

Patient Name : Mrs.HARINI M	Collected : 21/Aug/2024 09:17AM
Age/Gender : 37 Y 8 M 1 D/F	Received : 21/Aug/2024 10:52AM
UHID/MR No : CIND.0000170745	Reported : 21/Aug/2024 12:41PM
Visit ID : CINDOPV237276	Status : Final Report
Ref Doctor : Self	Sponsor Name : ARCOFEMI HEALTHCARE LIMITED
Emp/Auth/TPA ID : 22S30912	


DEPARTMENT OF HAEMATOLOGY

ARCOFEMI - MEDIWHEEL - FULL BODY HEALTH ANNUAL PLUS CHECK - FEMALE - 2D ECHO - PAN INDIA - FY2324

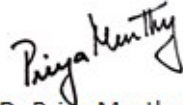
Test Name	Result	Unit	Bio. Ref. Interval	Method
<b>HEMOGRAM , WHOLE BLOOD EDTA</b>				
HAEMOGLOBIN	12.8	g/dL	12-15	Spectrophotometer
PCV	38.30	%	36-46	Electronic pulse & Calculation
RBC COUNT	5.01	Million/cu.mm	3.8-4.8	Electrical Impedance
MCV	76.5	fL	83-101	Calculated
MCH	25.6	pg	27-32	Calculated
MCHC	33.4	g/dL	31.5-34.5	Calculated
R.D.W	13.5	%	11.6-14	Calculated
TOTAL LEUCOCYTE COUNT (TLC)	9,990	cells/cu.mm	4000-10000	Electrical Impedance
<b>DIFFERENTIAL LEUCOCYTIC COUNT (DLC)</b>				
NEUTROPHILS	53.4	%	40-80	Electrical Impedance
LYMPHOCYTES	38.3	%	20-40	Electrical Impedance
EOSINOPHILS	2.1	%	1-6	Electrical Impedance
MONOCYTES	5.8	%	2-10	Electrical Impedance
BASOPHILS	0.4	%	<1-2	Electrical Impedance
<b>ABSOLUTE LEUCOCYTE COUNT</b>				
NEUTROPHILS	5334.66	Cells/cu.mm	2000-7000	Calculated
LYMPHOCYTES	3826.17	Cells/cu.mm	1000-3000	Calculated
EOSINOPHILS	209.79	Cells/cu.mm	20-500	Calculated
MONOCYTES	579.42	Cells/cu.mm	200-1000	Calculated
BASOPHILS	39.96	Cells/cu.mm	0-100	Calculated
Neutrophil lymphocyte ratio (NLR)	1.39		0.78- 3.53	Calculated
PLATELET COUNT	351000	cells/cu.mm	150000-410000	Electrical impedance
ERYTHROCYTE SEDIMENTATION RATE (ESR)	22	mm at the end of 1 hour	0-20	Modified Westegren method
<b>PERIPHERAL SMEAR</b>				

RBCs: Show mild anisopoikilocytosis with Microcytic hypochromic RBCs.Few pencil cells and occasional target cells seen

WBCs: are normal in total number with normal distribution and morphology.



Dr. Harshitha Y  
M.B.B.S.,M.D(Pathology)  
Consultant Pathologist



Dr Priya Murthy  
M.B.B.S.,M.D(Pathology)  
Consultant Pathologist



Patient Name : Mrs.HARINI M	Collected : 21/Aug/2024 09:17AM
Age/Gender : 37 Y 8 M 1 D/F	Received : 21/Aug/2024 10:52AM
UHID/MR No : CIND.0000170745	Reported : 21/Aug/2024 12:41PM
Visit ID : CINDOPV237276	Status : Final Report
Ref Doctor : Self	Sponsor Name : ARCOFEMI HEALTHCARE LIMITED
Emp/Auth/TPA ID : 22S30912	

**DEPARTMENT OF HAEMATOLOGY**

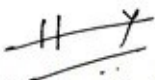
**ARCOFEMI - MEDIWHEEL - FULL BODY HEALTH ANNUAL PLUS CHECK - FEMALE - 2D ECHO - PAN INDIA - FY2324**

PLATELETS: appear adequate in number.


HEMOPARASITES: negative

**IMPRESSION: MICROCYTIC HYPOCHROMIC BLOOD PICTURE.**

**Note: Kindly evaluate for iron deficiency status.**



Dr. Harshitha Y  
M.B.B.S, M.D (Pathology)  
Consultant Pathologist



Dr. Priya Murthy  
M.B.B.S, M.D (Pathology)  
Consultant Pathologist

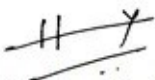


Patient Name : Mrs.HARINI M	Collected : 21/Aug/2024 09:17AM
Age/Gender : 37 Y 8 M 1 D/F	Received : 21/Aug/2024 10:52AM
UHID/MR No : CIND.0000170745	Reported : 21/Aug/2024 01:31PM
Visit ID : CINDOPV237276	Status : Final Report
Ref Doctor : Self	Sponsor Name : ARCOFEMI HEALTHCARE LIMITED
Emp/Auth/TPA ID : 22S30912	

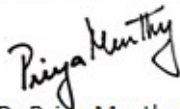
DEPARTMENT OF HAEMATOLOGY

ARCOFEMI - MEDIWHEEL - FULL BODY HEALTH ANNUAL PLUS CHECK - FEMALE - 2D ECHO - PAN INDIA - FY2324

Test Name	Result	Unit	Bio. Ref. Interval	Method
<b>BLOOD GROUP ABO AND RH FACTOR , WHOLE BLOOD EDTA</b>				
BLOOD GROUP TYPE	B			Microplate Hemagglutination
Rh TYPE	Positive			Microplate Hemagglutination



Dr. Harshitha Y  
M.B.B.S, M.D (Pathology)  
Consultant Pathologist



Dr. Priya Murthy  
M.B.B.S, M.D (Pathology)  
Consultant Pathologist



Patient Name : Mrs.HARINI M	Collected : 21/Aug/2024 09:17AM
Age/Gender : 37 Y 8 M 1 D/F	Received : 21/Aug/2024 11:53AM
UHID/MR No : CIND.0000170745	Reported : 21/Aug/2024 12:21PM
Visit ID : CINDOPV237276	Status : Final Report
Ref Doctor : Self	Sponsor Name : ARCOFEMI HEALTHCARE LIMITED
Emp/Auth/TPA ID : 22S30912	

DEPARTMENT OF BIOCHEMISTRY

ARCOFEMI - MEDIWHEEL - FULL BODY HEALTH ANNUAL PLUS CHECK - FEMALE - 2D ECHO - PAN INDIA - FY2324

Test Name	Result	Unit	Bio. Ref. Interval	Method
GLUCOSE, FASTING , NAF PLASMA	135	mg/dL	70-100	HEXOKINASE

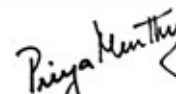
Comment:

As per American Diabetes Guidelines, 2023

Fasting Glucose Values in mg/dL	Interpretation
70-100 mg/dL	Normal
100-125 mg/dL	Prediabetes
≥126 mg/dL	Diabetes
<70 mg/dL	Hypoglycemia

Note:

- 1.The diagnosis of Diabetes requires a fasting plasma glucose of > or = 126 mg/dL and/or a random / 2 hr post glucose value of > or = 200 mg/dL on at least 2 occasions.
2. Very high glucose levels (>450 mg/dL in adults) may result in Diabetic Ketoacidosis & is considered critical.

  
 Dr Priya Murthy  
 M.B.B.S.,M.D(Pathology)  
 Consultant Pathologist





Patient Name : Mrs.HARINI M	Collected : 21/Aug/2024 09:17AM
Age/Gender : 37 Y 8 M 1 D/F	Received : 21/Aug/2024 11:35AM
UHID/MR No : CIND.0000170745	Reported : 21/Aug/2024 12:32PM
Visit ID : CINDOPV237276	Status : Final Report
Ref Doctor : Self	Sponsor Name : ARCOFEMI HEALTHCARE LIMITED
Emp/Auth/TPA ID : 22S30912	

DEPARTMENT OF BIOCHEMISTRY

ARCOFEMI - MEDIWHEEL - FULL BODY HEALTH ANNUAL PLUS CHECK - FEMALE - 2D ECHO - PAN INDIA - FY2324

Test Name	Result	Unit	Bio. Ref. Interval	Method
GLUCOSE, POST PRANDIAL (PP), 2 HOURS , SODIUM FLUORIDE PLASMA (2 HR)	247	mg/dL	70-140	HEXOKINASE

**Comment:**

It is recommended that FBS and PPBS should be interpreted with respect to their Biological reference ranges and not with each other. Conditions which may lead to lower postprandial glucose levels as compared to fasting glucose levels may be due to reactive hypoglycemia, dietary meal content, duration or timing of sampling after food digestion and absorption, medications such as insulin preparations, sulfonylureas, amylin analogues, or conditions such as overproduction of insulin.

Test Name	Result	Unit	Bio. Ref. Interval	Method
<b>HBA1C (GLYCATED HEMOGLOBIN) , WHOLE BLOOD EDTA</b>				
HBA1C, GLYCATED HEMOGLOBIN	7.8	%		HPLC
ESTIMATED AVERAGE GLUCOSE (eAG)	177	mg/dL		Calculated

**Comment:**

Reference Range as per American Diabetes Association (ADA) 2023 Guidelines:

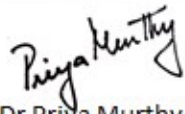
REFERENCE GROUP	HBA1C %
NON DIABETIC	<5.7
PREDIABETES	5.7 – 6.4
DIABETES	≥ 6.5
DIABETICS	
EXCELLENT CONTROL	6 – 7
FAIR TO GOOD CONTROL	7 – 8
UNSATISFACTORY CONTROL	8 – 10
POOR CONTROL	>10

**Note:** Dietary preparation or fasting is not required.

- HbA1C is recommended by American Diabetes Association for Diagnosing Diabetes and monitoring Glycemic Control by American Diabetes Association guidelines 2023.
- Trends in HbA1C values is a better indicator of Glycemic control than a single test.



Dr.Govinda Raju N L  
MSc,PhD(Biochemistry)  
Consultant Biochemistry



Dr Priya Murthy  
M.B.B.S,M.D(Pathology)  
Consultant Pathologist



THIS TEST HAS BEEN PERFORMED AT APOLLO HEALTH AND LIFESTYLE LIMITED- RRL BANGALORE  
SIN No:IRA240801104

**Apollo Health and Lifestyle Limited**

Regd. Office: 1-10-60/62, Ashoka Raghupathi Chambers, 5th Floor, Begumpet, Hyderabad, Telangana - 500 016 | www.apollohl.com | Email ID: enquiry@apollohl.com, Ph No: 040-4904 7777, Fax No: 4904 7744

APOLLO CLINICS NETWORK

Telangana: Hyderabad (AS Rao Nagar | Chanda Nagar | Kondapur | Nallakunta | Nizampet | Manikonda | Uppal) | Andhra Pradesh: Vizag (Seethamma Peta) | Karnataka: Bangalore (Basavanagudi | Bellandur | Electronics City | Fraser Town | HSR Layout | Indira Nagar | JP Nagar | Kundalahalli | Koramangala | Sarjapur Road) | Mysore (VV Mohalla) | Tamilnadu: Chennai (Annanagar | Kotturpuram | Mogappair | T Nagar | Valasaravakkam | Velachery) | Maharashtra: Pune (Aundh | Nigdi Pradhikaran | Viman Nagar | Wanowrie) | Uttar Pradesh: Ghaziabad (Indrapuram) | Gujarat: Ahmedabad (Satellite) | Punjab: Amritsar (Court Road) | Haryana: Faridabad (Railway Station Road)

Address: 32, 1st/2nd, Doddabangla Village, Neeladri Main Road, Neeladri Nagar, Electronic city, Bengaluru, Karnataka - 560034

 1860 500 7788  
www.apolloclinic.com

Patient Name : Mrs.HARINI M	Collected : 21/Aug/2024 09:17AM
Age/Gender : 37 Y 8 M 1 D/F	Received : 21/Aug/2024 11:35AM
UHID/MR No : CIND.0000170745	Reported : 21/Aug/2024 12:32PM
Visit ID : CINDOPV237276	Status : Final Report
Ref Doctor : Self	Sponsor Name : ARCOFEMI HEALTHCARE LIMITED
Emp/Auth/TPA ID : 22S30912	

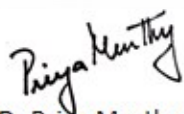
**DEPARTMENT OF BIOCHEMISTRY**

**ARCOFEMI - MEDIWHEEL - FULL BODY HEALTH ANNUAL PLUS CHECK - FEMALE - 2D ECHO - PAN INDIA - FY2324**

- Low HbA1C in Non-Diabetic patients are associated with Anemia (Iron Deficiency/Hemolytic), Liver Disorders, Chronic Kidney Disease. Clinical Correlation is advised in interpretation of low Values.
- Falsely low HbA1c (below 4%) may be observed in patients with clinical conditions that shorten erythrocyte life span or decrease mean erythrocyte age. HbA1c may not accurately reflect glycemic control when clinical conditions that affect erythrocyte survival are present.
- In cases of Interference of Hemoglobin variants in HbA1C, alternative methods (Fructosamine) estimation is recommended for Glycemic Control
  - A: HbF >25%
  - B: Homozygous Hemoglobinopathy.
 (Hb Electrophoresis is recommended method for detection of Hemoglobinopathy)



Dr.Govinda Raju N L  
MSc,PhD(Biochemistry)  
Consultant Biochemistry



Dr Priya Murthy  
M.B.B.S,M.D(Pathology)  
Consultant Pathologist



THIS TEST HAS BEEN PERFORMED AT APOLLO HEALTH AND LIFESTYLE LIMITED- RRL BANGALORE  
SIN No:IRA240801104

**Apollo Health and Lifestyle Limited**

(CIN - U06110TC2800PHG115819)  
This test has been performed at Apollo Health & Lifestyle Ltd, RRL BANGALORE Laboratory  
Regd. Office: 1-10-60/62, Ashoka Raghupathi Chambers, 5th Floor, Begumpet, Hyderabad, Telangana - 500 016 |  
www.apollohl.com | Email ID: enquiry@apollohl.com, Ph No: 040-4904 7777, Fax No: 4904 7744

Address:  
32/100/125, Doddabangla Village, Neeladri Main Road,  
Neeladri Nagar, Electronic city, Bengaluru,  
Karnataka - 560034

**APOLLO CLINICS NETWORK**

Telangana: Hyderabad (AS Rao Nagar | Chanda Nagar | Kondapur | Nallakunta | Nizampet | Manikonda | Uppal) | Andhra Pradesh: Vizag (Seethamma Peta) | Karnataka: Bangalore (Basavanagudi | Bellandur | Electronics City | Fraser Town | HSR Layout | Indira Nagar | JP Nagar | Kundalahalli | Koramangala | Sarjapur Road) | Mysore (VV Mohalla) | Tamilnadu: Chennai (Annanagar | Kotturpuram | Mogappair | T Nagar | Valasaravakkam | Velachery) | Maharashtra: Pune (Aundh | Nigdi Pradhikaran | Viman Nagar | Wanowrie) | Uttar Pradesh: Ghaziabad (Indrapuram) | Gujarat: Ahmedabad (Satellite) | Punjab: Amritsar (Court Road) | Haryana: Faridabad (Railway Station Road)

Patient Name : Mrs.HARINI M	Collected : 21/Aug/2024 09:17AM
Age/Gender : 37 Y 8 M 1 D/F	Received : 21/Aug/2024 11:30AM
UHID/MR No : CIND.0000170745	Reported : 21/Aug/2024 12:29PM
Visit ID : CINDOPV237276	Status : Final Report
Ref Doctor : Self	Sponsor Name : ARCOFEMI HEALTHCARE LIMITED
Emp/Auth/TPA ID : 22S30912	

DEPARTMENT OF BIOCHEMISTRY

ARCOFEMI - MEDIWHEEL - FULL BODY HEALTH ANNUAL PLUS CHECK - FEMALE - 2D ECHO - PAN INDIA - FY2324

Test Name	Result	Unit	Bio. Ref. Interval	Method
<b>LIPID PROFILE , SERUM</b>				
TOTAL CHOLESTEROL	149	mg/dL	<200	CHO-POD
TRIGLYCERIDES	86	mg/dL	<150	GPO-POD
HDL CHOLESTEROL	<b>36</b>	mg/dL	40-60	Enzymatic Immunoinhibition
NON-HDL CHOLESTEROL	113	mg/dL	<130	Calculated
LDL CHOLESTEROL	95.7	mg/dL	<100	Calculated
VLDL CHOLESTEROL	17.2	mg/dL	<30	Calculated
CHOL / HDL RATIO	4.14		0-4.97	Calculated
ATHEROGENIC INDEX (AIP)	0.02		<0.11	Calculated


**Comment:**

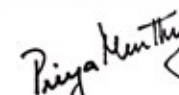
Reference Interval as per National Cholesterol Education Program (NCEP) Adult Treatment Panel III Report.

	Desirable	Borderline High	High	Very High
TOTAL CHOLESTEROL	< 200	200 - 239	≥ 240	
TRIGLYCERIDES	<150	150 - 199	200 - 499	≥ 500
LDL	Optimal < 100 Near Optimal 100-129	130 - 159	160 - 189	≥ 190
HDL	≥ 60			
NON-HDL CHOLESTEROL	Optimal <130; Above Optimal 130-159	160-189	190-219	>220

Measurements in the same patient can show physiological and analytical variations.

NCEP ATP III identifies non-HDL cholesterol as a secondary target of therapy in persons with high triglycerides.

  
Dr.Govinda Raju N L  
MSc,PhD(Biochemistry)  
Consultant Biochemistry

  
Dr Priya Murthy  
M.B.B.S,M.D(Pathology)  
Consultant Pathologist





Patient Name : Mrs.HARINI M	Collected : 21/Aug/2024 09:17AM
Age/Gender : 37 Y 8 M 1 D/F	Received : 21/Aug/2024 11:30AM
UHID/MR No : CIND.0000170745	Reported : 21/Aug/2024 12:29PM
Visit ID : CINDOPV237276	Status : Final Report
Ref Doctor : Self	Sponsor Name : ARCOFEMI HEALTHCARE LIMITED
Emp/Auth/TPA ID : 22S30912	

DEPARTMENT OF BIOCHEMISTRY

ARCOFEMI - MEDIWHEEL - FULL BODY HEALTH ANNUAL PLUS CHECK - FEMALE - 2D ECHO - PAN INDIA - FY2324

Test Name	Result	Unit	Bio. Ref. Interval	Method
<b>LIVER FUNCTION TEST (LFT) , SERUM</b>				
BILIRUBIN, TOTAL	0.62	mg/dL	0.3-1.2	DPD
BILIRUBIN CONJUGATED (DIRECT)	0.11	mg/dL	<0.2	DPD
BILIRUBIN (INDIRECT)	0.51	mg/dL	0.0-1.1	Dual Wavelength
ALANINE AMINOTRANSFERASE (ALT/SGPT)	27	U/L	<35	IFCC
ASPARTATE AMINOTRANSFERASE (AST/SGOT)	18.0	U/L	<35	IFCC
AST (SGOT) / ALT (SGPT) RATIO (DE RITIS)	0.7		<1.15	Calculated
ALKALINE PHOSPHATASE	82.00	U/L	30-120	IFCC
PROTEIN, TOTAL	7.41	g/dL	6.6-8.3	Biuret
ALBUMIN	4.62	g/dL	3.5-5.2	BROMO CRESOL GREEN
GLOBULIN	2.79	g/dL	2.0-3.5	Calculated
A/G RATIO	1.66		0.9-2.0	Calculated

**Comment:**

LFT results reflect different aspects of the health of the liver, i.e., hepatocyte integrity (AST & ALT), synthesis and secretion of bile (Bilirubin, ALP), cholestasis (ALP, GGT), protein synthesis (Albumin) Common patterns seen:

1. Hepatocellular Injury:

\*AST – Elevated levels can be seen. However, it is not specific to liver and can be raised in cardiac and skeletal injuries.  
 \*ALT – Elevated levels indicate hepatocellular damage. It is considered to be most specific lab test for hepatocellular injury. Values also correlate well with increasing BMI. Disproportionate increase in AST, ALT compared with ALP. AST: ALT (ratio) – In case of hepatocellular injury AST: ALT > 1 In Alcoholic Liver Disease AST: ALT usually >2. This ratio is also seen to be increased in NAFLD, Wilson's's diseases, Cirrhosis, but the increase is usually not >2.

2. Cholestatic Pattern:

\*ALP – Disproportionate increase in ALP compared with AST, ALT. ALP elevation also seen in pregnancy, impacted by age and sex. \*Bilirubin elevated- predominantly direct , To establish the hepatic origin correlation with elevated GGT helps.


3. Synthetic function impairment:

\*Albumin- Liver disease reduces albumin levels, Correlation with PT (Prothrombin Time) helps.

4. Associated tests for assessment of liver fibrosis - Fibrosis-4 and APRI Index.



Dr.Govinda Raju N L  
MSc,PhD(Biochemistry)  
Consultant Biochemistry



Dr Priya Murthy  
M.B.B.S,M.D(Pathology)  
Consultant Pathologist



THIS TEST HAS BEEN PERFORMED AT APOLLO HEALTH AND LIFESTYLE LIMITED- RRL BANGALORE  
SIN No:IRA240801105

**Apollo Health and Lifestyle Limited**

Regd. Office: 1-10-60/62, Ashoka Raghupathi Chambers, 5th Floor, Begumpet, Hyderabad, Telangana - 500 016 | www.apollohl.com | Email ID: enquiry@apollohl.com, Ph No: 040-4904 7777, Fax No: 4904 7744

APOLLO CLINICS NETWORK

Telangana: Hyderabad (AS Rao Nagar | Chanda Nagar | Kondapur | Nallakunta | Nizampet | Manikonda | Uppal) | Andhra Pradesh: Vizag (Seethamma Peta) | Karnataka: Bangalore (Basavanagudi | Bellandur | Electronics City | Fraser Town | HSR Layout | Indira Nagar | JP Nagar | Kundalahalli | Koramangala | Sarjapur Road) | Mysore (VV Mohalla) | Tamilnadu: Chennai (Annanagar | Kotturpuram | Mogappair | T Nagar | Valasaravakkam | Velachery) | Maharashtra: Pune (Aundh | Nigdi Pradhikaran | Viman Nagar | Wanowrie) | Uttar Pradesh: Ghaziabad (Indrapuram) | Gujarat: Ahmedabad (Satellite) | Punjab: Amritsar (Court Road) | Haryana: Faridabad (Railway Station Road)

Address: 22/10/25, Doddabangla Village, Neeladri Main Road, Neeladri Nagar, Electronic city, Bengaluru, Karnataka - 560034

 1860 500 7788  
www.apolloclinic.com



Patient Name : Mrs.HARINI M	Collected : 21/Aug/2024 09:17AM
Age/Gender : 37 Y 8 M 1 D/F	Received : 21/Aug/2024 11:30AM
UHID/MR No : CIND.0000170745	Reported : 21/Aug/2024 12:29PM
Visit ID : CINDOPV237276	Status : Final Report
Ref Doctor : Self	Sponsor Name : ARCOFEMI HEALTHCARE LIMITED
Emp/Auth/TPA ID : 22S30912	

**DEPARTMENT OF BIOCHEMISTRY**

**ARCOFEMI - MEDIWHEEL - FULL BODY HEALTH ANNUAL PLUS CHECK - FEMALE - 2D ECHO - PAN INDIA - FY2324**

*Govinda Raju N L*  
**Dr.Govinda Raju N L**  
 MSc,PhD(Biochemistry)  
 Consultant Biochemistry

*Priya Murthy*  
**Dr Priya Murthy**  
 M.B.B.S,M.D(Pathology)  
 Consultant Pathologist



THIS TEST HAS BEEN PERFORMED AT APOLLO HEALTH AND LIFESTYLE LIMITED- RRL BANGALORE  
 SIN No:IRA240801105

**Apollo Health and Lifestyle Limited**

(CIN - U061107C2000PHG115819)  
 Regd. Office: 1-10-60/62, Ashoka Raghupathi Chambers, 5th Floor, Begumpet, Hyderabad, Telangana - 500 016 |  
 www.apollohl.com | Email ID: enquiry@apollohl.com, Ph No: 040-4904 7777, Fax No: 4904 7744

Address:  
 32/100/125, Doddabangla Village, Neeladri Main Road,  
 Neeladri Nagar, Electronic city, Bengaluru,  
 Karnataka - 560034

 **1860 500 7788**  
[www.apolloclinic.com](http://www.apolloclinic.com)

**APOLLO CLINICS NETWORK**  
 Telangana: Hyderabad (AS Rao Nagar | Chanda Nagar | Kondapur | Nallakunta | Nizampet | Manikonda | Uppal) | Andhra Pradesh: Vizag (Seethamma Peta) | Karnataka: Bangalore (Basavanagudi | Bellandur | Electronics City | Fraser Town | HSR Layout | Indira Nagar | JP Nagar | Kundalahalli | Koramangala | Sarjapur Road) | Mysore (VV Mohalla) | Tamilnadu: Chennai (Annanagar | Kotturpuram | Mogappair | T Nagar | Valasaravakkam | Velachery) | Maharashtra: Pune (Aundh | Nigdi Pradhikaran | Viman Nagar | Wanowrie) | Uttar Pradesh: Ghaziabad (Indrapuram) | Gujarat: Ahmedabad (Satellite) | Punjab: Amritsar (Court Road) | Haryana: Faridabad (Railway Station Road)

Patient Name : Mrs.HARINI M	Collected : 21/Aug/2024 09:17AM
Age/Gender : 37 Y 8 M 1 D/F	Received : 21/Aug/2024 11:30AM
UHID/MR No : CIND.0000170745	Reported : 21/Aug/2024 12:29PM
Visit ID : CINDOPV237276	Status : Final Report
Ref Doctor : Self	Sponsor Name : ARCOFEMI HEALTHCARE LIMITED
Emp/Auth/TPA ID : 22S30912	


DEPARTMENT OF BIOCHEMISTRY

ARCOFEMI - MEDIWHEEL - FULL BODY HEALTH ANNUAL PLUS CHECK - FEMALE - 2D ECHO - PAN INDIA - FY2324

Test Name	Result	Unit	Bio. Ref. Interval	Method
<b>RENAL PROFILE/KIDNEY FUNCTION TEST (RFT/KFT) , SERUM</b>				
CREATININE	0.74	mg/dL	0.66 - 1.09	Modified Jaffe, Kinetic
UREA	<b>16.00</b>	mg/dL	17-43	GLDH, Kinetic Assay
BLOOD UREA NITROGEN	<b>7.5</b>	mg/dL	8.0 - 23.0	Calculated
URIC ACID	3.90	mg/dL	2.6-6.0	Uricase PAP
CALCIUM	9.30	mg/dL	8.8-10.6	Arsenazo III
PHOSPHORUS, INORGANIC	3.55	mg/dL	2.5-4.5	Phosphomolybdate Complex
SODIUM	139	mmol/L	136-146	ISE (Indirect)
POTASSIUM	4.0	mmol/L	3.5-5.1	ISE (Indirect)
CHLORIDE	108	mmol/L	101-109	ISE (Indirect)
PROTEIN, TOTAL	7.41	g/dL	6.6-8.3	Biuret
ALBUMIN	4.62	g/dL	3.5-5.2	BROMO CRESOL GREEN
GLOBULIN	2.79	g/dL	2.0-3.5	Calculated
A/G RATIO	1.66		0.9-2.0	Calculated



Dr.Govinda Raju N L  
MSc,PhD(Biochemistry)  
Consultant Biochemistry



Dr Priya Murthy  
M.B.B.S,M.D(Pathology)  
Consultant Pathologist



THIS TEST HAS BEEN PERFORMED AT APOLLO HEALTH AND LIFESTYLE LIMITED- RRL BANGALORE  
SIN No:IRA240801105

**Apollo Health and Lifestyle Limited**

(CIN - U061107C2800PHG115819)  
Regd. Office: 1-10-60/62, Ashoka Raghupathi Chambers, 5th Floor, Begumpet, Hyderabad, Telangana - 500 016 |  
www.apollohl.com | Email ID: enquiry@apollohl.com, Ph No: 040-4904 7777, Fax No: 4904 7744

Address:  
32/100/125, Doddabangla Village, Neeladri Main Road,  
Neeladri Nagar, Electronic city, Bengaluru,  
Karnataka - 560034

 1860 500 7788  
www.apolloclinic.com

APOLLO CLINICS NETWORK

Telangana: Hyderabad (AS Rao Nagar | Chanda Nagar | Kondapur | Nallakunta | Nizampet | Manikonda | Uppal) | Andhra Pradesh: Vizag (Seethamma Peta) | Karnataka: Bangalore (Basavanagudi | Bellandur | Electronics City | Fraser Town | HSR Layout | Indira Nagar | JP Nagar | Kundalahalli | Koramangala | Sarjapur Road) | Mysore (VV Mohalla) | Tamilnadu: Chennai (Annanagar | Kotturpuram | Mogappair | T Nagar | Valasaravakkam | Velachery) | Maharashtra: Pune (Aundh | Nigdi Pradhikaran | Viman Nagar | Wanowrie) | Uttar Pradesh: Ghaziabad (Indrapuram) | Gujarat: Ahmedabad (Satellite) | Punjab: Amritsar (Court Road) | Haryana: Faridabad (Railway Station Road)

Patient Name : Mrs.HARINI M	Collected : 21/Aug/2024 09:17AM
Age/Gender : 37 Y 8 M 1 D/F	Received : 21/Aug/2024 11:30AM
UHID/MR No : CIND.0000170745	Reported : 21/Aug/2024 12:18PM
Visit ID : CINDOPV237276	Status : Final Report
Ref Doctor : Self	Sponsor Name : ARCOFEMI HEALTHCARE LIMITED
Emp/Auth/TPA ID : 22S30912	

**DEPARTMENT OF BIOCHEMISTRY**

**ARCOFEMI - MEDIWHEEL - FULL BODY HEALTH ANNUAL PLUS CHECK - FEMALE - 2D ECHO - PAN INDIA - FY2324**

Test Name	Result	Unit	Bio. Ref. Interval	Method
<b>GAMMA GLUTAMYL TRANSPEPTIDASE (GGT) , SERUM</b>	23.00	U/L	<38	IFCC

*Priya Murthy*

Dr Priya Murthy  
M.B.B.S.,M.D(Pathology)  
Consultant Pathologist





Patient Name : Mrs.HARINI M	Collected : 21/Aug/2024 09:17AM
Age/Gender : 37 Y 8 M 1 D/F	Received : 21/Aug/2024 12:02PM
UHID/MR No : CIND.0000170745	Reported : 21/Aug/2024 02:08PM
Visit ID : CINDOPV237276	Status : Final Report
Ref Doctor : Self	Sponsor Name : ARCOFEMI HEALTHCARE LIMITED
Emp/Auth/TPA ID : 22S30912	

DEPARTMENT OF IMMUNOLOGY

ARCOFEMI - MEDIWHEEL - FULL BODY HEALTH ANNUAL PLUS CHECK - FEMALE - 2D ECHO - PAN INDIA - FY2324


Test Name	Result	Unit	Bio. Ref. Interval	Method
<b>THYROID PROFILE TOTAL (T3, T4, TSH) , SERUM</b>				
TRI-iodothyronine (T3, TOTAL)	1.26	ng/mL	0.64-1.52	CMIA
THYROXINE (T4, TOTAL)	<b>11.99</b>	µg/dL	4.87-11.72	CMIA
THYROID STIMULATING HORMONE (TSH)	1.580	µIU/mL	0.35-4.94	CMIA

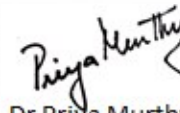
Comment:

<b>For pregnant females</b>	<b>Bio Ref Range for TSH in uIU/ml (As per American Thyroid Association)</b>
First trimester	0.1 - 2.5
Second trimester	0.2 – 3.0
Third trimester	0.3 – 3.0

- TSH is a glycoprotein hormone secreted by the anterior pituitary. TSH activates production of T3 (Triiodothyronine) and its prohormone T4 (Thyroxine). Increased blood level of T3 and T4 inhibit production of TSH.
- TSH is elevated in primary hypothyroidism and will be low in primary hyperthyroidism. Elevated or low TSH in the context of normal free thyroxine is often referred to as sub-clinical hypo- or hyperthyroidism respectively.
- Both T4 & T3 provides limited clinical information as both are highly bound to proteins in circulation and reflects mostly inactive hormone. Only a very small fraction of circulating hormone is free and biologically active.
- Significant variations in TSH can occur with circadian rhythm, hormonal status, stress, sleep deprivation, medication & circulating antibodies.

TSH	T3	T4	FT4	Conditions
High	Low	Low	Low	Primary Hypothyroidism, Post Thyroidectomy, Chronic Autoimmune Thyroiditis
High	N	N	N	Subclinical Hypothyroidism, Autoimmune Thyroiditis, Insufficient Hormone Replacement Therapy.
N/Low	Low	Low	Low	Secondary and Tertiary Hypothyroidism
Low	High	High	High	Primary Hyperthyroidism, Goitre, Thyroiditis, Drug effects, Early Pregnancy
Low	N	N	N	Subclinical Hyperthyroidism
Low	Low	Low	Low	Central Hypothyroidism, Treatment with Hyperthyroidism
Low	N	High	High	Thyroiditis, Interfering Antibodies
N/Low	High	N	N	T3 Thyrotoxicosis, Non thyroidal causes

  
**Dr. Govinda Raju N L**  
 MSc, PhD (Biochemistry)  
 Consultant Biochemistry

  
**Dr Priya Murthy**  
 M.B.B.S, M.D (Pathology)  
 Consultant Pathologist



THIS TEST HAS BEEN PERFORMED AT APOLLO HEALTH AND LIFESTYLE LIMITED- RRL BANGALORE  
 SIN No: IRA240801102

**Apollo Health and Lifestyle Limited** (CIN - U061107C2800PH6115849)  
 This test has been performed at Apollo Health & Lifestyle Ltd, RRL BANGALORE Laboratory  
 Regd. Office: 1-10-60/62, Ashoka Raghupathi Chambers, 5th Floor, Begumpet, Hyderabad, Telangana - 500 016 |  
 www.apollohl.com | Email ID: enquiry@apollohl.com, Ph No: 040-4904 7777, Fax No: 4904 7744

Address:  
 Apollo Health and Lifestyle Limited, Apollo Health and Lifestyle Ltd, RRL BANGALORE Laboratory, Neeladri Main Road,  
 Neeladri Nagar, Electronic city, Bengaluru,  
 Karnataka - 560034

  
**1860 500 7788**  
 www.apolloclinic.com

Patient Name : Mrs.HARINI M	Collected : 21/Aug/2024 09:17AM
Age/Gender : 37 Y 8 M 1 D/F	Received : 21/Aug/2024 12:02PM
UHID/MR No : CIND.0000170745	Reported : 21/Aug/2024 02:08PM
Visit ID : CINDOPV237276	Status : Final Report
Ref Doctor : Self	Sponsor Name : ARCOFEMI HEALTHCARE LIMITED
Emp/Auth/TPA ID : 22S30912	

**DEPARTMENT OF IMMUNOLOGY**

**ARCOFEMI - MEDIWHEEL - FULL BODY HEALTH ANNUAL PLUS CHECK - FEMALE - 2D ECHO - PAN INDIA - FY2324**

High	High	High	High	Pituitary Adenoma; TSHoma/Thyrotropinoma
------	------	------	------	--

*Govinda Raju*  
**Dr.Govinda Raju N L**  
 MSc,PhD(Biochemistry)  
 Consultant Biochemistry

*Priya Murthy*  
**Dr Priya Murthy**  
 M.B.B.S,M.D(Pathology)  
 Consultant Pathologist



THIS TEST HAS BEEN PERFORMED AT APOLLO HEALTH AND LIFESTYLE LIMITED- RRL BANGALORE  
 SIN No:IRA240801102

**Apollo Health and Lifestyle Limited**

(CIN - U061107C2009PLG115819)  
 This test has been performed at Apollo Health & Lifestyle Ltd, RRL BANGALORE Laboratory  
 Regd. Office: 1-10-60/62, Ashoka Raghupathi Chambers, 5th Floor, Begumpet, Hyderabad, Telangana - 500 016 |  
 www.apollohl.com | Email ID: enquiry@apollohl.com, Ph No: 040-4904 7777, Fax No: 4904 7744

Address:  
 32/100/125, Doddabangla Village, Neeladri Main Road,  
 Neeladri Nagar, Electronic city, Bengaluru,  
 Karnataka- 560034

 **1860 500 7788**  
[www.apolloclinic.com](http://www.apolloclinic.com)

**APOLLO CLINICS NETWORK**

**Telangana:** Hyderabad (AS Rao Nagar | Chanda Nagar | Kondapur | Nallakunta | Nizampet | Manikonda | Uppal) | **Andhra Pradesh:** Vizag (Seethamma Peta) | **Karnataka:** Bangalore (Basavanagudi | Bellandur | Electronics City | Fraser Town | HSR Layout | Indira Nagar | JP Nagar | Kundalahalli | Koramangala | Sarjapur Road) | **Mysore** (VV Mohalla) | **Tamilnadu:** Chennai (Annanagar | Kotturpuram | Mogappair | T Nagar | Valasaravakkam | Velachery) | **Maharashtra:** Pune (Aundh | Nigdi Pradhikaran | Viman Nagar | Wanowrie) | **Uttar Pradesh:** Ghaziabad (Indrapuram) | **Gujarat:** Ahmedabad (Satellite) | **Punjab:** Amritsar (Court Road) | **Haryana:** Faridabad (Railway Station Road)

Patient Name : Mrs.HARINI M	Collected : 21/Aug/2024 09:17AM
Age/Gender : 37 Y 8 M 1 D/F	Received : 21/Aug/2024 12:42PM
UHID/MR No : CIND.0000170745	Reported : 21/Aug/2024 01:54PM
Visit ID : CINDOPV237276	Status : Final Report
Ref Doctor : Self	Sponsor Name : ARCOFEMI HEALTHCARE LIMITED
Emp/Auth/TPA ID : 22S30912	

DEPARTMENT OF CLINICAL PATHOLOGY

ARCOFEMI - MEDIWHEEL - FULL BODY HEALTH ANNUAL PLUS CHECK - FEMALE - 2D ECHO - PAN INDIA - FY2324


Test Name	Result	Unit	Bio. Ref. Interval	Method
<b>COMPLETE URINE EXAMINATION (CUE) , URINE</b>				
<b>PHYSICAL EXAMINATION</b>				
COLOUR	YELLOW		PALE YELLOW	Scattering of light
TRANSPARENCY	Clear		CLEAR	Scattering of light
pH	5.0		5-7.5	Bromothymol Blue
SP. GRAVITY	1.021		1.002-1.030	Refractometric
<b>BIOCHEMICAL EXAMINATION</b>				
URINE PROTEIN	NEGATIVE		NEGATIVE	PROTEIN ERROR OF INDICATOR
GLUCOSE	NORMAL		NEGATIVE	GOD-POD
URINE BILIRUBIN	NEGATIVE		NEGATIVE	Diazonium Salt
URINE KETONES (RANDOM)	NEGATIVE		NEGATIVE	Sodium nitro prusside
UROBILINOGEN	NORMAL		NORMAL (0.1-1.8mg/dl)	Diazonium salt
NITRITE	NEGATIVE		NEGATIVE	Sulfanilic acid
LEUCOCYTE ESTERASE	POSITIVE++		NEGATIVE	Diazonium salt
<b>CENTRIFUGED SEDIMENT WET MOUNT AND MICROSCOPY</b>				
PUS CELLS	15	/hpf	0-5	Automated Image based microscopy
EPITHELIAL CELLS	8	/hpf	< 10	Microscopy
RBC	4	/hpf	0-2	Microscopy
CASTS	NEGATIVE	/lpf	0-2 Hyaline Cast	Microscopy
CRYSTALS	NEGATIVE	/hpf	Occasional-Few	Microscopy

Result is rechecked. Kindly correlate clinically.


**Comment:**

All urine samples are checked for adequacy and suitability before examination. All abnormal chemical examination are rechecked and verified by manual methods.

Microscopy findings are reported as an average of 10 high power fields.



Dr. Harshitha Y  
M.B.B.S., M.D (Pathology)  
Consultant Pathologist



Dr. Priya Murthy  
M.B.B.S., M.D (Pathology)  
Consultant Pathologist






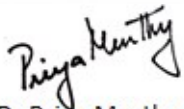
Patient Name : Mrs.HARINI M	Collected : 21/Aug/2024 09:17AM
Age/Gender : 37 Y 8 M 1 D/F	Received : 21/Aug/2024 12:42PM
UHID/MR No : CIND.0000170745	Reported : 21/Aug/2024 01:54PM
Visit ID : CINDOPV237276	Status : Final Report
Ref Doctor : Self	Sponsor Name : ARCOFEMI HEALTHCARE LIMITED
Emp/Auth/TPA ID : 22S30912	

**DEPARTMENT OF CLINICAL PATHOLOGY**

**ARCOFEMI - MEDIWHEEL - FULL BODY HEALTH ANNUAL PLUS CHECK - FEMALE - 2D ECHO - PAN INDIA - FY2324**



**Dr. Harshitha Y**  
M.B.B.S, M.D (Pathology)  
Consultant Pathologist



**Dr. Priya Murthy**  
M.B.B.S, M.D (Pathology)  
Consultant Pathologist



Patient Name : Mrs.HARINI M	Collected : 21/Aug/2024 09:17AM
Age/Gender : 37 Y 8 M 1 D/F	Received : 21/Aug/2024 12:42PM
UHID/MR No : CIND.0000170745	Reported : 21/Aug/2024 02:46PM
Visit ID : CINDOPV237276	Status : Final Report
Ref Doctor : Self	Sponsor Name : ARCOFEMI HEALTHCARE LIMITED
Emp/Auth/TPA ID : 22S30912	

DEPARTMENT OF CLINICAL PATHOLOGY

ARCOFEMI - MEDIWHEEL - FULL BODY HEALTH ANNUAL PLUS CHECK - FEMALE - 2D ECHO - PAN INDIA - FY2324

Test Name	Result	Unit	Bio. Ref. Interval	Method
URINE GLUCOSE(POST PRANDIAL)	NEGATIVE		NEGATIVE	Dipstick


Test Name	Result	Unit	Bio. Ref. Interval	Method
URINE GLUCOSE(FASTING)	NEGATIVE		NEGATIVE	Dipstick

\*\*\* End Of Report \*\*\*

Result/s to Follow:  
PERIPHERAL SMEAR, LBC PAP SMEAR



Dr.Vidya Aniket Gore  
M.B.B.S,M.D(Pathology)  
Consultant Pathologist



Dr Priya Murthy  
M.B.B.S,M.D(Pathology)  
Consultant Pathologist

AND LIFESTYLE LIMITED- RRL BANGALORE



Patient Name : Mrs.HARINI M  
Age/Gender : 37 Y 8 M 1 D/F  
UHID/MR No : CIND.0000170745  
Visit ID : CINDOPV237276  
Ref Doctor : Self  
Emp/Auth/TPA ID : 22S30912

Collected : 21/Aug/2024 09:17AM  
Received : 21/Aug/2024 12:42PM  
Reported : 21/Aug/2024 02:46PM  
Status : Final Report  
Sponsor Name : ARCOFEMI HEALTHCARE LIMITED

#### TERMS AND CONDITIONS GOVERNING THIS REPORT

The reported results are for information and interpretation of the referring doctor or such other medical professionals, who understand reporting units, reference ranges and limitations of technologies.

Laboratories not be responsible for any interpretation whatsoever.

It is presumed that the tests performed are, on the specimen / sample being to the patient named or identified and the verifications of the particulars have been cleared out by the patient or his / her representative at the point of generation of said specimen.


The reported results are restricted to the given specimen only. Results may vary from lab to lab and from time to time for the same parameter for the same patient.

Assays are performed in accordance with standard procedures, The reported results are dependent on individual assay methods / equipment used and quality of specimen received.

This report is not valid for medico legal purposes.



Dr. Vidya Aniket Gore  
M.B.B.S,M.D(Pathology)  
Consultant Pathologist



Dr Priya Murthy  
M.B.B.S,M.D(Pathology)  
Consultant Pathologist



SIN No:IRA240801106

This test has been performed at Apollo Health & Lifestyle Ltd, RRL BANGALORE Laboratory



---

Patient Name	: Mrs. Harini M	Age	: 37Yrs 8Mths 2Days
UHID	: CIND.0000170745	OP Visit No.	: CINDOPV237276
Printed On	: 21-08-2024 08:10 AM	Advised/Pres Doctor	: --
Department	: Radiology	Qualification	: --
Referred By	: Self	Registration No.	: --
Employer Id	: 22S30912		

---

## DEPARTMENT OF RADIOLOGY

---

### ULTRASOUND ABDOMEN AND PELVIS

LIVER: Appears normal in size, **shape and show mild diffusely increased echogenicity**. No focal parenchymal lesions identified. No evidence of intra/extrahepatic biliary tree dilatation noted. Portal vein appears to be of normal size.

GALLBLADDER: Moderately distended. No definite calculi identified. No evidence of abnormal wall thickening noted.

SPLEEN: Appears normal in size, shape and echopattern. No focal parenchymal lesions identified.

PANCREAS: Obscured by bowel gas. However, the visualized portion appear normal.

KIDNEYS :Both kidneys appear normal in size, shape and echopattern. Corticomedullary differentiation appears maintained. No evidence of calculi or hydronephrosis on either side.

URINARY BLADDER: Distended and appears normal. No evidence of abnormal wall thickening noted.

UTERUS: **Retroverted** and appears normal in size. Myometrial echoes appear normal. The endometrial lining appears intact. Endometrium measures 7 mm.

OVARIES: Both ovaries appearing normal in size and echopattern.

No free fluid is seen.

---

**IMPRESSION:**

**GRADE I FATTY LIVER.**

---End Of The Report---



Dr.DHANALAKSHMI B

--

--

Radiology

---

Patient Name	: Mrs. Harini M	Age	: 37Yrs 8Mths 2Days
UHID	: CIND.0000170745	OP Visit No.	: CINDOPV237276
Printed On	: 21-08-2024 10:34 AM	Advised/Pres Doctor	: --
Department	: Radiology	Qualification	: --
Referred By	: Self	Registration No.	: --
Employer Id	: 22S30912		

---

**DEPARTMENT OF RADIOLOGY**

---

**X RAY CHEST PA**

Both lungs fields appear normal.

Both hilae are normal.

Both costophrenic and cardiophrenic angles are normal.

The cardiac and mediastinal shadows appear normal.

Bones and soft tissues appear normal.

**IMPRESSION : NORMAL STUDY.**

---End Of The Report---



Dr.DHANALAKSHMI B  
MBBS, DMRD  
29543  
Radiology