

Patient Name : Mr.PRAKASH CHANDRA SHETTY	Collected : 26/Oct/2024 08:52AM
Age/Gender : 58 Y 1 M 17 D/M	Received : 26/Oct/2024 10:23AM
UHID/MR No : AHMYS.0000463978	Reported : 26/Oct/2024 01:59PM
Visit ID : CMYSOPV130885	Status : Final Report
Ref Doctor : Self	Sponsor Name : ARCOFEMI HEALTHCARE LIMITED
Emp/Auth/TPA ID : 22E30633	

DEPARTMENT OF HAEMATOLOGY

ARCOFEMI - MEDIWHEEL - FULL BODY ANNUAL PLUS ABOVE 50Y MALE - 2D ECHO - PAN INDIA - FY2324

Test Name	Result	Unit	Bio. Ref. Interval	Method
HEMOGRAM , WHOLE BLOOD EDTA				
HAEMOGLOBIN	14.6	g/dL	13-17	Spectrophotometer
PCV	43.20	%	40-50	Electronic pulse & Calculation
RBC COUNT	5.28	Million/cu.mm	4.5-5.5	Electrical Impedance
MCV	81.9	fL	83-101	Calculated
MCH	27.7	pg	27-32	Calculated
MCHC	33.8	g/dL	31.5-34.5	Calculated
R.D.W	11.5	%	11.6-14	Calculated
TOTAL LEUCOCYTE COUNT (TLC)	10,190	cells/cu.mm	4000-10000	Electrical Impedance
DIFFERENTIAL LEUCOCYTIC COUNT (DLC)				
NEUTROPHILS	52	%	40-80	Electrical Impedance
LYMPHOCYTES	36	%	20-40	Electrical Impedance
EOSINOPHILS	6	%	1-6	Electrical Impedance
MONOCYTES	5	%	2-10	Electrical Impedance
BASOPHILS	1	%	0-2	Electrical Impedance
ABSOLUTE LEUCOCYTE COUNT				
NEUTROPHILS	5298.8	Cells/cu.mm	2000-7000	Calculated
LYMPHOCYTES	3668.4	Cells/cu.mm	1000-3000	Calculated
EOSINOPHILS	611.4	Cells/cu.mm	20-500	Calculated
MONOCYTES	509.5	Cells/cu.mm	200-1000	Calculated
BASOPHILS	101.9	Cells/cu.mm	0-100	Calculated
Neutrophil lymphocyte ratio (NLR)	1.44		0.78- 3.53	Calculated
PLATELET COUNT	263000	cells/cu.mm	150000-410000	Electrical impedance
ERYTHROCYTE SEDIMENTATION RATE (ESR)	18	mm at the end of 1 hour	0-15	Modified Westergren
PERIPHERAL SMEAR				

R.B.C: Majority are normocytic normochromic.
W.B.C: Are normal in number,morphology and increase in eosinophils.
Platelets: Adequate and are seen in singles and clumps.
Hemoparasites: Not seen.



Dr. PAVAN KUMAR M
M.B.B.S,M.D(Pathology)
Consultant Pathologist

SIN No:MYS241001422



Patient Name : Mr.PRAKASH CHANDRA SHETTY	Collected : 26/Oct/2024 11:48AM
Age/Gender : 58 Y 1 M 17 D/M	Received : 26/Oct/2024 12:34PM
UHID/MR No : AHMYS.0000463978	Reported : 26/Oct/2024 01:27PM
Visit ID : CMYSOPV130885	Status : Final Report
Ref Doctor : Self	Sponsor Name : ARCOFEMI HEALTHCARE LIMITED
Emp/Auth/TPA ID : 22E30633	

DEPARTMENT OF BIOCHEMISTRY

ARCOFEMI - MEDIWHEEL - FULL BODY ANNUAL PLUS ABOVE 50Y MALE - 2D ECHO - PAN INDIA - FY2324

Test Name	Result	Unit	Bio. Ref. Interval	Method
GLUCOSE, FASTING , NAF PLASMA	102	mg/dl	74-106	GOD, POD

Comment:

As per American Diabetes Guidelines, 2023

Fasting Glucose Values in mg/dL	Interpretation
70-100 mg/dL	Normal
100-125 mg/dL	Prediabetes
≥126 mg/dL	Diabetes
<70 mg/dL	Hypoglycemia

Note:

- 1.The diagnosis of Diabetes requires a fasting plasma glucose of > or = 126 mg/dL and/or a random / 2 hr post glucose value of > or = 200 mg/dL on at least 2 occasions.
2. Very high glucose levels (>450 mg/dL in adults) may result in Diabetic Ketoacidosis & is considered critical.

Test Name	Result	Unit	Bio. Ref. Interval	Method
GLUCOSE, POST PRANDIAL (PP), 2 HOURS , SODIUM FLUORIDE PLASMA (2 HR)	110	mg/dl	70-140	GOD, POD

Comment:

It is recommended that FBS and PPBS should be interpreted with respect to their Biological reference ranges and not with each other. Conditions which may lead to lower postprandial glucose levels as compared to fasting glucose levels may be due to reactive hypoglycemia, dietary meal content, duration or timing of sampling after food digestion and absorption, medications such as insulin preparations, sulfonylureas, amylin analogues, or conditions such as overproduction of insulin.



Dr. PAVAN KUMAR M
M.B.B.S,M.D(Pathology)
Consultant Pathologist

SIN No:MYS241001527



Patient Name : Mr.PRAKASH CHANDRA SHETTY	Collected : 26/Oct/2024 08:52AM
Age/Gender : 58 Y 1 M 17 D/M	Received : 26/Oct/2024 10:23AM
UHID/MR No : AHMYS.0000463978	Reported : 26/Oct/2024 12:23PM
Visit ID : CMYSOPV130885	Status : Final Report
Ref Doctor : Self	Sponsor Name : ARCOFEMI HEALTHCARE LIMITED
Emp/Auth/TPA ID : 22E30633	

DEPARTMENT OF BIOCHEMISTRY

ARCOFEMI - MEDIWHEEL - FULL BODY ANNUAL PLUS ABOVE 50Y MALE - 2D ECHO - PAN INDIA - FY2324

Test Name	Result	Unit	Bio. Ref. Interval	Method
LIPID PROFILE , SERUM				
TOTAL CHOLESTEROL	267	mg/dl	0-200	CHOD
TRIGLYCERIDES	291	mg/dl	0-150	GPO, Trinder
HDL CHOLESTEROL	34	mg/dL	40-60	CHOD
NON-HDL CHOLESTEROL	233	mg/dL	<130	Calculated
LDL CHOLESTEROL	174.37	mg/dL	<100	Calculated
VLDL CHOLESTEROL	58.2	mg/dL	<30	Calculated
CHOL / HDL RATIO	7.75		0-4.97	Calculated
ATHEROGENIC INDEX (AIP)	0.57		<0.11	Calculated

Comment:

Reference Interval as per National Cholesterol Education Program (NCEP) Adult Treatment Panel III Report.

	Desirable	Borderline High	High	Very High
TOTAL CHOLESTEROL	< 200	200 - 239	≥ 240	
TRIGLYCERIDES	<150	150 - 199	200 - 499	≥ 500
LDL	Optimal < 100 Near Optimal 100-129	130 - 159	160 - 189	≥ 190
HDL	≥ 60			
NON-HDL CHOLESTEROL	Optimal <130; Above Optimal 130-159	160-189	190-219	>220



Dr. PAVAN KUMAR M
M.B.B.S,M.D(Pathology)
Consultant Pathologist

SIN No:MYS241001421



Patient Name : Mr.PRAKASH CHANDRA SHETTY	Collected : 26/Oct/2024 08:52AM
Age/Gender : 58 Y 1 M 17 D/M	Received : 26/Oct/2024 10:23AM
UHID/MR No : AHMYS.0000463978	Reported : 26/Oct/2024 12:23PM
Visit ID : CMYSOPV130885	Status : Final Report
Ref Doctor : Self	Sponsor Name : ARCOFEMI HEALTHCARE LIMITED
Emp/Auth/TPA ID : 22E30633	

DEPARTMENT OF BIOCHEMISTRY

ARCOFEMI - MEDIWHEEL - FULL BODY ANNUAL PLUS ABOVE 50Y MALE - 2D ECHO - PAN INDIA - FY2324

Test Name	Result	Unit	Bio. Ref. Interval	Method
LIVER FUNCTION TEST (LFT) , SERUM				
BILIRUBIN, TOTAL	0.97	mg/dl	0-1.2	NBD
BILIRUBIN CONJUGATED (DIRECT)	0.26	mg/dl	0-0.2	Diazotized sulfanilic acid
BILIRUBIN (INDIRECT)	0.71	mg/dL	0.0-1.1	Dual Wavelength
ALANINE AMINOTRANSFERASE (ALT/SGPT)	34	U/l	0-45	IFCC
ASPARTATE AMINOTRANSFERASE (AST/SGOT)	31.0	U/l	0-35	IFCC
AST (SGOT) / ALT (SGPT) RATIO (DE RITIS)	0.9		<1.15	Calculated
ALKALINE PHOSPHATASE	62.00	U/l	53-128	IFCC (AMP buffer)
PROTEIN, TOTAL	7.60	g/dl	6.4-8.3	Biuret
ALBUMIN	4.40	g/dl	3.5-5.2	Bromcresol Green
GLOBULIN	3.20	g/dL	2.0-3.5	Calculated
A/G RATIO	1.38		0.9-2.0	Calculated

Comment:

LFT results reflect different aspects of the health of the liver, i.e., hepatocyte integrity (AST & ALT), synthesis and secretion of bile (Bilirubin, ALP), cholestasis (ALP, GGT), protein synthesis (Albumin) Common patterns seen:

1. Hepatocellular Injury:

*AST – Elevated levels can be seen. However, it is not specific to liver and can be raised in cardiac and skeletal injuries.*ALT – Elevated levels indicate hepatocellular damage. It is considered to be most specific lab test for hepatocellular injury. Values also correlate well with increasing BMI. Disproportionate increase in AST, ALT compared with ALP. AST: ALT (ratio) – In case of hepatocellular injury AST: ALT > 1In Alcoholic Liver Disease AST: ALT usually >2. This ratio is also seen to be increased in NAFLD, Wilsons’s diseases, Cirrhosis, but the increase is usually not >2.

2. Cholestatic Patten:*ALP – Disproportionate increase in ALP compared with AST, ALT. ALP elevation also seen in pregnancy, impacted by age and sex.*Bilirubin elevated- predominantly direct , To establish the hepatic origin correlation with elevated GGT helps.

3. Synthetic function impairment:*Albumin- Liver disease reduces albumin levels, Correlation with PT (Prothrombin Time) helps.

4. Associated tests for assessment of liver fibrosis - Fibrosis-4 and APRI Index.



Dr. PAVAN KUMAR M
M.B.B.S,M.D(Pathology)
Consultant Pathologist

SIN No:MYS241001421



Patient Name : Mr.PRAKASH CHANDRA SHETTY	Collected : 26/Oct/2024 08:52AM
Age/Gender : 58 Y 1 M 17 D/M	Received : 26/Oct/2024 10:23AM
UHID/MR No : AHMYS.0000463978	Reported : 26/Oct/2024 12:22PM
Visit ID : CMYSOPV130885	Status : Final Report
Ref Doctor : Self	Sponsor Name : ARCOFEMI HEALTHCARE LIMITED
Emp/Auth/TPA ID : 22E30633	

DEPARTMENT OF BIOCHEMISTRY

ARCOFEMI - MEDIWHEEL - FULL BODY ANNUAL PLUS ABOVE 50Y MALE - 2D ECHO - PAN INDIA - FY2324

Test Name	Result	Unit	Bio. Ref. Interval	Method
RENAL PROFILE/KIDNEY FUNCTION TEST (RFT/KFT) , SERUM				
CREATININE	1.03	mg/dL	0.67-1.17	Enzymatic colorimetric
UREA	27.35	mg/dl	13-43	Urease, UV
BLOOD UREA NITROGEN	12.8	mg/dL	8.0 - 23.0	Calculated
URIC ACID	6.70	mg/dL	3.5-7.2	Uricase
CALCIUM	9.70	mg/dl	8.6-10.3	Arsenazo III
PHOSPHORUS, INORGANIC	3.21	mg/dl	2.7-4.5	Molybdate
SODIUM	139	mmol/L	135-145	Direct ISE
POTASSIUM	4.4	mmol/L	3.5-5.1	Direct ISE
CHLORIDE	106	mmol/L	98 - 107	Direct ISE
PROTEIN, TOTAL	7.60	g/dl	6.4-8.3	Biuret
ALBUMIN	4.40	g/dl	3.5-5.2	Bromcresol Green
GLOBULIN	3.20	g/dL	2.0-3.5	Calculated
A/G RATIO	1.38		0.9-2.0	Calculated



Dr. PAVAN KUMAR M
M.B.B.S,M.D(Pathology)
Consultant Pathologist

SIN No: MYS241001421



Patient Name	: Mr.PRAKASH CHANDRA SHETTY	Collected	: 26/Oct/2024 08:52AM
Age/Gender	: 58 Y 1 M 17 D/M	Received	: 26/Oct/2024 10:23AM
UHID/MR No	: AHMYS.0000463978	Reported	: 26/Oct/2024 01:57PM
Visit ID	: CMYSOPV130885	Status	: Final Report
Ref Doctor	: Self	Sponsor Name	: ARCOFEMI HEALTHCARE LIMITED
Emp/Auth/TPA ID	: 22E30633		

DEPARTMENT OF IMMUNOLOGY

ARCOFEMI - MEDIWHEEL - FULL BODY ANNUAL PLUS ABOVE 50Y MALE - 2D ECHO - PAN INDIA - FY2324

High	High	High	High	Pituitary Adenoma; TSHoma/Thyrotropinoma
------	------	------	------	--



Dr. PAVAN KUMAR M
M.B.B.S,M.D(Pathology)
Consultant Pathologist

SIN No:MYS241001423



Patient Name : Mr.PRAKASH CHANDRA SHETTY	Collected : 26/Oct/2024 08:52AM
Age/Gender : 58 Y 1 M 17 D/M	Received : 26/Oct/2024 12:12PM
UHID/MR No : AHMYS.0000463978	Reported : 26/Oct/2024 01:10PM
Visit ID : CMYSOPV130885	Status : Final Report
Ref Doctor : Self	Sponsor Name : ARCOFEMI HEALTHCARE LIMITED
Emp/Auth/TPA ID : 22E30633	

DEPARTMENT OF CLINICAL PATHOLOGY

ARCOFEMI - MEDIWHEEL - FULL BODY ANNUAL PLUS ABOVE 50Y MALE - 2D ECHO - PAN INDIA - FY2324

Test Name	Result	Unit	Bio. Ref. Interval	Method
COMPLETE URINE EXAMINATION (CUE) , URINE				
PHYSICAL EXAMINATION				
COLOUR	PALE YELLOW		PALE YELLOW	Visual
TRANSPARENCY	CLEAR		CLEAR	Physical Measurement
pH	7.5		5-7.5	Double Indicator
SP. GRAVITY	1.015		1.002-1.030	Bromothymol Blue
BIOCHEMICAL EXAMINATION				
URINE PROTEIN	NEGATIVE		NEGATIVE	Protein Error Of Indicator
GLUCOSE	NEGATIVE		NEGATIVE	Glucose Oxidase
URINE BILIRUBIN	NEGATIVE		NEGATIVE	Azo Coupling Reaction
URINE KETONES (RANDOM)	NEGATIVE		NEGATIVE	Sodium Nitro Prusside
UROBILINOGEN	NORMAL		NORMAL	Modified Ehrlich Reaction
NITRITE	NEGATIVE		NEGATIVE	Diazotization
LEUCOCYTE ESTERASE	NEGATIVE		NEGATIVE	Leucocyte Esterase
CENTRIFUGED SEDIMENT WET MOUNT AND MICROSCOPY				
PUS CELLS	2 - 4	/hpf	0-5	Microscopy
EPITHELIAL CELLS	1 - 2	/hpf	<10	Microscopy
RBC	NIL	/hpf	0-2	Microscopy
CASTS	NIL		0-2 Hyaline Cast	Microscopy
CRYSTALS	ABSENT		ABSENT	Microscopy

Comment:

All urine samples are checked for adequacy and suitability before examination. All abnormal chemical examination are rechecked and verified by manual methods. Microscopy findings are reported as an average of 10 high power fields.



Dr. PAVAN KUMAR M
M.B.B.S,M.D(Pathology)
Consultant Pathologist

SIN No:MYS241001426



Patient Name : Mr.PRAKASH CHANDRA SHETTY	Collected : 26/Oct/2024 08:52AM
Age/Gender : 58 Y 1 M 17 D/M	Received : 26/Oct/2024 12:12PM
UHID/MR No : AHMYS.0000463978	Reported : 26/Oct/2024 02:01PM
Visit ID : CMYSOPV130885	Status : Final Report
Ref Doctor : Self	Sponsor Name : ARCOFEMI HEALTHCARE LIMITED
Emp/Auth/TPA ID : 22E30633	


DEPARTMENT OF CLINICAL PATHOLOGY

ARCOFEMI - MEDIWHEEL - FULL BODY ANNUAL PLUS ABOVE 50Y MALE - 2D ECHO - PAN INDIA - FY2324

Test Name	Result	Unit	Bio. Ref. Interval	Method
URINE GLUCOSE(POST PRANDIAL)	NEGATIVE		NEGATIVE	GOD-POD

Test Name	Result	Unit	Bio. Ref. Interval	Method
URINE GLUCOSE(FASTING)	NEGATIVE		NEGATIVE	GOD-POD

*** End Of Report ***



Dr. PAVAN KUMAR M
M.B.B.S,M.D(Pathology)
Consultant Pathologist


SIN No:MYS241001419



Patient Name	: Mr.PRAKASH CHANDRA SHETTY	Collected	: 26/Oct/2024 08:52AM
Age/Gender	: 58 Y 1 M 17 D/M	Received	: 26/Oct/2024 12:12PM
UHID/MR No	: AHMYS.0000463978	Reported	: 26/Oct/2024 02:01PM
Visit ID	: CMYSOPV130885	Status	: Final Report
Ref Doctor	: Self	Sponsor Name	: ARCOFEMI HEALTHCARE LIMITED
Emp/Auth/TPA ID	: 22E30633		

TERMS AND CONDITIONS GOVERNING THIS REPORT

1. Reported results are for information and interpretation of the referring doctor or such other medical professionals, who understand reporting units, reference ranges and limitation of technologies. Laboratories not be responsible for any interpretation whatsoever.
2. It is presumed that the tests performed are, on the specimen / sample being to the patient named or identified and the verifications of particulars have been confirmed by the patient or his / her representative at the point of generation of said specimen.
3. The reported results are restricted to the given specimen only. Results may vary from lab to lab and from time to time for the same parameter for the same patient (within subject biological variation).
4. The patient details along with their results in certain cases like notifiable diseases and as per local regulatory requirements will be communicated to the assigned regulatory bodies.
5. The patient samples can be used as part of internal quality control, test verification, data analysis purposes within the testing scope of the laboratory.
6. This report is not valid for medico legal purposes. It is performed to facilitate medical diagnosis only.



Dr. PAVAN KUMAR M
M.B.B.S, M.D(Pathology)
Consultant Pathologist



SIN No: MYS241001419

Patient Name	: Mr. PRAKASH CHANDRA SHETTY	Age	: 58Yrs 1Mths 21Days
UHID	: AHMYS.0000463978	OP Visit No.	: CMYSOPV130885
Printed On	: 29-10-2024 11:36 AM	Advised/Pres Doctor	: --
Department	: Radiology	Qualification	: --
Referred By	: Self	Registration No.	: --
Employer Id	: 22E30633		

DEPARTMENT OF RADIOLOGY

ULTRASOUND WHOLE ABDOMEN

LIVER: It is normal in size, outline and is increased in echotexture. No focal lesions seen. IHBR are not dilated. CBD and Portal vein are normal.

GALL BLADDER: It is distended with evidence of few echogenic calculi largest measuring ~7.5mm noted within the lumen .

SPLEEN: It is normal in size, outline and echopattern. No e/o focal lesions.

PANCREAS: It is normal in size, outline and echopattern.

RIGHT KIDNEY: It measures 9.3 cm with parenchymal thickness of 1.2 cm. It is normal in size, outline and echotexture. No e/o calculus or hydronephrosis seen.

LEFT KIDNEY: It measures 9.3cm with parenchymal thickness of 1.7 cm. It is normal in size, outline and echotexture. No e/o calculus or hydronephrosis seen.

URINARY BLADDER: It is well distended. The UB wall is normal. No e/o calculi.

PROSTATE: It is enlarged in size measures~ 3.4x4.5x3.4 cm (26cc) with normal echotexture

No e/o free fluid in the abdomen.

IMPRESSION:

- Grade I fatty liver
- Cholelithiasis .No features of cholecystitis
- Grade I prostaticomegaly

---End Of The Report---



Dr.CHETAN HOLEPPAGOL
MBBS, DNB(RADIO DIAGNOSIS)
90037
Radiology



Patient Mr. PRAKASH CHANDRA
SHETTY
Age/Gender 58Y | Male
UHID AHMYS.0000463978

Appt ID CMYSAPT1160
Consult Date 27 Oct 2024
Order Bill ID CMYS-OCR-24549
Visit Display ID CMYSOPV130885

VITALS

Weight : 78Kgs
Pulse : 74 BPM
BP : 120 / 80 MmHg
Temperature : 98.3 °F
Height : 169Cms
Spo2 : 98%
Respiratory Rate : 22 BPM

Patient Name	: Mr. PRAKASH CHANDRA SHETTY	Age	: 58Yrs 1Mths 18Days
UHID	: AHMYS.0000463978	OP Visit No.	: CMYSOPV130885
Printed On	: 26-10-2024 07:59 AM	Advised/Pres Doctor	: --
Department	: Radiology	Qualification	: --
Referred By	: Self	Registration No.	: --
Employeer Id	: 22E30633		

DEPARTMENT OF RADIOLOGY

Lung fields are clear.

Cardio thoracic ratio is normal.

Apices, costo and cardio phrenic angles are free.

Cardio vascular shadow and hila show no abnormal feature.

Bony thorax shows no significant abnormality.

Domes of diaphragm are well delineated.

IMPRESSION: NORMAL STUDY .

---End Of The Report---



Dr.CHETAN HOLEPPAGOL
MBBS, DNB(RADIO DIAGNOSIS)
90037
Radiology

Patient Name	: Mr. PRAKASH CHANDRA SHETTY	Age	: 58Yrs 1Mths 18Days
UHID	: AHMYS.0000463978	OP Visit No.	: CMYSOPV130885
Printed On	: 26-10-2024 07:36 AM	Advised/Pres Doctor	: --
Department	: Cardiology	Qualification	: --
Referred By	: Self	Registration No.	: --
Employeer Id	: 22E30633		

DEPARTMENT OF CARDIOLOGY

Observation :-

1. Sinus Rhythm.
2. Heart rate is 78 beats per minutes.

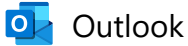
Impression:

NORMAL RESTING ECG.

---End Of The Report---



Dr. GURU PRASAD B V
MBBS, PGDCC
69949
Cardiology



Fwd: Health Check up Booking Confirmed Request(22E30633),Package Code-PKG10000367, Beneficiary Code-318916

From mallika Shetty <prakashshetty18449@gmail.com>

Date Sat 26-10-2024 08:41

To Mysore Apolloclinic <mysore@apolloclinic.com>

----- Forwarded message -----

From: **Mediwheel** <wellness@mediwheel.in>

Date: Tue, 22 Oct, 2024, 2:04 pm

Subject: Health Check up Booking Confirmed Request(22E30633),Package Code-PKG10000367, Beneficiary Code-318916

To: <prakashshetty18449@gmail.com>

Cc: <customercare@mediwheel.in>

011-41195959

Dear **MR. SHETTY PRAKASCHANDRA**,

We are pleased to confirm your health checkup booking request with the following details.

Hospital Package Name : Mediwheel Full Body Annual Plus Above 50 Male

Name of Diagnostic/Hospital : Apollo clinic - VV Mohalla

Address of Diagnostic/Hospital- : Apollo Clinic, [23, Kalidasa Road, VV Mohalla, Mysore - 570002](#)

City : Mysore

State : Karnataka

Pincode : 570002

Appointment Date : 26-10-2024

Confirmation Status : Booking Confirmed

Preferred Time : 08:00 AM - 08:30 AM

Booking Status : Booking Confirmed

Member Information

Booked Member Name	Age	Gender
MR. SHETTY PRAKASCHANDRA	58 year	Male

Note - Please note to not pay any amount at the center.

Instructions to undergo Health Check:

- Please ensure you are on complete fasting for 10-To-12-Hours prior to check.
- During fasting time do not take any kind of medication, alcohol, cigarettes, tobacco or any other liquids (except Water) in the morning.

- Bring urine sample in a container if possible (containers are available at the Health Check centre).
- Please bring all your medical prescriptions and previous health medical records with you.
- Kindly inform the health check reception in case if you have a history of diabetes and cardiac problems.

For Women:

- Pregnant Women or those suspecting are advised not to undergo any X-Ray test.
- It is advisable not to undergo any Health Check during menstrual cycle.

Request you to reach half an hour before the scheduled time.

In case of further assistance, Please reach out to Team Mediwheel.

Thanks,
Mediwheel Team
Please Download Mediwheel App

You have received this mail because your e-mail ID is registered with **Arcofemi Healthcare Limited** This is a system-generated e-mail please don't reply to this message.

Please visit to our [Terms & Conditions](#) for more informaion. [Click here](#) to unsubscribe.

@ 2024 - 25, Arcofemi Healthcare Pvt Limited.(Mediwheel)

8, 9, 12 eye

HC → 176
Wt → 71
BP → 130/80

Name : Mr. PRAKASH CHANDRA SIETTY

Age : 58Y IM 17D

UHID : AHMYS.0000463978

Address : Mysore Mysore Karnataka INDIA 570001

sex : Male



www.apollohospitals.com

Plan : ARCOFEMI MEDIWHEEL MALE AHC CREDIT
PAN INDIA OP AGREEMENT

OP No: CMYSOPV130885

Bill No: CMYS-OCR-24549

Date: Oct 26th, 2024, 8:44 AM

Sno.	Service Type/Service Name	Department	
1	ARCOFEMI - MEDIWHEEL - FULL BODY ANNUAL PLUS ABOVE 50Y MALE - 2D ECHO - PAN INDIA - FY2324		
1	DENTAL CONSULTATION	Consultation	<input type="checkbox"/>
2	PROSTATIC SPECIFIC ANTIGEN (PSA TOTAL)	Biochemistry	<input type="checkbox"/>
3	THYROID PROFILE (TOTAL T3, TOTAL T4, TSH)	Biochemistry	<input type="checkbox"/>
4	HbA1c, GLYCATED HEMOGLOBIN	Biochemistry	<input type="checkbox"/>
5	ULTRASOUND WHOLE ABDOMEN	Ultrasound Radiology	<input type="checkbox"/>
6	OPTICAL BY GENERAL PHYSICIAN	Consultation	<input type="checkbox"/>
7	ENT CONSULTATION → P	Consultation	<input type="checkbox"/>
8	DIET CONSULTATION → P	Consultation	<input type="checkbox"/>
9	FITNESS BY GENERAL PHYSICIAN → P	Consultation	<input type="checkbox"/>
10	2 D ECHO → P	Cardiology	<input type="checkbox"/>
11	X-RAY CHEST PA	X Ray Radiology	<input type="checkbox"/>
12	ECG	Cardiology	<input type="checkbox"/>
13	BODY MASS INDEX (BMI)	General	<input type="checkbox"/>
14	BLOOD GROUP ABO AND RH FACTOR	Blood Bank	<input type="checkbox"/>
15	COMPLETE URINE EXAMINATION	Clinical Pathology	<input type="checkbox"/>
16	HEMOGRAM + PERIPHERAL SMEAR	Haematology	<input type="checkbox"/>
17	RENAL PROFILE/RENAL FUNCTION TEST (RFI/KFT)	Biochemistry	<input type="checkbox"/>
18	GAMMA GLUTAMYL TRANSFERASE (GGT)	Biochemistry	<input type="checkbox"/>
19	LIVER FUNCTION TEST (LFT)	Biochemistry	<input type="checkbox"/>
20	LIPID PROFILE	Biochemistry	<input type="checkbox"/>
21	URINE GLUCOSE (POST PRANDIAL)	Clinical Pathology	<input type="checkbox"/>
22	URINE GLUCOSE (FASTING)	Clinical Pathology	<input type="checkbox"/>
23	GLUCOSE, POST PRANDIAL (PP), 2 HOURS (POST MEAL)	Biochemistry	<input type="checkbox"/>
24	GLUCOSE, FASTING	Biochemistry	<input type="checkbox"/>

CERTIFICATE OF MEDICAL FITNESS

This is to certify that I have conducted the clinical examination

of Prakash Chandrashekhar on 26/10/24

After reviewing the medical history and on clinical examination it has been found that he/she is

	Tick
<ul style="list-style-type: none"> • Medically Fit 	✓
<ul style="list-style-type: none"> • Fit with restrictions/recommendations <p>Though following restrictions have been revealed, in my opinion, these are not impediments to the job.</p> <p>1.....</p> <p>2.....</p> <p>3.....</p> <p>However the employee should follow the advice/medication that has been communicated to him/her.</p> <p>Review after _____</p>	
<ul style="list-style-type: none"> • Currently Unfit, Review after _____ recommended 	
<ul style="list-style-type: none"> • Unfit 	

Dr. [Signature]
Medical Officer

Apollo Clinic
22, 1st Floor
Koramangala, Mysore - 07
Ph : 0821-4006047/41

This certificate is not meant for medical-legal purposes

Apollo Health and Lifestyle Limited

[CIN - U85110TG2000PLC115819]

Regd. Office: 1-10-60/62, Ashoka Raghupathi Chambers, 5th Floor, Begumpet, Hyderabad, Telangana - 500 016.

Ph No: 040-4904 7777, Fax No: 4904 7744 | Email ID: enquiry@apollohi.com | www.apollohi.com

APOLLO CLINICS NETWORK KARNATAKA

Bangalore (Basavanagudi) | Bellandur | Electronic City | Fraser Town | HSR Layout | Indira Nagar | JP Nagar | Kundalahalli | Koramangala | Sarjapur Road | Mysore (VV Mohalla)

Online appointments: www.apolloclinic.com

TO BOOK AN APPOINTMENT

 **1860 500 7788**

[Phy]

Mr. Prakash Chandu Shetty
58 Years / Male.

Height: 76	Weight: 71.8	BMI:	Waist Circum:
Temp:	Pulse: 74	Resp: 18	B.P: 130/80

General Examination /
Allergies History

Clinical Diagnosis & Management Plan

Cos
N
PA / NAB

Adv

Regular Exercise / Dieting

Tx Azobor - E 2 → (20)
001

Follow up date :

[Signature]
Doctor Signature

Apollo Clinic
23, 1st Floor,
Kallidasa Road, Mysore - 02
Ph : 0821-4006040/41

Date : 10/26/2024 Department : Nutrition & Dietetics
 Patient Name : Mr. PRAKASH CHANDRA Doctor : Miss. MADHURA B P
 UHID : AHMYS.0000463978 Registration No. : A104102
 Age / Gender : 58 Yrs 1 Mths 17 Days / Male Qualification : M.Sc. Nutrition and Dietetics
 Consultation Timing : 10:38 AM Ph.D.

1200 - 71kg

Height : 176	Weight : 71	BMI : 22.9 kg/m ²	Waist Circum : 130 cm
Temp :	Pulse :	Resp :	B.P : 130/80

General Examination / Allergies History

ESR - 18
 HbA1c - 5.7
 Total cholesterol - 267
 Triglycerides - 99
 HDL - 34
 Non HDL - 233
 LDL - 174.27
 VLDL - 58.2
 Chol / HDL - 7.75

Clinical Diagnosis & Management Plan

Δ^{stc} - Grade I Fatty liver, cholelithiasis.
 → Advise low fat diet with fiber rich food.
 → Avoid fruits like mango, papaya, Jack fruits, watermelon, apple & big banana.
 → Avoid/restrict root vegetables like potato, sweet potato, Yam & Arbi.
 → Cooking oil - 1/2 liter / person / month. Use combination of oil like Ricebran oil, Groundnut oil, coconut oil, Mustard oil, Gingelly oil & Olive. But don't mix the oil & boil it.
 → Avoid soda, sugar, too much of salt, salty food & cream.
 → Avoid salty products, chate, junk food, deep fried food, packed & processed food.
 Follow up date:

Doctor Signature

Apollo Clinic
 # 23, 1st Floor,
 Kalidasa Road, Mysore
 Ph : 0821-4005040/...

26/10/2024

Date : 10/26/2024 Department : ENT
 Patient Name : Mr. PRAKASH CHANDRA Doctor : Dr. PRAVEEN KUMAR R
 SHETTY
 UHID : AHMYS.0000463978 Registration No. : 66012
 Age / Gender : 58Yrs 1Mths 17Days / Male Qualification : MBBS, MS (ENT)
 Consultation Timing : 10:37 AM

Height : 176	Weight : 71	BMI :	Waist Circum :
Temp :	Pulse : -	Resp :	B.P : 130/80

General Examination /
 Allergies History

Clinical Diagnosis & Management Plan

Come for regular hearing check

Ear Bilateral (M) @

Nose - Normal (M) @

Oral cavity & oropharynx @

throat @

As heard

Pr

Doctor Signature

Follow up date :

Apollo Clinic
 # 23, 1st Floor,
 Kalidasa Road, Mysore - 02
 Ph : 0821-4006040/41

Date : 10/26/2024 Department : Dental
 Patient Name : Mr. PRAKASH CHANDRA SHETTY Doctor : Dr. JYOTHISHREE P V
 UHID : AHMYS.0000463978 Registration No. : 33268A
 Age / Gender : 58Yrs 1Mths 17Days / Male Qualification : B.D.S[Bachelor of Dental Surgery]
 Consultation Timing : 10:37 AM

Height : 176	Weight : 71	BMI :	Waist Circum :
Temp :	Pulse :	Resp :	B.P : 130/80

General Examination /
Allergies History

Clinical Diagnosis & Management Plan

O/E

765 / missing
 765 / shifted down. Adv. - Replacement

4567 ^{APP} Bridge present

Cutt, Stt

Adv. - oral prophylaxis

Follow up date :

Jyothishree
 Doctor Signature

Apollo Clinic
 # 23, 1st Floor,
 Kalidasa Road, Mysore - 02
 Ph : 0821-4006040/41

(Ophthal)

Date : 10/26/2024 Department : General Practice
Patient Name : Mr. PRAKASH CHANDRA SHETTY Doctor : Dr. SUJATHA T R
UHID : AHMYS.0000463978 Registration No. : 69649
Age / Gender : 58 Yrs 1Mths 17Days / Male Qualification : MBBS, PGDMCH
Consulation Timing : 10:37 AM

Height : 176	Weight : 71 kg	BMI :	Waist Circum :
Temp :	Pulse :	Resp :	B.P : 130/80

General Examination /
Allergies History

Clinical Diagnosis & Management Plan

Distance
vision

Vn $\left\{ \begin{array}{l} 6/6 \\ 6/6 \end{array} \right.$

near
vision

NG

Colour
vision

(CV) = normal

(BE) = normal vision

Follow up date : 26/10/24


Doctor Signature

Apollo Clinic
23, 1st Floor,
Kallidasa Road, Mysore - 02
Ph : 0821-4006040/41

Patient Name	: Mr. PRAKASH CHANDRA SHETTY	Age	: 58Yrs 1Mths 17Days
UHID	: AHMYS.000C463978	OP Visit No.	: CMYSOPV130885
Printed On	: 26-10-2024 01:29 PM	Advised/Pres Doctor	: --
Department	: Radiology	Qualification	: --
Referred By	: Self	Registration No.	: --
Employee Id	: 22E30633		

DEPARTMENT OF RADIOLOGY

Lung fields are clear.

Cardio thoracic ratio is normal.

Apices, costo and cardio phrenic angles are free.

Cardio vascular shadow and hila show no abnormal feature.

Bony thorax shows no significant abnormality.

Domes of diaphragm are well delineated.

IMPRESSION: NORMAL STUDY .

---End Of The Report---



Dr. CHETAN HOLEPPAGOL
MBBS, DNB (RADIO DIAGNOSIS)

90037

Radiology

Patient Name: Mr. PRAKASH CHANDRA	Date: 26.10.2024	Referring Doctor: Self
Age / Sex : 57yrs / Male	UHID :	
ULTRASONOGRAPHY – ABDOMEN & PELVIS		

LIVER: It is normal in size, outline and is increased in echotexture. No focal lesions seen. IHBR are not dilated. CBD and Portal vein are normal.

GALL BLADDER: It is distended with evidence of few echogenic calculi largest measuring ~7.5mm noted within the lumen .

SPLEEN: It is normal in size, outline and echopattern. No e/o focal lesions.

PANCREAS: It is normal in size, outline and echopattern.

RIGHT KIDNEY: It measures 9.3 cm with parenchymal thickness of 1.2 cm. It is normal in size, outline and echotexture. No e/o calculus or hydronephrosis seen.

LEFT KIDNEY: It measures 9.3cm with parenchymal thickness of 1.7 cm. It is normal in size, outline and echotexture. No e/o calculus or hydronephrosis seen.

URINARY BLADDER: It is well distended. The UB wall is normal. No e/o calculi.

PROSTATE: It is enlarged in size measures ~ 3.4x4.5x3.4 cm (26cc) with normal echotexture

No e/o free fluid in the abdomen.

IMPRESSION:

- Grade I fatty liver
- Cholelithiasis .No features of cholecystitis
- Grade I prosattomegaly

Karthik
Dr. Karthik H V MDRD , DNB
Consultant Radiologist.

Apollo Health and Lifestyle Limited

ICIN: UAS1101G2000PLE1158191

Head Office: 1-10-60-62, Ashoka Raghubathi Chambers, 5th Floor, Begumpet, Hyderabad, Telangana - 500 016

Ph. No: (040) 4904 7777 Fax No: 4904 7744 | Email: enquiry@apolloh.com | www.apolloh.com

APOLLO CLINICS NETWORK KARNATAKA

Bangalore (Basavanagudi) | Bellandur | Electronic City | Fraser Town | HSR Layout | Indira Nagar | JP Nagar | Kundalahalli |

Koramangala | Sarjapur Road | Mysore (VV Mohalla)

Online appointments: www.apolloclinic.com

TO BOOK AN APPOINTMENT

1860 500 7788

Patient's Name : Mr. PRAKASH CHANDRA SHETTY	Age & sex : 58Yrs /Male
Date : 26.10.2024	UHID No :463978


2D ECHOCARDIOGRAPHY STUDY

Impression:

- Concentric left ventricular hypertrophy
- Normal left ventricular systolic function. EF 61%
- LV diastolic dysfunction
- No regional wall motion abnormality
- Trivial AR
- No clots. No pericardial effusion

Findings

Left Ventricle:	Concentric left ventricular hypertrophy
Right Ventricle	Normal
Left Atrium	Normal
Right Atrium	Normal
Aorta	Normal
Pulmonary Artery	Normal
IAS	Intact
IVS	Intact
Valves	Normal
Pericardium	Normal
Doppler	LV diastolic dysfunction. Trivial AR


Dr. C.B. KESHAVAMURTHY MD, DM, DNB
CONSULTANT CARDIOLOGIST

Apollo Health and Lifestyle Limited

ICIN: UB5110TG2000PLC1158191
 Regd Office: 1, 10-NO-62, A.V. H. Raghupathi Chambers, 5th Floor, Begumpet, Hyderabad, Telangana - 500 016
 Ph. No: (040) 4904 7777, Fax No: 4904 7744 | Email ID: enquiry@apolloh.com | www.apolloh.com

APOLLO CLINICS NETWORK KARNATAKA
 Bangalore (Basavanagudi) | Bellandur | Electronic City | Fraser Town | HSR Layout | Indira Nagar | JP Nagar | Kundalahalli |
 Koramangala | Sarjapur Road | Mysore (VV Mohalla)
 Online appointments: www.apolloclinic.com

TO BOOK AN APPOINTMENT

 **1860 500 7788**

Patient's Name : Mr. PRAKASH CHANDRA SHETTY	Age & sex : 58Yrs /Male
Date : 26.10.2024	UHID No :463978


Measurements

AO : 2.87 cm
LA : 3.17 cm

RV : 1.81 cm
LVIDd : 4.06 cm
LVIDs : 2.73 cm
IVSd : 1.27 cm
IVSs : 1.59 cm
PWd : 1.23 cm
PWs : 1.43 cm
EF : 61.0 %
FS : 32.0 %

Doppler

MV	TV	AV	PV
E: 0.50 m/s	E 0.46 m/s	V max 1.97 m/s	V max 1.20 m/s
A: 0.69 m/s	A 0.42 m/s		
MR Nil	TR Nil	AR 1/4	PR Nil


Dr. C.B. KESHAVAMURTHY MD, DM, DNB
CONSULTANT CARDIOLOGIST

Apollo Health and Lifestyle Limited

CIN: U85110TG2000PLC1158191
Regd Office: 1, 12-60-62, Ashoka Raghupathi Chambers, 5th Floor, Begumpet, Hyderabad, Telangana - 500 016
Ph No: 040 4646 7777, Fax No: 4604 7744 | Email: enquiry@apollohi.com | www.apollohi.com

APOLLO CLINICS NETWORK KARNATAKA

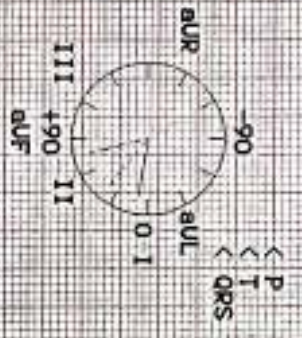
Bangalore: Basavanagudi | Bellandur | Electronic City | Fraser Town | HSR Layout | Indira Nagar | JP Nagar | Kundalahalli |
Koramangala | Sarjapur Road | Mysore (W. Mohale)

Online appointments: www.apolloclinic.com

TO BOOK AN APPOINTMENT

 **1860 500 7788**

AGE: 58
 Measurement Results:
 QRS : 104 ms
 QT/QTcB : 386 / 418 ms
 PR : 170 ms
 P : 124 ms
 RR/PP : 854 / 860 ms
 P/QRS/T : 40 / 10 / 75 degrees
 QTd/QTcBd : 30 / 32 ms
 Sokolow : 1.3 mV
 NK : 9



NO: Interpretation:

Apollo Clinic
 # 23, 1st Floor,
 Kaldasa Road, Mysore - 07
 Ph : 0821-4006040/41

Unconfirmed report.

