

Health Check Up NMH <healthcheckup.nmh@gmail.com>

# Health Check up Booking Confirmed Request(bobS6242), Package Code- PKG10000477, Beneficiary Code-286033

1 message

17 February 2024 at 11:07

Mediwheel <wellness@mediwheel.in>  
To: healthcheckup.nmh@gmail.com  
Cc: customercare@mediwheel.in



911-4112-75958

Hi Narayan Memorial Hospital,

We have received the confirmation for the following booking. Please provide your confirmation by clicking on the yes and no button.

- Hospital Package Name : Mediwheel Full Body Health Checkup Female Above 40
- Patient Package Name : Mediwheel Full Body Health Checkup Female Above 40
- Package Code : PKG10000477
- Contact Details : 9007642422
- Email : ashokeprashadbob14@gmail.com
- Booking Date : 23-01-2024
- Appointment Date : 24-02-2024
- Confirmation Status : Booking Confirmed
- Preferred Time : 8:30am

*Ashok*

Booked Member Name		Member Information	
		Age	Gender
Rajni prashad		41 year	Female

We request you to facilitate the employee or proxy

Thanks,  
Mediwheel Team

We have received this mail because your e-mail ID is registered with NMH as a system of Arcofami Healthcare Limited. Please don't reply to this message for more information. The email is received because

Aspirin (Credit - 2500/-)

USG w/A(s), USG Both Breast (s), TMT OR ECHO,  
X-ray chest PA, ECG.

G. head, eye, Dental, Gynaec.





ভারতীয় বিশিষ্ট পরিচয় প্রাধিকরণ

ভারত সরকার

Unique Identification Authority of India  
Government of India

অনন্যকারী আইডি / Enrollment No. : 1490/50017/00328

To  
Rajni Prasad  
রাজনী প্রসাদ  
4/1  
NAZIR LANE  
Khadarpore  
Khadarpore, Kolkata  
West Bengal - 700023  
9807542422



KH643610725FT  
64361072



আপনার অধার সংখ্যা / Your Aadhaar No. :

**7570 8092 9207**

আমার অধার, আমার পরিচয়



ভারত সরকার

Government of India



রাজনী প্রসাদ  
Rajni Prasad  
পিতা : জগন্নাথ শই  
Father: Jagannath Shaw

লিঙ্গ / DOB : 17/09/1982  
শ্রীলিঙ্গ / Female

7570 8092 9207



আমার অধার, আমার পরিচয়

*Rajni Prasad*

# Narayan Memorial Hospital

(A Unit of Narayan Health Services Pvt. Ltd.)

CIN No. : U85110WB2005PTC104884

GSTIN No. : 19AAGCN1707E1Z5



## LABORATORY INVESTIGATION REPORT

<b>Patient Name</b> :	Mrs. RAJNI PRASAD	<b>Age/Sex</b> :	42 Year(s) / Female
<b>UHID</b> :	NMHK.2208576	<b>Order Date</b> :	24/02/2024 09:39
<b>Episode</b> :	OP	<b>Mobile No</b> :	9903690071
<b>Ref. Doctor</b> :	NMH	<b>DOB</b> :	01/01/1982
<b>Address</b> :	4/1 NAZIR LANE , KHIDDIRPORE ,Kolkata,West Bengal ,700023	<b>Facility</b> :	NARAYAN MEMORIAL HOSPITAL

### PAP Smear

INVESTIGATOR	RESULTS	UNITS	BIOLOGICAL REF RANGE
Slitem No. : 12NDL62501	Collection Date : 24/02/24 09:39	Acc Date : 24/02/2024 14:53	Report Date : 25/02/24 11:48

#### OBSERVATION

**CY-30/24**

### CYTOLOGY / PAP SMEAR REPORT

#### **Bethesda Classification 2014**

SPECIMEN – Cervicovaginal smear.

GROSS – Two smears received. Stained with PAP stain.

Adequacy of Specimen – Adequate.

General Classification – Benign.

Cell Type –

- Predominantly superficial squamous epithelial cells seen.

Endocervical cells – Occasional.

Metaplastic Cells – Absent.

No intraepithelial lesion or malignant cell seen.

Degenerative changes – Absent.

T.Vaginalis/ Candida/other organism- Absent

Neutrophils – Absent.

Bacteria – Absent.

#### IMPRESSION :

- Negative for intraepithelial lesion or malignancy.

Remarks: It is a screening test. Negative report do not excluded presence of neoplasia.

End of Report

Dr. MAINAK CHAKRABORTY  
MBBS, MD(PATH)  
(CONSULTANT PATHOLOGIST)

Checked By



## DIAGNOSTICS REPORT

Patient Name	: Mrs. RAJNI PRASAD	Order Date	: 24/02/2024 09:39
Age/Sex	: 42 Year(s)/Female	Report Date	: 25/02/2024 15:24
UHID	: NMHK.2208576	Facility	: NARAYAN MEMORIAL HOSPITAL
Ref. Doctor	:	Mobile	: 9903690071
Address	: 4/1 NAZIR LANE, KHIDDIRPORE, Kolkata, West Bengal, 700023		

### USG REPORT OF BREAST (SCREENING)

Both breasts were scanned quadrantwise using a high frequency probe.

Both breasts revealed normal parenchymal echotexture.

No obvious focal mass lesion seen.

No microcalcifications are seen.

Bilateral retroareolar regions appear normal.

No significant enlarged lymph nodes seen in either axillary region.

**IMPRESSION** : No obvious abnormality seen in either breast.

**Please correlate clinically.**

**Dr. MADHUSHREE RAY NASKAR**  
MBBS, DMRD

Consultant Radiologist

RegNo: 57032



**DIAGNOSTICS REPORT**

Patient Name	: Mrs. RAJNI PRASAD	Order Date	: 24/02/2024 09:39
Age/Sex	: 42 Year(s)/Female	Report Date	: 25/02/2024 15:12
UHID	: NPHK-2258576	Facility	: NARAYAN MEMORIAL HOSPITAL
Ref. Doctor	:	Mobile	: 9903990071
Address	: 4/1 NAZIR LANE, KHIDDIRPORE, Kolkata, West Bengal, 700023		

**USG REPORT OF WHOLE ABDOMEN (SCREENING)**

**LIVER** : Liver is normal in size and parenchymal echotexture. Intrahepatic biliary radicles are not dilated.No focal mass lesion is seen.

**PORTA :PV** : Normal.

**CD** : Normal.

**GALL BLADDER** : Gall bladder is normal in size, contour, outline and position. No calculus is seen. Wall thickness is normal.

**PANCREAS** :Pancreas is normal in size and parenchymal echogenicity. Pancreatic duct is not dilated.

**SPLEEN** :Spleen is enlarged in size and parenchyma shows normal homogeneous pattern. Spleen measures : 15.5 cm.

**KIDNEYS** :Both kidneys are normal in size, shape, outline, position and parenchymal echogenicity. Cortico medullary differentiation maintained.

No evidence of any calculus/ mass / hydronephrosis is seen.

Right kidney measures : 12.0 cm & Left kidney measures : 12.4 cm.

**URINARY BLADDER** : Urinary bladder is normal in contour, outline and distension. No vesical lesion is seen.

**UTERUS** : Anteverted, mildly bulky, normal in shape, outline, position and parenchymal



## DIAGNOSTICS REPORT

Patient Name : Mrs. RAJNI PRASAD  
Age/Sex : 42 Year(s)/Female  
UHID : NMHK.2208576  
Ref. Doctor :

Order Date : 24/02/2024 09:39  
Report Date : 25/02/2024 15:12  
Facility : NARAYAN MEMORIAL  
HOSPITAL  
Mobile : 9903690071

Address : 4/1 NAZIR LANE, KHIDDIRPORE, Kolkata, West Bengal, 700023

**OVARIES** : Both ovaries are normal in size, shape and echopattern.  
Right ovary : measures 2.3 cm x 1.2 cm. Left ovary : measures 2.9 cm x 1.4 cm.

**PERITONEUM** : :No free fluid is noted.

**RETROPERITONEUM** : IVC and aorta appear normal. No lymphadenopathy is seen.

### IMPRESSION :

- Splenomegaly.
- Mildly bulky uterus.

**Dr. MADHUSHREE RAY NASKAR**  
MBBS, DMRD

Consultant Radiologist

RegNo: 57032



# Narayan Memorial Hospital

(A Unit of Narayan Health Services Pvt. Ltd.)

CIN No. : U85110WB2005PTC104884

GSTIN No. : 19AACCN1707E1Z5



## LABORATORY INVESTIGATION REPORT

<b>Patient Name</b> : Mrs. RAJNI PRASAD	<b>Age/Sex</b> : 42 Year(s) / Female
<b>UHID</b> : NMHK.2208576	<b>Order Date</b> : 24/02/2024 09:39
<b>Episode</b> : OP	
<b>Ref. Doctor</b> : NMH	<b>Mobile No</b> : 9903690071
	<b>DOB</b> : 01/01/1982
<b>Address</b> : 4/1 NAZIR LANE, KHIDDIRPORE, Kolkata, West Bengal, 700023	<b>Facility</b> : NARAYAN MEMORIAL HOSPITAL

### Hematology

TEST/PROFILE	RESULTS	UNITS	BIOLOGICAL RANGE
Sample No. : 0240000	Received Date : 24/02/2024	Test Date : 24/02/2024	Report Date : 24/02/2024

#### BLOOD GROUPING & Rh TYPING

##### SAMPLE : EDTA BLOOD

**BLOOD GROUP** : 'B'  
 Method - Agglutination/forward & Reverse

**RH TYPE** : POSITIVE

#### COMPLETE HAEMOGRAM ( CBC )

##### SAMPLE : EDTA BLOOD

<b>HAEMOGLOBIN (HB)</b> Method - Colorimetric method (Cm Meth)	9.3 ▼ (L)	gm/dl	12 - 15
<b>RBC COUNT</b> Method - Electrical Impedance Method	4.1	$\times 10^6/\mu\text{l}$	3.8 - 4.8
<b>TOTAL WBC COUNT</b> Method - Electrical Impedance Method	8.6	$10^3/\text{cmm}$	4 - 10
<b>PLATELET COUNT</b> Method - Electrical Impedance Method	250	$10^3/\text{cmm}$	150 - 410
<b>PCV</b> Method - RBC pulse ht. detection method	30 ▼ (L)	%	36 - 46
<b>MCV</b> Method - Calculated	73 ▼ (L)	fl	83 - 101
<b>MCH</b> Method - Calculated	23 ▼ (L)	pg	27 - 32
<b>MCHC</b> Method - Calculated	31 ▼ (L)	gm/dl	31.5 - 34.5
<b>ESR</b> Method - Modified Westergren Method	40 ▲ (H)	%	0 - 12

#### DIFFERENTIAL COUNT

<b>NEUTROPHILS</b> Method - Microscopy	70	%	40 - 80
<b>LYMPHOCYTES</b> Method - Microscopy	22	%	20 - 40
<b>MONOCYTES</b> Method - Microscopy	06	%	2 - 10
<b>EOSINOPHILS</b> Method - Microscopy	02	%	1 - 6
<b>BASOPHILS</b> Method - Microscopy	00	%	0 - 2

#### PERIPHERAL BLOOD SMEAR

**RBC** : Microcytes(+) Hypochromia(+).

Registered Office  
582, Diamond Harbour Road  
Behala, Kolkata - 700 034

Corporate Office :  
Behala Marton, 65, (Mail - 601)  
Diamond Harbour Road, Kolkata - 700 034

www.narayanmemorialhospital.com

Follow us on:

Ph - 033 6641 0000 / 3366, +91 97921 96094 | E-mail: contact@nmh.org.in

# Narayan Memorial Hospital

(A Unit of Narayan Health Services Pvt. Ltd.)

CIN No. : U85110WB2005PTC104864

GSTIN No. : 19AACCN1707E1Z5



## LABORATORY INVESTIGATION REPORT

<b>Patient Name</b> : Mrs. RAJNI PRASAD	<b>Age/Sex</b> : 42 Year(s) / Female
<b>UHID</b> : NMHK.2208576	<b>Order Date</b> : 24/02/2024 09:39
<b>Episode</b> : OP	<b>Mobile No</b> : 9903690071
<b>Ref. Doctor</b> : NMH	<b>DOB</b> : 01/01/1982
<b>Address</b> : 4/1 NAZIR LANE , KHODDIRPORE , Kolkata, West Bengal , 700023	<b>Facility</b> : NARAYAN MEMORIAL HOSPITAL

HOSPITAL  
Normal < 100  
redline 130 - 150  
High > 100  
-- 30

< 150

WBC  
PLATELET

Within normal limits.  
Adequate.

End of Report

24-27

Dr. MAINAK CHAKRABORTY  
MBBS, MD(PATH)  
(CONSULTANT PATHOLOGIST)

Dr. SHAHEENA PERVEEN  
MBBS, MD (Path)  
Consultant Pathologist  
Regn: 71326

Checked By

www.narayanmemorialhospital.com  
Follow us on

Corporate Office :  
Bhala Manton, 65, (Mail - 601)  
Chatterjee Road, Kolkata - 700 034



## LABORATORY INVESTIGATION REPORT

<b>Patient Name</b>	: Mrs. RAJNI PRASAD	<b>Age/Sex</b>	: 42 Year(s) / Female
<b>UHID</b>	: NMHK.2208576	<b>Order Date</b>	: 24/02/2024 09:39
<b>Episode</b>	: OP	<b>Mobile No</b>	: 9903690071
<b>Ref. Doctor</b>	: NMH	<b>DOB</b>	: 01/01/1982
<b>Address</b>	: 4/1 NAZIR LANE, KHIDDIRPORE, Kolkata, West Bengal, 700023	<b>Facility</b>	: NARAYAN MEMORIAL HOSPITAL

### Biochemistry

INVESTIGATION	RESULTS	UNITS	BIOLOGICAL REFERENCE RANGE
Sample No. : 07H0163501	Collection Date : 24/02/24 09:54	Acq. Date : 24/02/2024 12:04	Report Date : 24/02/24 11:14
<b>SERUM CREATININE</b>			
<b>SAMPLE : SERUM</b>	0.6	mg/dl	0.5 - 0.9
SERUM CREATININE			
Method - Jaffe Gen2 Compensated			
<b>LIVER FUNCTION TEST ( LFT )</b>			
<b>SAMPLE : SERUM</b>			
TOTAL BILIRUBIN	0.9	mg/dl	0 - 1.1
Method - Diazo Method			
DIRECT BILIRUBIN	0.4 ▲ (H)	mg/dl	0 - 0.2
Method - Diazo Method			
INDIRECT BILIRUBIN	0.5	mg/dl	0.2 - 0.9
Method - Calculated			
SGPT (ALT)	10	U/L	0 - 34
Method - IFCC Without Pyridoxal Phosphate			
SGOT (AST)	12	U/L	0 - 31
Method - IFCC Without Pyridoxal Phosphate			
ALKALINE PHOSPHATASE	111	U/L	53 - 128
Method - IFCC			
TOTAL PROTEIN	7.8	g/dl	6.4 - 8.2
Method - Buret			
ALBUMIN	4.6	g/dl	3.5 - 5.2
Method - Bromocresol Green			
GLOBULIN	3.2	g/dl	2 - 3.5
Method - Calculated			
ALBUMIN:GLOBULIN	1.4	-	1.1 - 2.5
Method - Calculated			
GGT	12	U/L	5 - 36
Method - Enzymatic colorimetric assay			
<b>BLOOD UREA NITROGEN</b>			
BLOOD UREA NITROGEN	10.3	mg/dl	6 - 20
Method - Calculated			
<b>LIPID PROFILE</b>			
<b>SAMPLE : SERUM</b>			
TOTAL CHOLESTEROL	119	mg/dl	Desirable <200   Borderline 200-239   High >=240
Method - CHOD-PAP			
HDL CHOLESTEROL	29 ▼ (L)	mg/dl	40 - 60
Method - Homogenous Enzymatic Colorimetric			

# Narayan Memorial Hospital

(A Unit of Narayan Health Services Pvt. Ltd.)

CIN No. : U85110WB2005PTC104884

GSTIN No. : 19AACCN1707E1Z5



## LABORATORY INVESTIGATION REPORT

<b>Patient Name</b>	: Mrs. RAJNI PRASAD	<b>Age/Sex</b>	: 42 Year(s) / Female
<b>UHID</b>	: NH9K.2208576	<b>Order Date</b>	: 24/02/2024 09:39
<b>Episode</b>	: GP	<b>Mobile No</b>	: 9903690071
<b>Ref. Doctor</b>	: NP01	<b>DOB</b>	: 01/01/1962
<b>Address</b>	: 4/1 NAZIR LANE, KHEDDERPORE, Kolkata, West Bengal, 700023	<b>Facility</b>	: NARAYAN MEMORIAL HOSPITAL

<b>LDL CHOLESTEROL</b>	63	mg/dl	Optimal < 100   Borderline 130 - 159   High > 160
<i>Method - Homogenous Enzymatic Colorimetric</i>			
<b>VLDL</b>	27	mg/dl	0 - 30
<i>Method - CALCULATED</i>			
<b>CHOLESTEROL-HDL RATIO</b>	4.10	-	
<b>LDL-HDL RATIO</b>	2.17	-	
<b>TRIGLYCERIDES</b>	213 ▲ (H)	mg/dl	< 150
<i>Method - Enzymatic Colorimetric</i>			
<b>URIC ACID</b>			
<b>SAMPLE : SERUM</b>			
<b>URIC ACID</b>	4.4	mg/dl	2.4 - 5.7
<i>Method - Enzymatic Colorimetric</i>			
<b>BUN / CREATINE RATIO</b>			
<b>SAMPLE : SERUM</b>			
<b>BUN / CREATINE RATIO</b>	17.2		
<b>GLYCOSYLATED HAEMOGLOBIN (HBA1C)</b>			
<b>SAMPLE : EDTA BLOOD</b>			
<b>HBA1C</b>	4.5		

### Interpretation & Remark:

- HbA1c is used for monitoring diabetic control. It reflects the estimated average glucose.
- HbA1c has been endorsed by clinical groups & American Diabetes Association guidelines 2017, for diagnosis of diabetes using a cut-off point of 6.5%.
- Trends in HbA1c are a better indicator of diabetic control than a solitary test.
- Low HbA1c in a non-diabetic individual are often associated with systemic inflammatory diseases, chronic anaemia (Specially severe iron deficiency anaemia & haemolytic), chronic renal failure and liver diseases. Clinical correlation suggested.
- Interference of Haemoglobinopathies in HbA1c estimation.
  - For HbF > 25%, an alternate platform (Fructosamine) is recommended for testing of HbA1c.
  - Homozygous hemoglobinopathy is detected, fructosamine is recommended for monitoring diabetic status.
  - Heterozygous state detected (D10/ turbo is corrected for HbS and HbC trait).
- For known diabetic patients, following values can be considered as a tool for monitoring the glycemic control :

Excellent Control - 6 - 7 %  
Fair to Good Control - 7 - 8 %  
Unsatisfactory Control - 8 - 10 %  
Poor Control - > 10 % .

Note : Hemoglobin electrophoresis (HPLC method) is recommended for detecting hemoglobinopathy.

### BLOOD SUGAR(F)

Registered Office  
582, Diamond Harbour Road  
Behala, Kolkata - 700 034

Corporate Office  
Behala Marlon, 85, (Mal - 601)  
Diamond Harbour Road, Kolkata - 700 034

www.narayanmemorialhospital.com

Follow us on

# Narayan Memorial Hospital

(A Unit of Narayan Health Services Pvt. Ltd.)

CIN No. : U85110WB2005PTC104884

GSTIN No. : 19AACCN1707E1Z5



## LABORATORY INVESTIGATION REPORT

<b>Patient Name</b>	: Mrs. RAJNI PRASAD	<b>Age/Sex</b>	: 42 Year(s) / Female
<b>UHID</b>	: NMHK.2208576	<b>Order Date</b>	: 24/02/2024 09:39
<b>Episode</b>	: OP	<b>Mobile No</b>	: 9903690071
<b>Ref. Doctor</b>	: NMH	<b>DOB</b>	: 01/01/1982
<b>Address</b>	: 4/1 NAZIR LANE, KHIDDIRPORE, Kolkata, West Bengal, 700023	<b>Facility</b>	: NARAYAN MEMORIAL HOSPITAL

### SAMPLE : PLASMA

BLOOD SUGAR FASTING 101 mg/dl 70 - 109  
Method - Hexokinase

### BLOOD SUGAR(PP)

### SAMPLE : PLASMA

BLOOD SUGAR PP 120 mg/dl 70 - 140  
Method - Hexokinase

End of Report

Dr. S. Chatterjee  
MD, MBBS, FAAC  
(CONSULTANT BIOCHEMIST)

Checked By

Registered Office  
582, Diamond Harbour Road  
Kolkata - 700 034

Corporate Office  
Behala Manton, 85, (Mail - 601)  
Diamond Harbour Road, Kolkata - 700 034  
E-mail: contact@nmh.org.in

www.narayanmemorialhospital.com

Follow us on:

# Narayan Memorial Hospital

(A Unit of Narayan Health Services Pvt. Ltd.)

CIN No. : U85110WB2006PTC104884

GSTIN No. : 19AACCN1707E1ZS



## LABORATORY INVESTIGATION REPORT

**Patient Name** : Mrs. RAJNI PRASAD  
**UHID** : NMHK.2208576  
**Episode** : OP  
**Ref. Doctor** : NMH  
**Address** : 4/1 NAZIR LANE , KHIDDIRPORE , Kolkata, West Bengal , 700023

**Age/Sex** : 42 Year(s) / Female  
**Order Date** : 24/02/2024 09:39  
**Mobile No** : 9903690071  
**DOB** : 01/01/1982  
**Facility** : NARAYAN MEMORIAL HOSPITAL

### Clinical Pathology

INVESTIGATION	RESULTS	UNITS	BIOLOGICAL REF RANGE
Sample No : 07H0163501	Collection Date : 24/02/24 09:52	Ask Date : 24/02/2024 13:29	Report Date : 24/02/24 13:24

#### URINE FOR R/E

##### SAMPLE : URINE

##### PHYSICAL EXAMINATION

VOLUME	45	ml	
COLOUR	PALE YELLOW		
APPEARANCE	SLIGHTLY HAZY		
SPECIFIC GRAVITY	1.005		1.010 - 1.030
REACTION(pH)	ACIDIC (pH-6.0)		

##### CHEMICAL EXAMINATION

SUGAR	ABSENT	ABSENT
ALBUMIN	ABSENT	ABSENT
BLOOD	ABSENT	ABSENT
KETONE	ABSENT	ABSENT
BILE SALT	ABSENT	ABSENT
BILE PIGMENTS	ABSENT	ABSENT

##### MICROSCOPIC EXAMINATION

PUS CELLS	1-2/HPF	<5/HPF
EPITHELIAL CELLS	12-15/HPF	<20/HPF
RBC	ABSENT	ABSENT
CAST	ABSENT	ABSENT
CRYSTAL	ABSENT	

Please correlate clinically.

#### URINE FOR SUGAR FASTING

##### SAMPLE : URINE

RESULT

ABSENT

Sample No : 07H0163505

Collection Date : 24/02/24 13:35

Ask Date : 24/02/2024 17:08

Report Date : 25/02/24 17:17

#### URINE FOR SUGAR PP

##### SAMPLE : URINE

RESULT

ABSENT

End of Report

Registered Office :  
582, Diamond Harbour Road  
Kolkata - 700 034

Corporate Office  
Behata Mantion, 85, (Mail - 601)  
Diamond Harbour Road, Kolkata - 700 034  
E-mail - contact@nmh.org.in

www.narayanmemorialhospital.com

Follow us on

# Narayan Memorial Hospital

(A Unit of Narayan Health Services Pvt. Ltd.)

CIN No. : U85110WB2005PTC104884

GSTIN No. : 19AACCN1707E1Z8



## LABORATORY INVESTIGATION REPORT

**Patient Name** : Mrs. RAJNI PRASAD

**UHID** : NMHK.2208576

**Episode** : OP

**Ref. Doctor** : NMH

**Address** : 4/1 NAZIR LANE , KHIDDIRPORE , Kolkata, West Bengal ,700023

**Age/Sex** : 42 Year(s) / Female

**Order Date** : 24/02/2024 09:39

**Mobile No** : 9903690071

**DOB** : 01/01/1982

**Facility** : NARAYAN MEMORIAL HOSPITAL

**Dr. S. Chatterjee**  
MD, MBBS, FAACC  
(CONSULTANT BIOCHEMIST)

**Dr. SHAHEENA PERWEEN**  
MBBS, MD (Path)  
Consultant Pathologist

RegNo: 71128

Checked By

Registered Office  
562, Diamond Harbour Road  
Behala, Kolkata - 700 034

Corporate Office  
Behala Main, 85, (Mail - 801)  
Diamond Harbour Road, Kolkata - 700 034

[www.narayanmemorialhospital.com](http://www.narayanmemorialhospital.com)

Follow us on     

Ph - 033 6640 0000 | Mob - +91 92922 85001 | E-mail - [contact@nmh.org.in](mailto:contact@nmh.org.in)



**LABORATORY INVESTIGATION REPORT**

<b>Patient Name</b>	: Mrs. SURE PRASAD	<b>Age/Sex</b>	: 42 Years / Female
<b>UHID</b>	: 10000_220074	<b>Order Date</b>	: 2023/05/01 10:20
<b>Episode</b>	: 107	<b>Mobile No</b>	: 9840000000
<b>Ref. Doctor</b>	: 1000	<b>DOB</b>	: 20/01/1982
<b>Address</b>	: 41, SAKSHI LANE, ANANDAPURAM, JALUKA ROAD, SECT-7, KOLKATA - 700012	<b>Facility</b>	: ANANDAPURAM HOSPITAL

**Immunology**

**THYROID FUNCTION TEST**

SAMPLE: SERUM		UNIT	RANGE
T3	3.27	ng/dL	0.60 - 1.60
Refer: 0104		ng/dL	0.40 - 0.70
T4	12.05	ng/dL	0.40 - 1.20
Refer: 0104		ng/dL	0.40 - 1.20
TSH	5.79	mIU/L	0.01 - 0.35
Refer: 0104		mIU/L	0.01 - 0.35

**Interpretation:**

- For diagnostic purposes, the result should always be assessed in conjunction with the patient's medical history, clinical examinations and other findings.
- The assay is unaffected by steroids (hydrocortisone = 500  $\mu$ mol/L or = 45 ng/dL), hormones (T4 = 0.422  $\mu$ mol/L or = 1  $\mu$ g/dL), lipemia (intralipid = 1000 ng/dL), biotin (=100  $\mu$ mol/L or = 25 ng/dL), IgG = 2 g/dL and IgM = 0.2 g/dL)
- There is no high-dose hook effect at TSH concentrations up to 1000  $\mu$ mol/L.
- TSH values may be transiently altered because of non-thyroidal drugs for several collections. For example, oral and heart failure, several burns, trauma and surgery etc. Drugs that decrease TSH values e.g. = drugs, Glucocorticoid drugs that increase TSH values e.g. = iodine, Lithium, Amiodarone.
- The assay is unaffected by steroids (hydrocortisone = 500  $\mu$ mol/L or = 45 ng/dL), hormones (T4 = 0.4  $\mu$ mol/L or = 2.7  $\mu$ g/dL), lipemia (triglycerides = 20.0  $\mu$ mol/L or 2000 mg/dL) and biotin (= 400  $\mu$ mol/L or = 100 ng/dL)
- The assay is unaffected by steroids (hydrocortisone = 500  $\mu$ mol/L or = 45 ng/dL), hormones (T4 = 0.4  $\mu$ mol/L or = 2.7  $\mu$ g/dL), lipemia (triglycerides = 20.0 mg/dL) and biotin (= 100  $\mu$ mol/L or = 25 ng/dL)

End of Report

  
**Dr. S. Chatterjee**  
 MD, MBBS, FRACD  
 (CONSULTANT BIOCHEMIST)

Checked By



# Narayan Memorial Hospital

(A Unit of Narayan Health Services Pvt. Ltd.)

CIN No. : U85110WB2005PTC104884

GSTIN No. : 19AACCN1707E1Z5



## DIAGNOSTICS REPORT

Patient Name	: Mrs. RAJNI PRASAD	Order Date	: 24/02/2024 09:39
Age/Sex	: 42 Year(s)/Female	Report Date	: 24/02/2024 13:42
UHD	: NMHK.2208575	Facility	: NARAYAN MEMORIAL HOSPITAL
Ref. Doctor	:	Mobile	: 9903590071
Address	: 4/1 NAZIR LANE, KHIDDIMPUR, Kolkata, West Bengal, 700023		

### CHEST X-RAY REPORT OF PA VIEW

Lung fields are clear. No focal parenchymal opacity is seen.


No appreciable pleural thickening / calcification is noted.

Costo-phrenic angles are normal.

Cardiac shadow appears normal.

Bilateral hilar shadows are normal.

No obvious bony abnormality is seen.



Dr. Anus Kumar Ptazumder

MBS, MD (Radiodiagnosis)

Reg No. VDRMC 48861

Registered Office :  
582, Diamond Harbour Road  
Behala, Kolkata-700034  
Corporate Office :  
Behala Mantion, 85, (Mail - 6011)  
Diamond Harbour Road, Kolkata - 700 034  
Ph : 033 6640 0000 | Mob : +91 82921 90051 | E-mail : contact@nmh.org.in

[www.narayanmemorialhospital.com](http://www.narayanmemorialhospital.com)

Follow us on



## DIAGNOSTICS REPORT

Patient Name	: Mrs. RAJNI PRASAD	Order Date	: 24/02/2024 09:39
Age/Sex	: 42 Year(s)/Female	Report Date	: 24/02/2024 13:42
UHID	: NMHK.2208576	Facility	: NARAYAN MEMORIAL HOSPITAL
Ref. Doctor	:	Mobile	: 9903690071
Address	: 4/1 NAZIR LANE, KHIDDIRPORE, Kolkata, West Bengal, 700023		

### CHEST X-RAY REPORT OF PA VIEW

Lung fields are clear. No focal parenchymal opacity is seen.

No appreciable pleural thickening / calcification is noted.

Costo-phrenic angles are normal.

Cardiac shadow appears normal.

Bilateral hilar shadows are normal.

No obvious bony abnormality is seen.

Dr. Arun Kumar Mazumder

MBBS, MD (Radiodiagnosis)

RegNo: WBMC 48861

Registered Office -  
582, Diamond Harbour Road  
Behala, Kolkata - 700 034

Corporate Office -  
Behala Manton, 85, (Mail - 001)  
Diamond Harbour Road, Kolkata - 700 034

[www.narayanmemorialhospital.com](http://www.narayanmemorialhospital.com)

Ph: 033 6842 8888 | Fax: 033 6842 8889 | E-Mail: [contact@nmh.org.in](mailto:contact@nmh.org.in)

Follow us on:

# Narayan Memorial Hospital

(A Unit of Narayan Health Services Pvt. Ltd.)

CIN No. : UB5110WB2005PTC104884

GSTIN No. : 19AACCN1707E12S



## DIAGNOSTICS REPORT

Patient Name	: Mrs. RAJNI PRASAD	Order Date	: 24/02/2024 09:39
Age/Sex	: 42 Year(s)/Female	Report Date	: 25/02/2024 11:15
UHID	: NMHK.2208576	Facility	: NARAYAN MEMORIAL HOSPITAL
Ref. Doctor	:	Mobile	: 9903690071
Address	: 4/1 NAZIR LANE, KHIDDIRPORE, Kolkata, West Bengal, 700023		

## ELECTROCARDIOGRAM REPORT (ECG)

HR	: 79 bpm
Rhythm	: Sinus
P wave	: Normal
PR Interval	: 144 msec
QRS axis	: Leftward
QRS duration	: 94 msec
QRS configuration	: Normal
T wave	: Normal
ST segment	: Isoelectric
QTc	: 456 msec
QT	: 392 msec

### IMPRESSION

- Sinus rhythm. Leftward axis.
  - Within normal limits.
- Clinical correlation please.

**Dr. Sudip Chakraborty**  
MBBS, DIP (Preventative Cardiology)  
fellow Clinical

RegNo: 56285

Registered Office : 582, Diamond Harbour Road, Behala, Kolkata - 700034  
Corporate Office : 85, (Mail - 601) Diamond Harbour Road, Kolkata - 700034  
Print Date Time : 25/02/2024 11:19:13  
Ph : 033 6640 0000 | Mob : +91 82921 95051 | E-mail : contact@nmh.org.in

www.narayanmemorialhospital.com

Printed by : 1903690071

Follow us on



HR 78/min

Weight


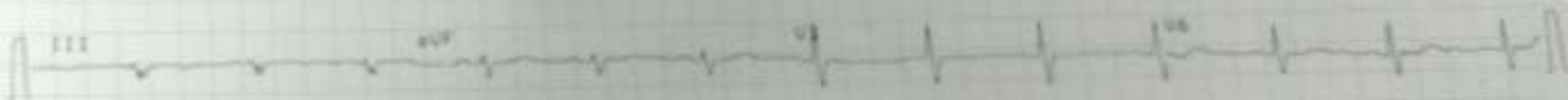
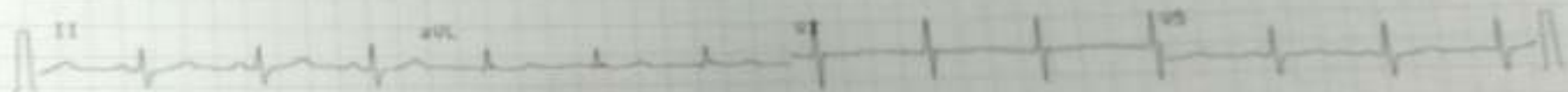

SINUS RHYTHM  
LEFTWARD AXIS  
OTHERWISE NORMAL ECG

Intervals:  
PR 164 ms  
QRS 94 ms  
QT 392 ms  
QTc 456 ms  
(Bazett)  
18 ms/eV

P 48 \*  
QRS -14 \*  
T 29 \*  
P 1111 0.18 mV  
S 1411 -0.38 mV  
R 1451 0.67 mV  
Sokol. 1.45 mV

UNCONFIRMED REPORT

18 ms/eV



18 ms/eV

25 mm/s

R.05-25 Hz F58 SSF 585 24.02.2024 12:29:38

NARAYAN MEMORIAL  
HOSPITAL, BEHALA

AT-102plus 1.25 C1

Part No 2.15701756 (C111)

SCHILLER

# Narayan Memorial Hospital

(A Unit of Narayan Health Services Pvt. Ltd.)

CIN No. : U85110WB2005PTC104884

GSTIN No. : 19AACCN1707E1ZS



## DIAGNOSTICS REPORT

Patient Name	: Mrs. RAJNI PRASAD	Order Date	: 24/02/2024 09:39
Age/Sex	: 42 Year(s)/Female	Report Date	: 24/02/2024 16:31
UHID	: NMHK.2208576	Facility	: NARAYAN MEMORIAL HOSPITAL
Ref. Doctor	:	Mobile	: 9903690071
Address	: 4/1 NAZIR LANE, KHIDDIRPORE, Kolkata, West Bengal, 700023		

## REPORT OF ECHO SCREENING

No regional wall motion abnormality at rest.  
Normal LV systolic function (LVEF = 69%).  
Normal RV systolic function. ( TAPSE = 1.6 cm).  
Adequate diastolic compliance (E/e' = 10.0). E/A = 1.32  
No pericardial effusion.  
Mild TR. Estimated PASP 24 mmHg.  
IVC normal diameter & > 50 % respiratory compressibility.  
No thrombus, mass / vegetation.

Dr. Sudip Chakraborty  
MBBS, DIP (Preventative Cardiology)  
fellow Clinical

RegNo: 56285

Registered Office : Corporate Office :  
582, Diamond Harbour Road, Behala, Kolkata - 700034  
Diamond Harbour Road, Kolkata - 700 034  
Ph : 033 6640 0000 | Mob : +91 62921 95051 | E-mail : contact@nmh.org.in

www.narayanmemorialhospital.com  
Print By : SHEKHAR SINGH  
Follow us on

