

~~XXXXXXXXXX~~ 8 24 06360

Your Apollo order has been confirmed

Inbox

Search for all messages with label Inbox

Remove label Inbox from this conversation



noreply@apolloclinics.info

ARCOFEMI HEALTHCARE LIMITED

please

**Shantanu Nandkishor Joshi**

~~Urine Routine (CUE), GLUCOSE - SERUM / PLASMA (FASTING AND POST PRANDIAL), ALT (SGPT) - Serum / Plasma, Bilirubin, Total - Serum, Creatinine - Serum / Plasma, Blood Grouping And Typing (Abo And Rh), ECG, HEMOGRAM (CBC+ESR), X-Ray Chest PA, Fitness by General Physician, Ophthal by General Physician, BUN/CREATININE RATIO~~

B+ve

pmbs, ECG, XRAY





8

भारत सरकार  
Government of India  
शान्त नंदकिशोर जोशी  
Shantanu Nandkishor Joshi  
पुल / Male  
जन्म तारीख / DOB: 21/02/2002  
2229 3018 5237  
माई आधार, माई आरक्षण



DR Mrs. K. S. Dhopre  
MBBS, MD  
Reg. No. 62185





13/06/2024

EMPLOYEE NAME	MR/MRS	Shantana Joshi		
	D.O.B	21/02	2002	

HEIGHT	169	WEIGHT	67	BMI	23.96
--------	-----	--------	----	-----	-------

BLOOD PRESSURE	128/74	PULSE	70/min	RR	
----------------	--------	-------	--------	----	--

PREVIOUS HISTORY/MEDICINE	<p>9</p> <p>NO</p>
DIABETIC	
HYPERTENTION	
OTHERS	

BOTH EYE VISION :-	RT.EYE	LT.EYE	COLOR VISION BOTH EYE:- C/NL
NEAR	M16	M16	
FAR	6/6	6/6	

FITNESS STATUS :- fit for driving

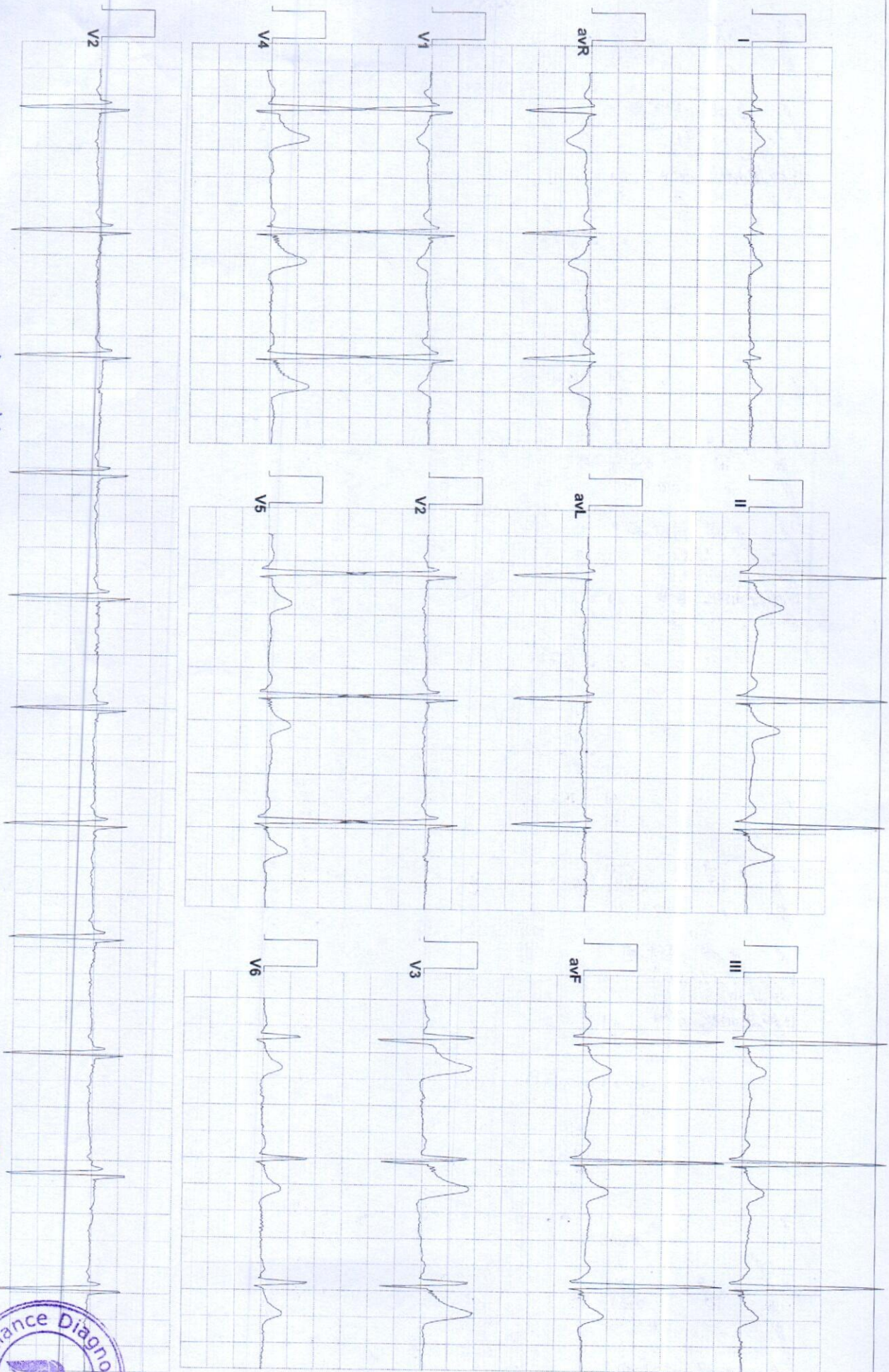
CLIENT SIGN: 

DR.SIGN: 

Dr Mrs. K. S. Dhopte  
MBBS, MD  
Reg. No. 62185







WNL

Dr Mrs. K. S. Dhole  
MBBS, MD


WNL

Reported By:






Patient Id : **ADC24-25/2193**  
 Patient Name : **MR SHANTANU JOSHI**  
 Age/sex : **Male**  
 Referred By : **Dr. ARCOFEMI HEALTHCARE LIMITED**  
 Center : **ALLIANCE DIAGNOSTIC CENTER**  
 App. No. : **AHCN-44112062401005**

 Reg/Sample Dt : **13/06/2024**  
 Report Dt : **13/06/2024**  
 Lab No : **2406360**  
 Contact No :  
 Barcode :


### HAEMATOLOGY REPORT


Test Description	Result	Unit	Biological Reference Range
<b>Complete Blood Count CBC</b>			
Haemoglobin	14.4	gm/dl	13.0 - 18
Packed Cell Volume	40.9	%	33 - 55
Red Cells Count	4.99	mill/cmm	4.00 - 6.20
MCV	82.0	fl	80.0 - 100.0
MCH	28.9	pg	26.0 - 34.0
MCHC	35.2	%	31.0 - 35.5
Total Leucocyte Count	6400	/cu.m.m	4000 - 11000
<b>Diff. Leucocyte Count</b>			
Polymorphs	56	%	40 - 75
Lymphocytes	40	%	20 - 45
Eosinophils	2	%	01 - 06
Monocytes	2	%	02 - 10
Basophils	00	%	00 - 01
<b>Platelet Count</b>			
Platelet Count	349000	/cmm	150000 - 450000
<b>RDW CV</b>			
RDW CV	13.0	%	11 - 16
E.S.R. (Wintrobe)	07	mm/hr	00 - 09
<b>Blood Group</b>	<b>B Rh POSITIVE</b>		


  
**Dr. DILIP ARJUNE**  
**M.D.(Path) REG.NO 07333**




Patient Id : ADC24-25/2193  
 Patient Name : MR SHANTANU JOSHI  
 Age/sex : Male  
 Referred By : Dr. ARCOFEMI HEALTHCARE LIMITED  
 Center : ALLIANCE DIAGNOSTIC CENTER  
 App. No. : AHCN-44112062401005

Reg/Sample Dt : 13/06/2024  
 Report Dt : 13/06/2024  
 Lab No : 2406360  
 Contact No :  
 Barcode :



### BIOCHEMISTRY REPORT


Test Description	Result	Unit	Biological Reference Range
<b><u>Fasting Blood Glucose</u></b>			
Fasting Blood Glucose	83	mg/dl	70 - 110
<b><u>Postmeal Blood Sugar(2Hrs)</u></b>			
Postmeal Blood Sugar(2Hrs)	120	mg/dl	0 - 150
S.Creatinine	0.78	mg/dl	0.55 - 1.4
<b><u>SGPT</u></b>			
S.G.P.T	18.4	IU/L	05 - 40
<b><u>BUN</u></b>			
	12.8	unit/L	4.6 - 18.4

**Dr. DILIP ARJUNE**  
M.D.(Path) REG.NO 073332



Patient Id : ADC24-25/2193  
 Patient Name : MR SHANTANU JOSHI  
 Age/sex : Male  
 Referred By : Dr. ARCOFEMI HEALTHCARE LIMITED  
 Center : ALLIANCE DIAGNOSTIC CENTER  
 App. No. : AHCN-44112062401005

 Reg/Sample Dt : 13/06/2024  
 Report Dt : 13/06/2024  
 Lab No : 2406360  
 Contact No :  
 Barcode :


ADC24-25/2193

### CLINICAL PATHOLOGY REPORT

Test Description	Result	Unit	Biological Reference Range
<b>Complete Urine Analysis (CUE)</b>			
Quantity	20	ML	20 - 20
Colour	Pale yellow		
Apperance	Clear		
Reaction(pH)	ACIDIC		5.0 - 8.5
Proteins	Negative		Negative
Glucose	Negative		Negative
Bile Salts & Bile Pigments	Negative		Negative
Ketones	Negative		Negative
Blood	Negative		Negative
Urobilinogen	Normal		Normal
Leucocytes	Negative		Negative
Nitrites	Negative		Negative
PUS (WBC) Cells	2-3/hpf	/hpf	0 - 5/HPF
Urine RBC	Nil	/hpf	Nil
Urine Epithelial Cells	2-4/hpf	/hpf	0 - 5 /HPF
Casts	Nil		Nil
Crystals	Nil		Nil
Method : Strip/Microscopy			

\*\*\*\*End of the report\*\*\*\*

  
**Dr. DILIP ARJUNE**  
 M.D.(Path) REG.NO 073332




Patient Id : ADC24-25/2193  
 Patient Name : MR SHANTANU JOSHI  
 Age/sex : Male  
 Referred By : Dr. ARCOFEMI HEALTHCARE LIMITED  
 Center : ALLIANCE DIAGNOSTIC CENTER  
 App. No. : AHCN-44112062401005


Reg/Sample Dt : 13/06/2024  
 Report Dt : 13/06/2024  
 Lab No : 2406360  
 Contact No :  
 Barcode :



**BIOCHEMISTRY REPORT**

Test Description	Result	Unit	Biological Reference Range
<b>Billirubin</b>			
Total Bilirubin	0.69	mg/dl	0.0 -1.3
Direct Bilirubin	0.22	mg/dl	0.0 -1.3
Indirect Bilirubin	0.5	mg/dl	0.0 -1.2

\*\*\*\*End of the report\*\*\*\*



**Dr. DILIP ARJUNE**  
M.D.(Path) REG.NO 073332





NAME OF PATIENT :- MR.SHANTANU JOSHI  
AGE/SEX :- 22 Y/M  
DATE OF REPORT :- 13/06/2024

### **X-RAY CHEST PA. VIEW**

*Visualised both Lung fields appesr normal.*

*Hila mediasinum appear normal.*

*Cardiac Silhouetta and aortic arch are well maintained*

*Domes of Diaphragm show normal contour and outline.*

*Both costophrenic angles are clear.*

*Bony cage and soft tissue do not show any obvious abnormality*

### **INTERPRETATION :-**

No Abnormality Detected in Radiologycaly

  
DR.NILESH HARAN  
(RADIOLOGY)



Dr. NILESH HARAN  
M.B.B.S., MD (Rediology)  
Regd. No. 2019/01/0064