



## Medical Form & EYE CHECK UP

### Demographic Information:

Name : Khushbu Thakkar  
Age : 31  
Sex : Female

Date : 11/05/2024

### VITALS CHECKUP

Blood Pressure	:-	110/74 mm/hg	HEIGHT [ IN CM ]	:-	158 mm
Heart Rate	:-	82 /min.	Weight ( in Kgs)	:-	88 kg
Spo2	:-	99 %	BMI VALUE	:-	35.3
PULSE	:-	84 /min.	BMI STATUS	:-	Obese class II

### HISTORY

Current Health Complaints	NO
Past History	NO
Family History	Brother - Parents - HTN + DM
Allergies	NO
Ongoing Medication	NO

Any other problems needing attention / Overall Assessment :

REMARKS :-



### EYE TEST

1. VISION :-

A. NEAR VISION		B. DISTANCE VISION	
RIGHT EYE :-	⊙	RIGHT EYE :-	G/24 with spec
LEFT EYE :-	⊙	LEFT EYE :-	G/9 spec
2. COLOR VISION :-		3. NIGHT VISION :-	
RIGHT EYE :-	⊙	RIGHT EYE :-	⊙
LEFT EYE :-	⊙	LEFT EYE :-	⊙

REMARKS :-NAD

**Dr. Chirag Patel**  
M.B.B.S. G-49432

### Revival Diagnostic

401, Aqua Corridor,  
B/s. Star Beach, Surat-395009  
Mo. 9221226621

0261-2747788, 98259 47712

4th Floor, Aqua Corridor, Hazira Road, Adajan Pal, Surat - 395009.

revivaldiagnostics.surat@gmail.com

www.revivaldiagnostics.com

help@healthledger.co.in  
+91 916 907 5555



## Dental Checkup

Reg. No. : \_\_\_\_\_

Date: 11/03/2024

Patient Name Mr./Mrs Khushbu Thakkar

Age 31 Sex F Address Surat

Mobile No. 9923725499

### Past Medical History

- 1) Smoking 2) Alcohol 3) Hepatitis B & C 4) Diabetics 6) Tobacco 5) Allergy 6) Asthma  
7) Any Other: NO

PDH:- (N)

O/E :- (A) Upper - 1st, (B) Lower 1st molar - RCT done

Investigation :- NO

Treatment:- NO

Dr. Chirag Patel  
M.B.B.S. G-49432

### Doctor's Sign and Stamp

### Consent Form:

Khushbu Thakkar

\_\_\_\_\_ have given true & total information to the dentist regarding past & present illness as well as ongoing medical treatment. I have been fully informed regarding treatment for present illness. Along with benefit & possible risk from medicines / Surgery / Anesthetic drugs to be used by the dentist in my own understanding language. I hereby willingly permit the dentist to undertake the treatment or surgical intervention.

Patient Signature: (Signature)

RADIOLOGY | PATHOLOGY | CARDIOLOGY | DENTAL | OHC | CORPORATE WELLNESS

**Revival Diagnostic**

401, Aqua Corridor,  
B/s. Star Bazar, Surat-395009  
Mo. 91062-30601





# REVIVAL DIAGNOSTICS

Name	<b>KHUSHBU PRANAY THAKKAR</b>	Age/Gender	<b>31Yrs/Female</b>
Reg No.	<b>2436/24</b>	Receipt No	<b>18467</b>
Referred By	<b>Bank of Baroda (BOB) - MEDI WHEEL()</b>	Mode of Payment	<b>CREDIT</b>
Collection Type	<b>CENTER</b>	Collection DateTime	<b>11-Mar-2024 09:35 AM</b>

## **BLOOD GROUP** - 110324124 Released at 11-Mar-2024 12:12 PM

Parameter	Result	Biological Ref.Range	Method
-Blood Group	"B"		
-Rh Factor	POSITIVE		

## **CBC** - 110324124 Released at 11-Mar-2024 12:33 PM

Parameter	Result	Biological Ref.Range	Method
-Haemoglobin	<b>10.3 gm/dL</b>	<b>L (12 - 16 gm/dL)</b>	Auto
-RBC Count	4.23 mill/cumm	(4.2 - 5.4 mill/cumm)	Auto
-Total WBC Count	8000 /cumm	(4000 - 10000 /cumm)	Auto
-Platelet Count	3.01 lakh/cumm	(1.5 - 4.5 lakh/cumm)	Auto

## **Blood Indices**

-HCT	<b>33.8 %</b>	<b>L (40 - 55 %)</b>	Auto
-MCV	81.5 fl	(80 - 92 fl)	Auto
-MCH	<b>24.8 pg</b>	<b>L (27 - 31 pg)</b>	Auto
-MCHC	<b>30.5 gm/dL</b>	<b>L (32 - 36 gm/dL)</b>	Auto
-RDW	14.1 %	(11 - 15 %)	Auto

## **Diff WBC Count**

-Polymorphs	63 %	(40 - 80 %)	Microscopically
-Lymphocytes	30 %	(20 - 40 %)	Microscopically
-Eosinophils	05 %	(1 - 6 %)	Microscopically
-Monocytes	02 %	(2 - 7 %)	Microscopically
-Basophils	00 %	(0 - 1 %)	Microscopically
-PLATELET ON SMEAR	Adequate		Microscopically
-MALARIAL PARASITES	Malarial Parasites Not Detected		Microscopically

[Test performed on Fully Automated Hematology Analyzer ERBA H-360]

## Revival Diagnostics

401-Aqua Corridor,  
Beside Star Bazar, Adajan,  
Surat-395009. Mo. 9825947712

Dr. Shivangi Gandhi  
M.B.B.S, M.D (Pathology)

0261-2747788, 98259 47712

4th Floor, Aqua Corridor, Hazira Road, Adajan Pal, Surat - 395009.

revivaldiagnostics.surat@gmail.com

www.revivaldiagnostics.com



# REVIVAL DIAGNOSTICS

Name	<b>KHUSHBU PRANAY THAKKAR</b>	Age/Gender	<b>31Yrs/Female</b>
Reg No.	<b>2436/24</b>	Receipt No	<b>18467</b>
Referred By	<b>Bank of Baroda (BOB) - MEDI WHEEL()</b>	Mode of Payment	<b>CREDIT</b>
Collection Type	<b>CENTER</b>	Collection DateTime	<b>11-Mar-2024 09:35 AM</b>

**ESR** - 110324124 Released at 11-Mar-2024 12:18 PM

Parameter	Result	Biological Ref.Range	Method
-E.S.R	08 mm/hr	(3 - 15 mm/hr)	

## Revival Diagnostics

401-Aqua Corridor,  
Beside Star Bazar, Adajan,  
Surat-395009. Mo. 9825947712

**Dr. Shivangi Gandhi**  
M.B.B.S, M.D (Pathology)

0261-2747788, 98259 47712

4th Floor, Aqua Corridor, Hazira Road, Adajan Pal, Surat - 395009.

revivaldiagnostics.surat@gmail.com

www.revivaldiagnostics.com



# REVIVAL DIAGNOSTICS

Name	<b>KHUSHBU PRANAY THAKKAR</b>	Age/Gender	<b>31Yrs/Female</b>
Reg No.	<b>2436/24</b>	Receipt No	<b>18467</b>
Referred By	<b>Bank of Baroda (BOB) - MEDI WHEEL()</b>	Mode of Payment	<b>CREDIT</b>
Collection Type	<b>CENTER</b>	Collection DateTime	<b>11-Mar-2024 09:35 AM</b>

### **FBS (Fasting Blood Sugar)** - 110324125 Released at 11-Mar-2024 02:05 PM

Parameter	Result	Biological Ref.Range	Method
-Fasting Blood Sugar (FBS)	86 mg/dL	70-100 mg/dl Impaired Tolerance: 100-125 Diabetes Mellitus: $\geq$ 126 (American diabetes association guidelines 2022)	GOD POB
-Fasting Urine Sugar	Absent		Dipstick Benedict
-Fasting Urine Acetone	Absent		Dipstick Rothera

[Test performed on Fully Automated Biochemistry Analyzer ERBA EM200]

### **PPBS** - 110324125 Released at 11-Mar-2024 02:05 PM

Parameter	Result	Biological Ref.Range	Method
-PPBS	104 mg/dL	(90 - 140 mg/dL)	
-PP2BS URINE SUGAR	Absent		Immunochemistry assay (Nano Diagtech USA)
-PP2BS URINE ACETONE	Absent		Immunochemistry assay (Nano Diagtech USA)

## Revival Diagnostics

401-Aqua Corridor,  
Beside Star Bazar, Adajan,  
Surat-395009. Mo. 9825947717

Dr. Shivangi Gandhi  
M.B.B.S, M.D (Pathology)

0261-2747788, 98259 47712

4th Floor, Aqua Corridor, Hazira Road, Adajan Pal, Surat - 395009.

revivaldiagnostics.surat@gmail.com

www.revivaldiagnostics.com





# REVIVAL DIAGNOSTICS

Name	<b>KHUSHBU PRANAY THAKKAR</b>	Age/Gender	<b>31Yrs/Female</b>
Reg No.	<b>2436/24</b>	Receipt No	<b>18467</b>
Referred By	<b>Bank of Baroda (BOB) - MEDI WHEEL()</b>	Mode of Payment	<b>CREDIT</b>
Collection Type	<b>CENTER</b>	Collection DateTime	<b>11-Mar-2024 09:35 AM</b>

## LIVER FUNCTION TEST (LFT) - 110324127 Released at 11-Mar-2024 02:06 PM

Parameter	Result	Biological Ref.Range	Method
-Serum Total Bilirubin	0.4 mg/dL	(0 - 1.3 mg/dL)	Diazo
-Serum Direct Bilirubin	0.1 mg/dL	(0 - 0.4 mg/dL)	Diazo
-Serum InDirect Bilirubin	0.3 mg/dL	(0.1 - 1.3 mg/dL)	Calculated
-Total Protein (TP)	6.7 gm/dL	(6.4 - 8.3 gm/dL)	Biuret
-Albumin (ALB)	4.1 gm/dL	(3.5 - 5.2 gm/dL)	BCG
-Globulin	2.6 gm/dL	(2.3 - 3.6 gm/dL)	Calculated
-A/G Ratio	1.58 gm/dL	(1 - 2.3 gm/dL)	Calculated
-SGPT(ALT)	9 U/L	(5 - 45 U/L)	IFCC, Kinetic without Pyridoxal Phosphate
-SGOT (AST)	11 U/L	(0 - 35 U/L)	IFCC, Without Pyridoxal Phosphate
-Alkaline Phosph.	79 U/L	(42 - 128 U/L)	ALP-AMP
-GGT	12 U/L	(5 - 50 U/L)	Gkpa-C

[Test performed on Fully Automated Biochemistry Analyzer ERBA EM200]

## Revival Diagnostics

401-Aqua Corridor,  
Beside Star Bazar, Adajan,  
Surat-395009. Mo. 9825947712

Dr. Shivangi Gandhi  
M.B.B.S, M.D (Pathology)

☎ 0261-2747788, 98259 47712

📍 4th Floor, Aqua Corridor, Hazira Road, Adajan Pal, Surat - 395009.

✉ revivaldiagnostics.surat@gmail.com

🌐 www.revivaldiagnostics.com



# REVIVAL DIAGNOSTICS

Name	<b>KHUSHBU PRANAY THAKKAR</b>	Age/Gender	<b>31Yrs/Female</b>
Reg No.	<b>2436/24</b>	Receipt No	<b>18467</b>
Referred By	<b>Bank of Baroda (BOB) - MEDI WHEEL()</b>	Mode of Payment	<b>CREDIT</b>
Collection Type	<b>CENTER</b>	Collection DateTime	<b>11-Mar-2024 09:35 AM</b>

## RENAL FUNCTION TEST (RFT) - 110324127 Released at 11-Mar-2024 02:07 PM

Parameter	Result	Biological Ref.Range	Method
-Urea	16 mg/dL	(13 - 45 mg/dL)	Urease-GLDH
-Creatinine	0.6 mg/dL	(0.6 - 1.14 mg/dL)	Enzymatic
-Blood Urea Nitrogen (BUN)	8 mg/dL	(6 - 20 mg/dL)	Calculated
-Uric Acid	4.7 mg/dL	(3.5 - 7.2 mg/dL)	Uricase
-Sodium (NA)	139 mmol/L	(120 - 160 mmol/L)	ISE Method
-Potassium (K)	3.5 mmol/L	(2.8 - 6.2 mmol/L)	ISE Method
-Chloride (Cl)	98 mmol/L	(98 - 107 mmol/L)	ISE Method
-Calcium	8.9 mg/dL	(8.4 - 10.4 mg/dL)	Arsenazo
-Phosphorus	3.20 mg/dL	(2.5 - 4.5 mg/dL)	Phosphomolybdate

[Test performed on Fully Automated Biochemistry Analyzer ERBA EM200]

## Revival Diagnostics

401-Aqua Corridor,  
Beside Star Bar, Adajan,  
Surat-395009. Mo. 9825947712

Dr. Shivangi Gandhi  
M.B.B.S, M.D (Pathology)

0261-2747788, 98259 47712

4th Floor, Aqua Corridor, Hazira Road, Adajan Pal, Surat - 395009.

revivaldiagnostics.surat@gmail.com

www.revivaldiagnostics.com



# REVIVAL DIAGNOSTICS

Name	<b>KHUSHBU PRANAY THAKKAR</b>	Age/Gender	<b>31Yrs/Female</b>
Reg No.	<b>2436/24</b>	Receipt No	<b>18467</b>
Referred By	<b>Bank of Baroda (BOB) - MEDI WHEEL()</b>	Mode of Payment	<b>CREDIT</b>
Collection Type	<b>CENTER</b>	Collection DateTime	<b>11-Mar-2024 09:35 AM</b>

## Lipid Profile - 110324127 Released at 11-Mar-2024 02:05 PM

Parameter	Result	Biological Ref.Range	Method
-Serum Cholesterol	137 mg/dL	Desirable < 200 mg/dl Borderline High : 200-239 mg/dl High : > 240 mg/dl	CHOD-PAP
-Serum Triglyceride	97 mg/dL	Normal < 150 mg/dl Borderline High : 150 - 199 mg/dl High : 200 - 499 mg/dl Very High : 500 mg/dl	GPO-POD Method
-Serum HDLD(Direct)	46 mg/dL	Normal :> 55 mg/dl Borderline : 35-55 mg/dl Undesirable: < 35 mg/dl	PVS-PEGME Precipitation with CHOD-POD
-Serum VLDL	19 mg/dL	(5 - 30 mg/dL)	Calculated
-Serum LDLD(Direct)	72 mg/dL	Optimal:< 100 mg/dl Above Optimal : 100- 129 mg/dl Borderline High : 130-159 mg/dl High : > 160-189mg/dl Very High : >190 mg/dl	Calculated
-Chol/HDL	2.98	Low risk: <3.8 Medium Risk: 3.8 to 5.9 High Risk: > 6	Calculated
-LDL/Chol	1.91	Low risk: <3.55 Medium Risk: 3.55 to 4.0 High Risk: > 6	Calculated

[Test performed on Fully Automated Biochemistry Analyzer ERBA EM200]

## Revival Diagnostics

401-Aqua Corridor,  
Beside Star Bazar, Adajan,  
Surat-395009. Mo. 9825947717

Dr. Shivangi Gandhi  
M.B.B.S, M.D (Pathology)

0261-2747788, 98259 47712

4th Floor, Aqua Corridor, Hazira Road, Adajan Pal, Surat - 395009.

revivaldiagnostics.surat@gmail.com

www.revivaldiagnostics.com





# REVIVAL DIAGNOSTICS

Name	<b>KHUSHBU PRANAY THAKKAR</b>	Age/Gender	<b>31Yrs/Female</b>
Reg No.	<b>2436/24</b>	Receipt No	<b>18467</b>
Referred By	<b>Bank of Baroda (BOB) - MEDI WHEEL()</b>	Mode of Payment	<b>CREDIT</b>
Collection Type	<b>CENTER</b>	Collection DateTime	<b>11-Mar-2024 09:35 AM</b>

**HBA1C** - 110324124 Released at 11-Mar-2024 02:05 PM

Parameter	Result	Biological Ref.Range	Method
-HBA1C	5.3 %	HbA1C Degree of Glucose Control <5.6 % Non Diabetics 5.7 - 6.4 % Prediabetics >=6.5 % Diabetics (REF:Wallace, 11th Edition ) REMARKS: 6 - 7 % Excellent Control 7 - 8 % Good Control 8 - 10 % Unsatisfactory Control >10 % Poor Control	Immuno-Turbidometry method
-Method[]	High Performance Liquid Chromatography (HPLC)		

**Revival Diagnostics**  
401-Aqua Corridor,  
Beside Star Bazar, Adajan,  
Surat-395009. Mo. 9825947717

**Dr. Shivangi Gandhi**  
M.B.B.S, M.D (Pathology)

0261-2747788, 98259 47712

4th Floor, Aqua Corridor, Hazira Road, Adajan Pal, Surat - 395009.

revivaldiagnostics.surat@gmail.com

www.revivaldiagnostics.com



# REVIVAL DIAGNOSTICS

Name	<b>KHUSHBU PRANAY THAKKAR</b>	Age/Gender	<b>31Yrs/Female</b>
Reg No.	<b>2436/24</b>	Receipt No	<b>18467</b>
Referred By	<b>Bank of Baroda (BOB) - MEDI WHEEL()</b>	Mode of Payment	<b>CREDIT</b>
Collection Type	<b>CENTER</b>	Collection DateTime	<b>11-Mar-2024 09:35 AM</b>

**Total T3 T4 TSH** - 110324127 Released at 11-Mar-2024 01:52 PM

Parameter	Result	Biological Ref.Range	Method
-Total T3	1.39 ng/ml	(0.87 - 1.78 ng/ml)	Fluorescence Enzyme Immunoassay
-Total T4	9.14 ug/dl	(4.6 - 11 ug/dl)	Fluorescence Enzyme Immunoassay
-TSH	1.71 uIU/ml	0.50 - 5.50 uIU/ml 5.5 to 15 uIU/ml - Suggested Clinical co-relation or Repeat test with new sample as physiological factors can give falsely high TSH Above 15uIU/ml Hypothyroid PREGNANT WOMEN normal ranges for TSH: 1st Trimester : 0.0878 - 2.8293 uIU/ml 2nd Trimester : 0.1998 - 2.7915 uIU/ml 3rd Trimester : 0.307 - 2.9028 uIU/ml Ref: TIETZ Fundamentals of Clinical Chemistry	Fluorescence Enzyme Immunoassay

[Test performed on Fully Automated Immunology Analyzer Maglumi-600]

## Revival Diagnostics

401-Aqua Corridor,  
Beside Star Bazar, Adajan,  
Surat-395009. Mo. 9825947717

Dr. Shivangi Gandhi  
M.B.B.S, M.D (Pathology)

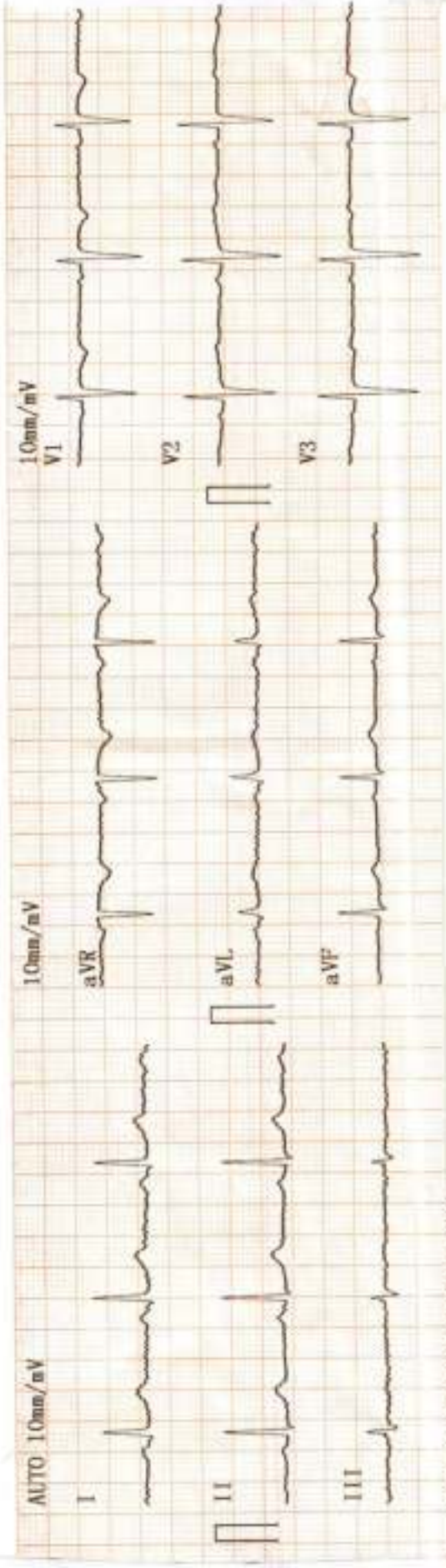
0261-2747788, 98259 47712

4th Floor, Aqua Corridor, Hazira Road, Adajan Pal, Surat - 395009.

revivaldiagnostics.surat@gmail.com

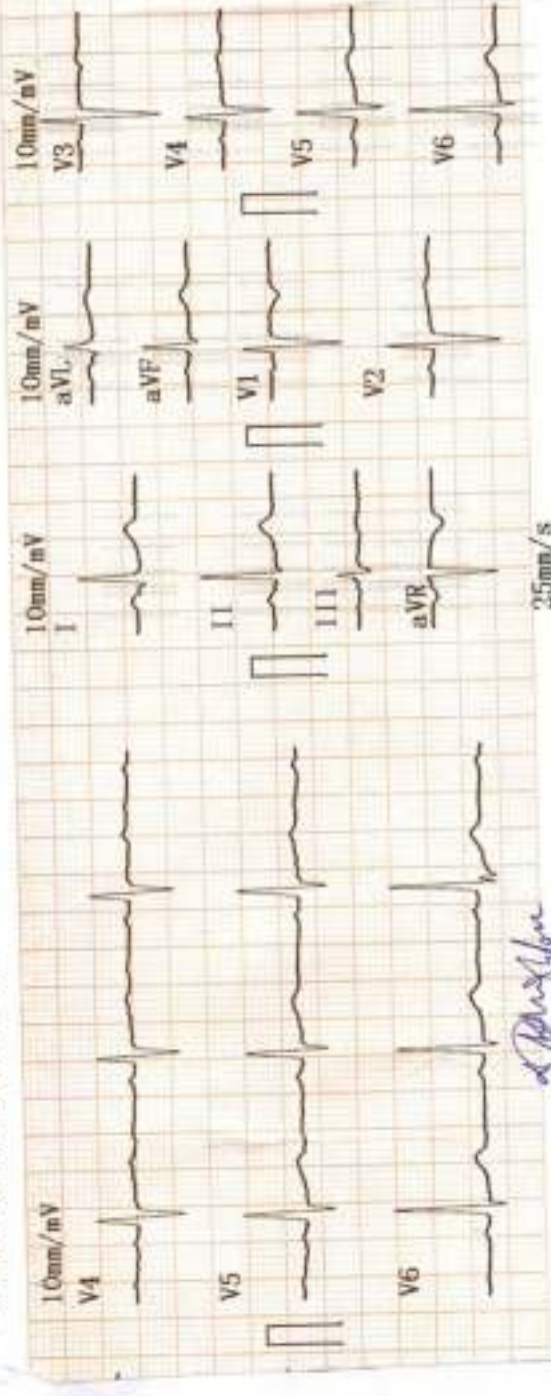
www.revivaldiagnostics.com





25mm/s AC50Hz + EMC35Hz + DFT

2024-03-11 09:58  
 ID :  
 Name : Klaushby  
 Sex : Female  
 Height :  
 SYS :  
 DIA :  
 HR : 68 bpm  
 PR Interval : 160 ms  
 P Duration : 120 ms  
 QRS Duration : 81 ms  
 T Duration : 166 ms  
 QT/QTc : 382/406 ms  
 P/QRS/T Axis : 23.9/33.8/28.9 deg  
 R (V5)/S (V1) : 0.80/0.93 mV  
 R (V5)+S (V1) : 1.72 mV



*Dr. Aditya Bora*

**Revival Diagnostics**  
 401-Aqua Corridor,  
 Beside Star Bazar, Adajan,  
 Surat-395009. Mo. 9825947712

**DR. ADITYA BORA**  
 MBBS, DNB, PGCC  
 PHYSICIAN & CLINICAL CARDIOLOGIST  
 G-54906

# REVIVAL DIAGNOSTICS




Name	KHUSHBU PRANAY THAKKAR	Age/Gender	31Yrs/Female
Reg No.	2436/24	Receipt No	18467
Referred By	Bank of Baroda (BOB) - MEDI WHEEL()	Mode of Payment	CREDIT
Collection Type	CENTER	Collection DateTime	11-Mar-2024 09:09 AM

## ECG

1. The rhythm is sinus.
2. Heart rate is 68 beats per minute.
3. Normal P,QRS,T wave axis.
4. Normal PR,QRS,Q.T. Duration.
5. No pathological q wave or ST-T changes seen.
6. No evidence of chamber hypertrophy or enlargement seen.

IMPRESSION : ECG WITHIN NORMAL LIMITS

**Revival Diagnostics**  
401-Aqua Corridor,  
Beside Star Bazar, Adajan,  
Surat-395009. Mo. 9825947712

  
**DR. ADITYA S. BORA** Signature  
MBBS, DNB, PGCC  
PHYSICIAN & CLINICAL CARDIOLOGIST  
G-54906

Laboratory Test Result are Subject to technical limitation and should be clinically correlate for final diagnosis

4th Floor, Aqua Corridor, Hazira Road, Adajan Pal, Surat-395009.

0261 2747788, 9825947712 revivaldiagnostics.surat@gmail.com www.revivaldiagnostics.com

This medical report is not intended for medico-legal purposes.



**REVAL DIAGNOSTIC**

**Summary**

**4 TH FLOOR AQUA CORRIDORE, NEAR STAR BAZAR, ADAJAN, SURAT**

896/KHUSHSBU PRANAY THAKKAR 31 Yrs/Female 83 Kg/158 Cms

Date: 11-Mar-2024 12:33:05 PM

Ref By: MEDI WHEEL

Protocol: BRUCE

Objective: NIL

Stage	StageTime (Min:Sec)	PhaseTime (Min:Sec)	Speed (kmph)	Grade (%)	METS	H.R. (bpm)	B.P. (mmHg)	R.P.P. (x100)	PVC	Comments
Supine					1.0	79	110/70	86	-	
Standing					1.0	78	110/70	85	-	
HV					1.0	88	110/70	96	-	
ExStart					1.0	79	110/70	86	-	
Stage 1	3:00	3:01	2.7	10.0	4.6	136	110/70	149	-	
Stage 2	3:00	6:01	4.0	12.0	7.0	168	130/80	218	-	
PeakEx	0:09	6:10	5.5	14.0	7.2	164	130/80	213	-	
Recovery	1:00		0.0	0.0	1.1	134	140/80	187	-	
Recovery	2:00		0.0	0.0	1.0	108	130/80	140	-	
Recovery	3:00		0.0	0.0	1.0	116	120/80	139	-	
Recovery	3:09		0.0	0.0	1.0	107	120/80	128	-	

Medication : NIL  
 History : NIL  
 Test End Reason : Test Complete

*[Signature]*

**Findings :**

The patient exercised according to BRUCE for 6:10, achieving a work level of Max METS:7.2. Resting heart rate initially 79 bpm, rose to a max. heart rate of 168 bpm which represents 89% of maximum age predicted heart rate. Resting blood pressure 110/70 mmHg, rose to a maximum blood pressure of 130/80 mmHg. The exercise stress test was stopped due to Test Complete

**Parameters :**

Exercise Time : 6:10 minutes  
 Max HR attained : 168 bpm 89% of Max Predictable HR 189  
 Max BP : 130/80(mmHg)  
 Workload attained : 7.2 (Fair Effort Tolerance )  
 No significant ST segment changes noted during exercise or recovery.  
 No Angina/Arrhythmia/S3/murmur  
 Final Impression : Test is negative for inducible ischaemia.

**Advice/Comments:**

**R. ADITYA S. BORA**  
 MBBS, DNB, PGDIP  
 PHYSICIAN & CLINICAL CARDIOLOGIST  
 G-54906

**Revival Diagnostic**  
 401, Aqua Corridor,  
 El's, Star Bazar, Surat-395009  
 MO. 91062-28601





REVEAL DIAGNOSTIC

4 TH FLOOR AQUA CORRIDORE, NEAR STAR BAZAR, ADAJAN, SURAT

896/KHUSHBU PEANAY THAKKAR  
31 Yrs/Female  
83 Kg/158 Cms  
Date: 11-Mar-2024 12:33:05 PM

12 Lead + Comparison

HR: 78 bpm  
METS: 1.0  
BP: 110/70

MPHR: 41% of 189  
Speed: 0.0 kmph  
Grade: 0.0%

Raw ECG  
BRUCE  
1.0-100/Hz

Ex Time 00:32  
RLC :On  
Notch :On

SUPINE  
10.0 mm/mV  
25 mm/Sec.



Baseline

Current



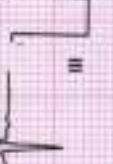
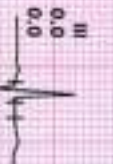
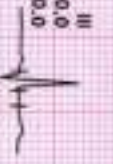
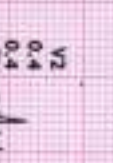

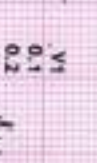
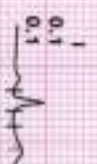
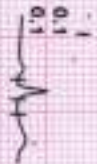
Stem Post J

Current Raw Rhythm

Baseline

Current

Current Raw Rhythm





REVAL DIAGNOSTIC

4 TH FLOOR AQUA CORRIDORE, NEAR STAR BAZAR, ADAJAN, SURAT

896/JOYSHIBU PRANAV THAKKAR

31 Yrs/Female

83 Kg/158 Cms

Date: 11-Mar-2024 12:33:05 PM

12 Lead + Comparison

HR: 80 bpm

METS: 1.0

BP: 110/70

MPHR: 42% of 189

Speed: 0.0 kmph

Grade: 0.0%

Raw ECG

BRUCE

(1.0-100)Hz

Ex Time 00:44

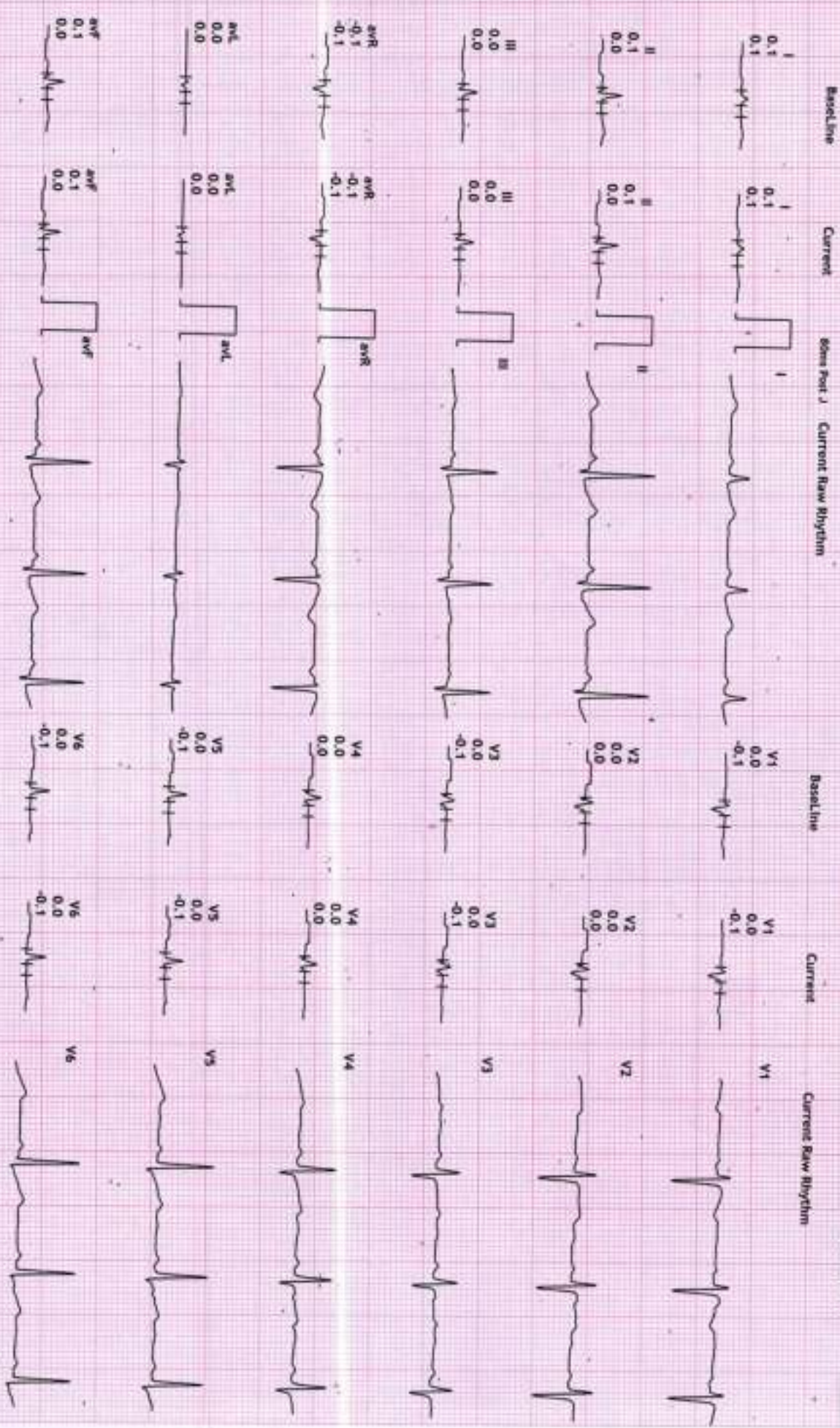
BLC :On

Notch :On

STANDING

10.0 mm/mV

25 mm/Sec.





REVIVAL DIAGNOSTIC

4 TH FLOOR AQUA CORRIDORE, NEAR STAR BAZAR, ADAJAN, SURAT

896/KGUSHIBU PRANAY THAKKAR  
31 Yrs/Female  
83 Kg/158 Cms  
Date: 11-Mar-2024 12:33:05 PM

HR: 83 bpm  
METS: 1.0  
BP: 110/70

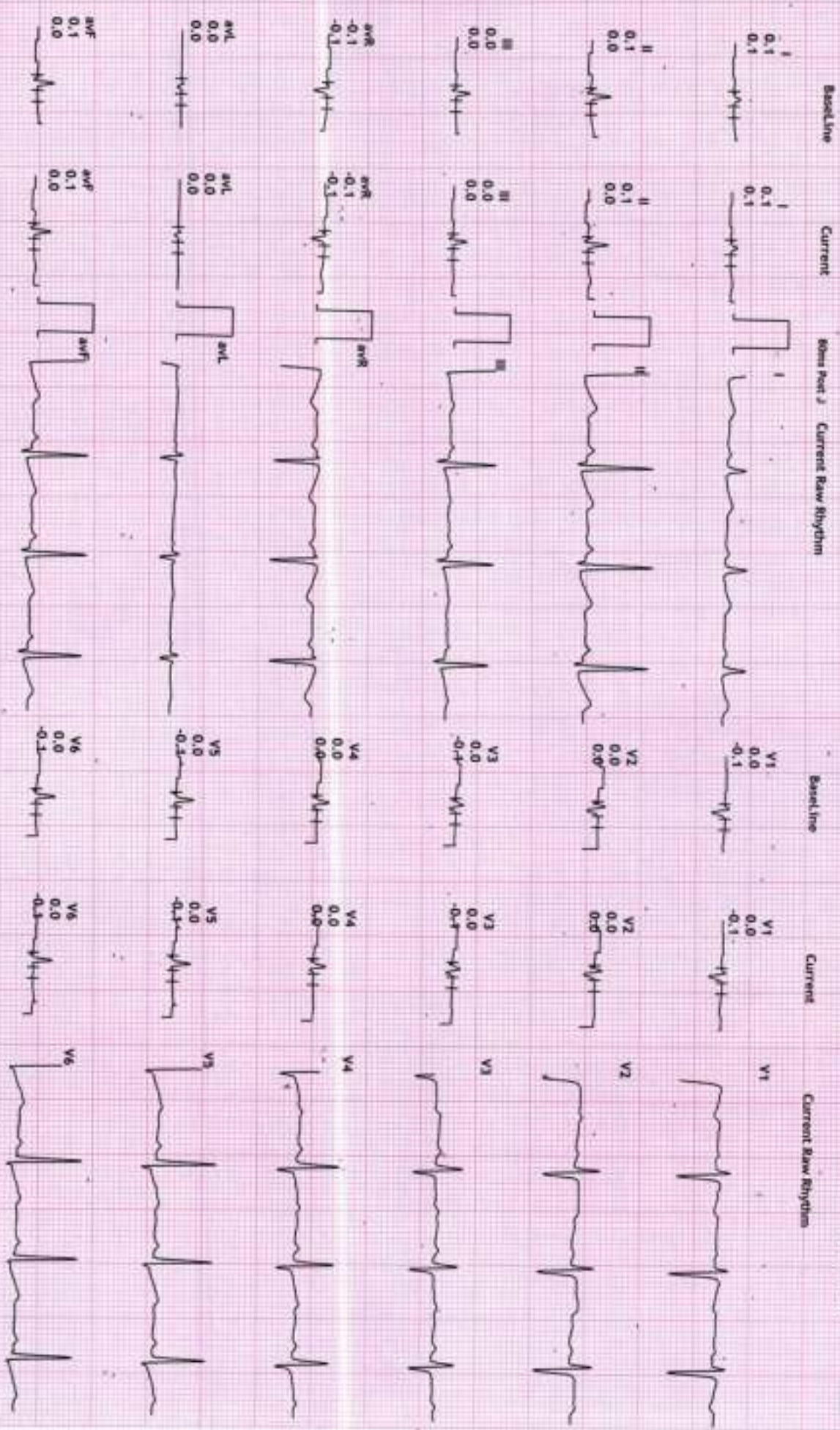
MPHR: 43% of 189  
Speed: 0.0 kmph  
Grade: 0.0%

Raw ECG  
BRUCE  
11.0-100/Hz

Ex Time 00:55  
BLC :On  
Notch :On

HV  
10.0 mm/mV  
25 mm/Sec.

12 Lead + Comparison





REVIVAL DIAGNOSTIC

4 TH FLOOR AQUA CORRIDORE, NEAR STAR BAZAR, ADAJAN, SURAT

896/HUSHBU PRANAV THAKKAR  
31 Yrs/Female  
83 Kg/158 Cms

Date: 11-Mar-2024 12:33:05 PM

12 Lead + Comparison

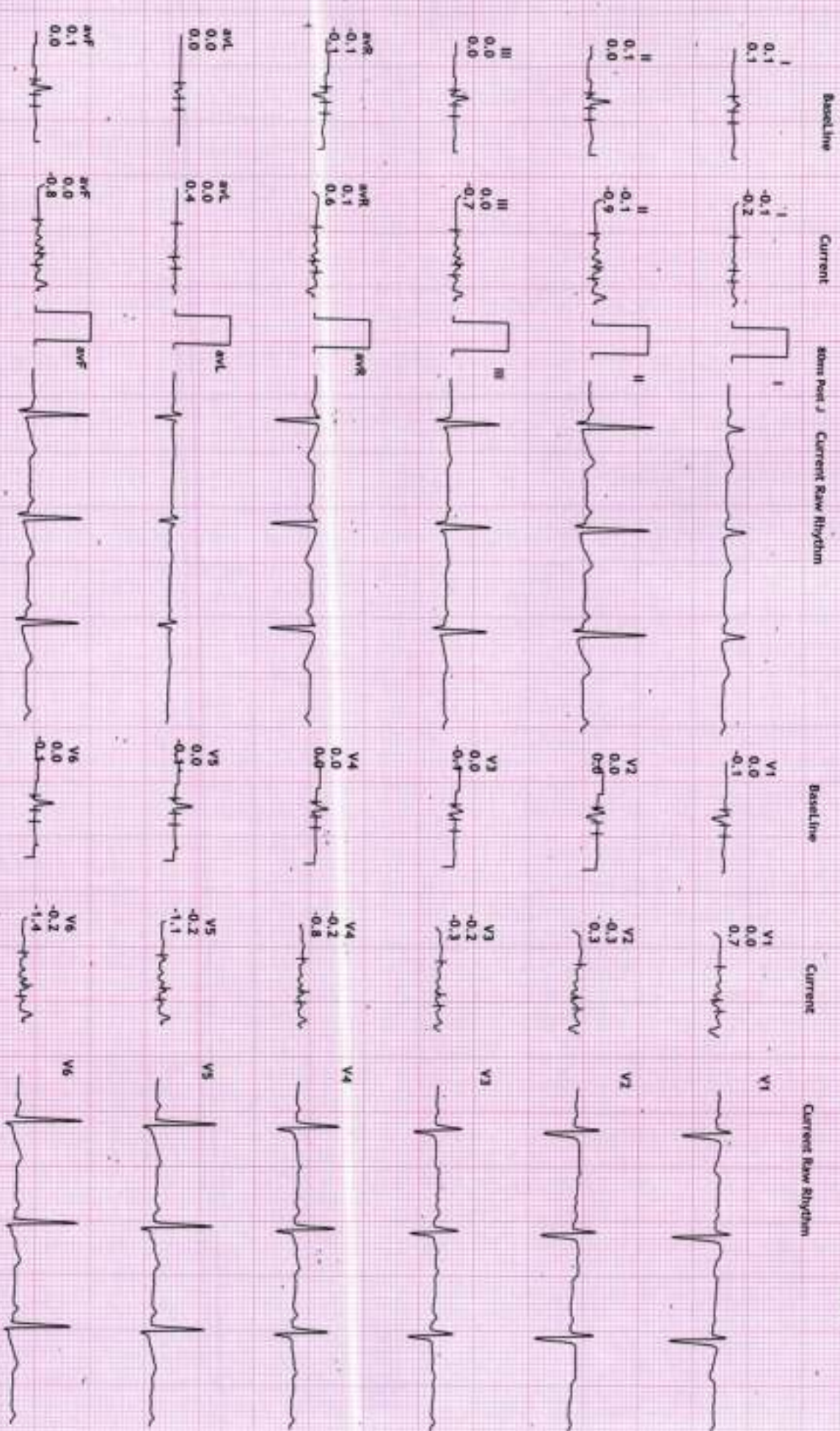
HR: 80 bpm  
METs: 1.0  
BP: 110/70

MPHR: 42% of 189  
Speed: 0.0 kmph  
Grade: 0.0%

Raw ECG  
BRUCE  
(1.0-100)Hz

Ex Time 00:00  
BLC :On  
Notch :On

ExStt  
10.0 mm/mV  
25 mm/Sec.





REVIVAL DIAGNOSTIC

4 TH FLOOR AQUA CORRIDORE, NEAR STAR BAZAR, ADAJAN, SURAT

896/KHUSHBU PRANAY THAKKAR

31 Yrs/Female

83 Kg/158 Cms

Date: 11-Mar-2024 12:33:05 PM

12 Lead + Comparison

HR: 136 bpm

METS: 4.6

BP: 110/70

MPHR: 71% of 189

Speed: 2.7 kmph

Grade: 10.0%

Raw ECG

BRUCE

(1.0-100)Hz

Ek Time 03:00

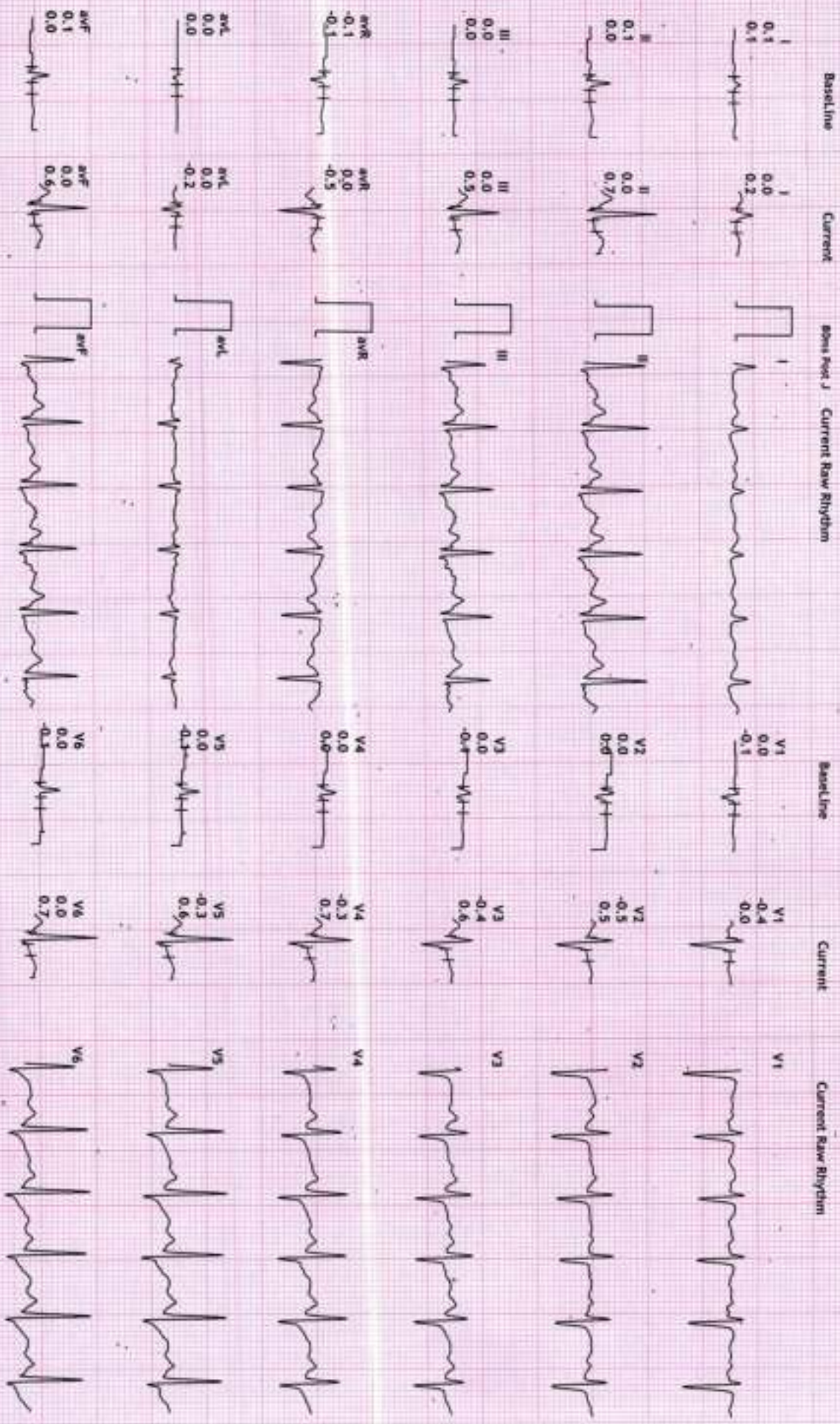
BLC :On

Match :On

Stage 1 ( 03:00

10.0 mm/mv

25 mm/Sec.





REVAL DIAGNOSTIC

4 TH FLOOR AQUA CORRIDORE, NEAR STAR BAZAR, ADAJAN, SURAT

896/KHUSHBU PRANAY THAKKAR

31 Yrs/Female

83 Kg/158 Cms

Date: 11-Mar-2024 12:33:05 PM

12 Lead + Comparison

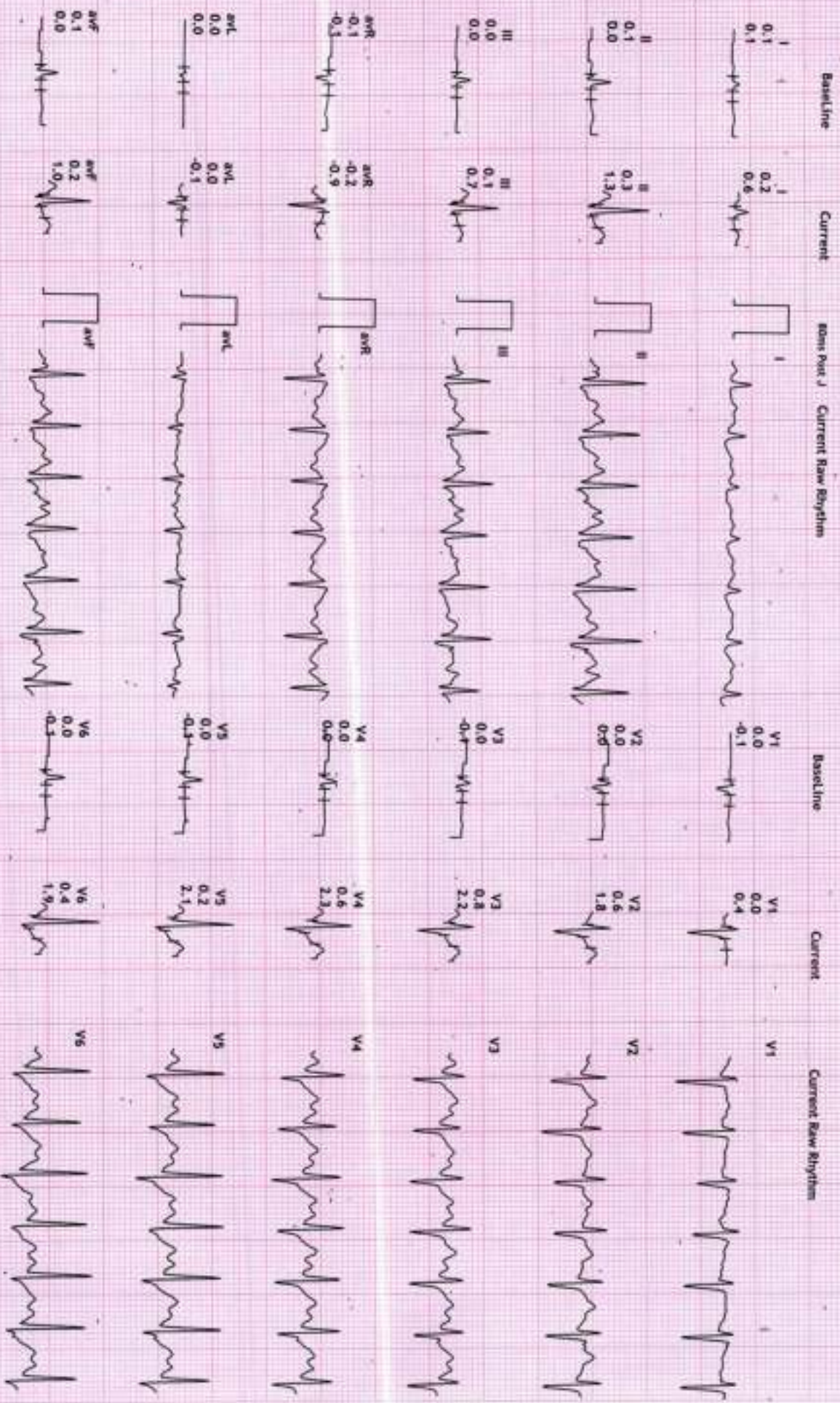
HR: 168 bpm  
METTS: 7.0  
BP: 130/80

MPHR: 85% of 189  
Speed: 4.0 kmph  
Grade: 12.0%

Raw ECG  
BRUCE  
(1.0-100)Hz

Ex Time 06:00  
BLC :On  
Notch :On

Stage 2 ( 03:00  
10.0 mm/mV  
25 mm/Sec.





REVAL DIAGNOSTIC

4 TH FLOOR AQUA CORRIDORE, NEAR STAR BAZAR ,ADAJAN ,SURAT

896/KNUSHIBU PRANAY THAKKAR

31 Yrs/Female

83 Kg/158 Cms

Date: 11-Mar-2024 12:33:05 PM

12 Lead + Comparison

HR: 164 bpm

METS: 7.2

BP: 130/80

MPHR: 86% of 189

Speed: 5.5 kmph

Grade: 14.0%

Raw ECG

BRUCE

(1.0-100)Hz

Ex Time 06:09

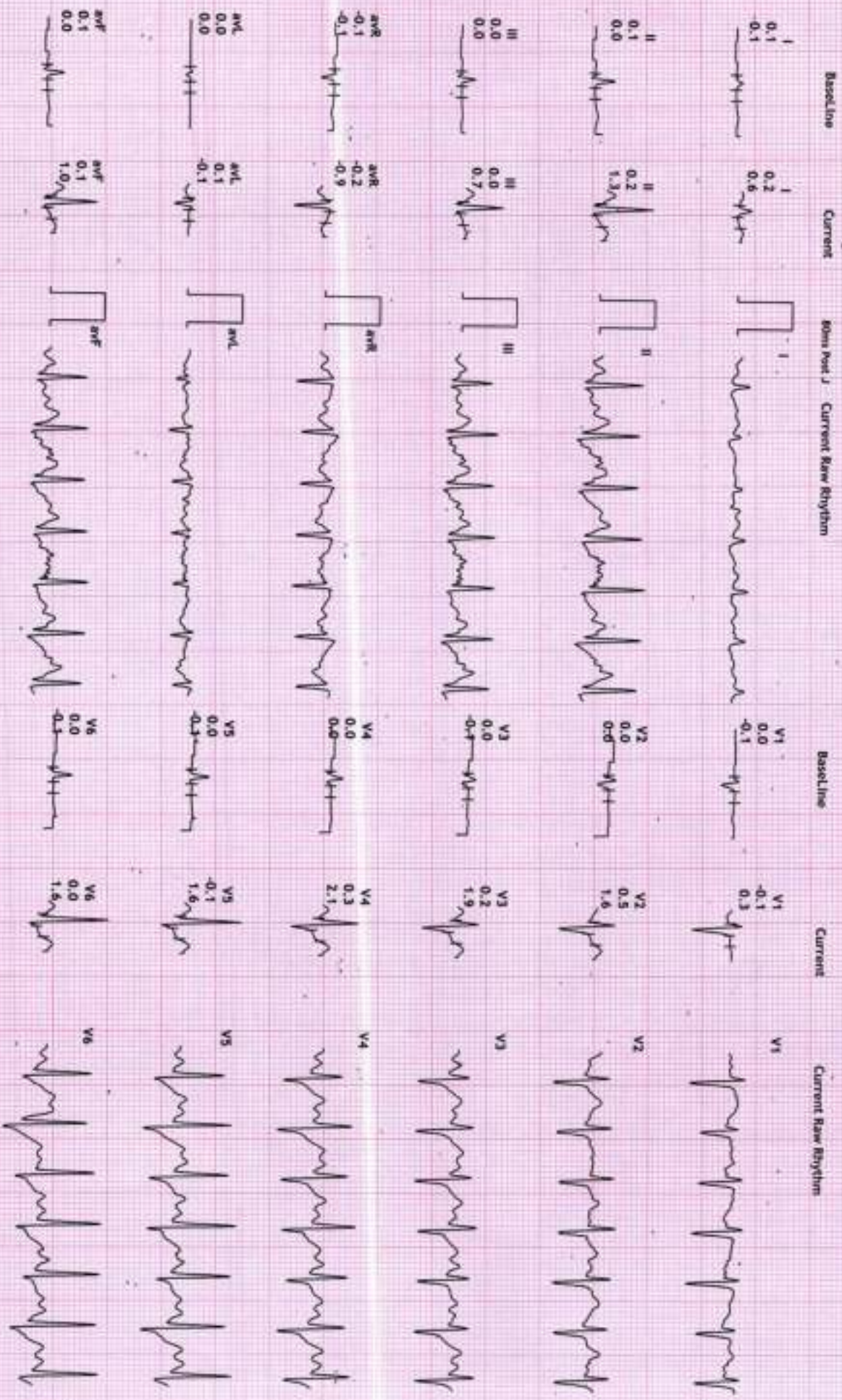
BLC :On

Modch :On

PeakEX

10.0 mm/mV

25 mm/Sec.





REVIIVAL DIAGNOSTIC

4 TH FLOOR AQUA CORRIDORE, NEAR STAR BAZAR, ADAJAN, SURAT

896/KHUSHBU PRANAY THAKKAR  
31 Yrs/Female  
83 Kg/158 Cms

Date: 11-Mar-2024 12:33:05 PM

12 Lead + Comparison

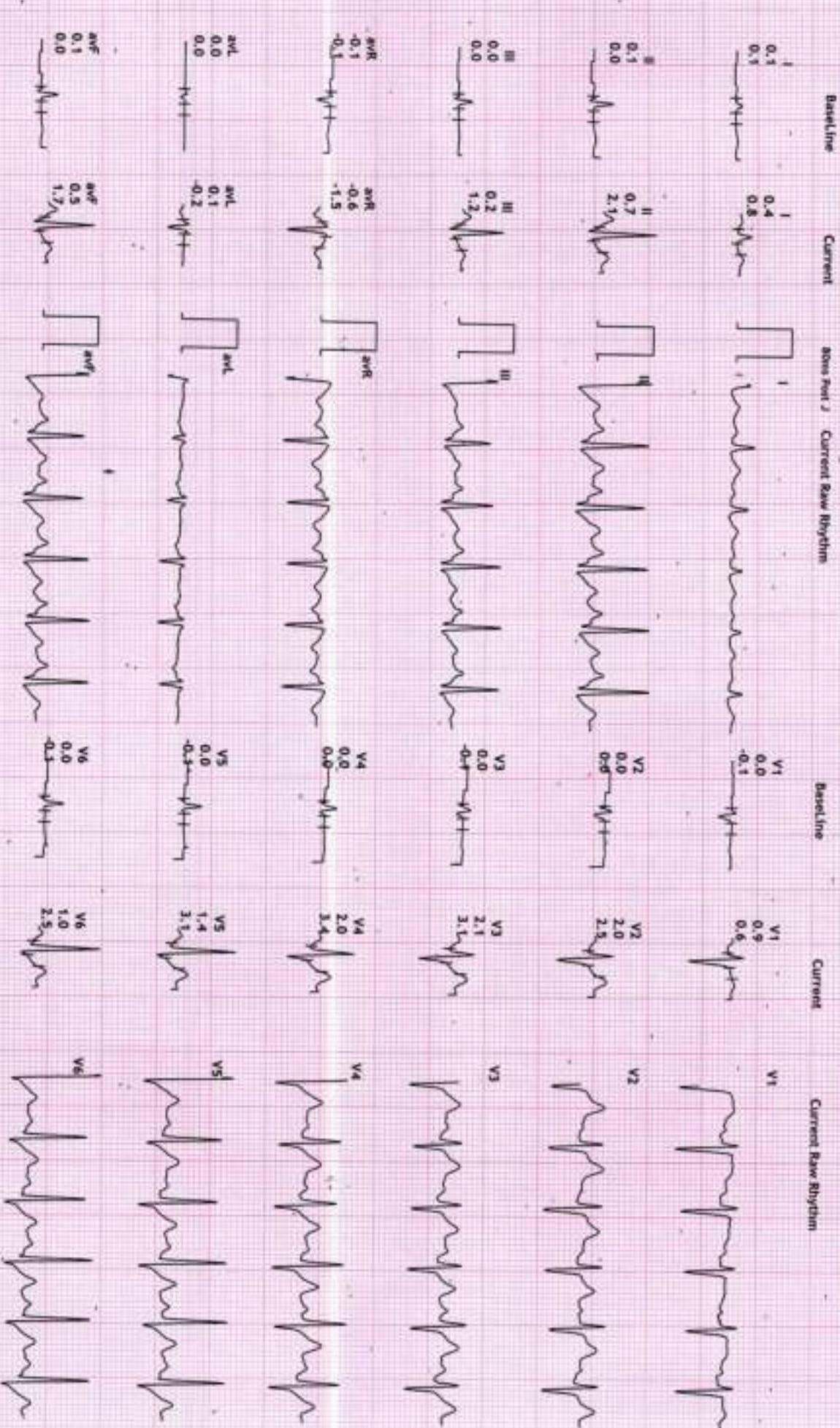
HR: 134 bpm  
METTS: 1.0  
BP: 140/80

MPHR: 70% of 189  
Speed: 0.0 kmph  
Grade: 0.0%

Raw ECG  
BRUCE  
(1.0-100)Hz

Ex Time 06:09  
BLC :On  
Notch :On

Recovery : ( 01  
10.0 mm/mv  
25 mm/Sec.





REVAL DIAGNOSTIC

4 TH FLOOR AQUA CORRIDORE, NEAR STAR BAZAR, ADAJAN, SURAT

896/KHUSHBU PRANAV THAKKAR

31 Yrs/Female

83 Kg/158 Cms

Date: 11-Mar-2024 12:33:05 PM

12 Lead + Comparison

HR: 108 bpm

MEETS: 1.0

BP: 130/80

MPHR: 57% of 189

Speed: 0.0 kmph

Grade: 0.0%

Raw ECG

BRUCE

(1.0-100)Hz

Ex Time 06:09

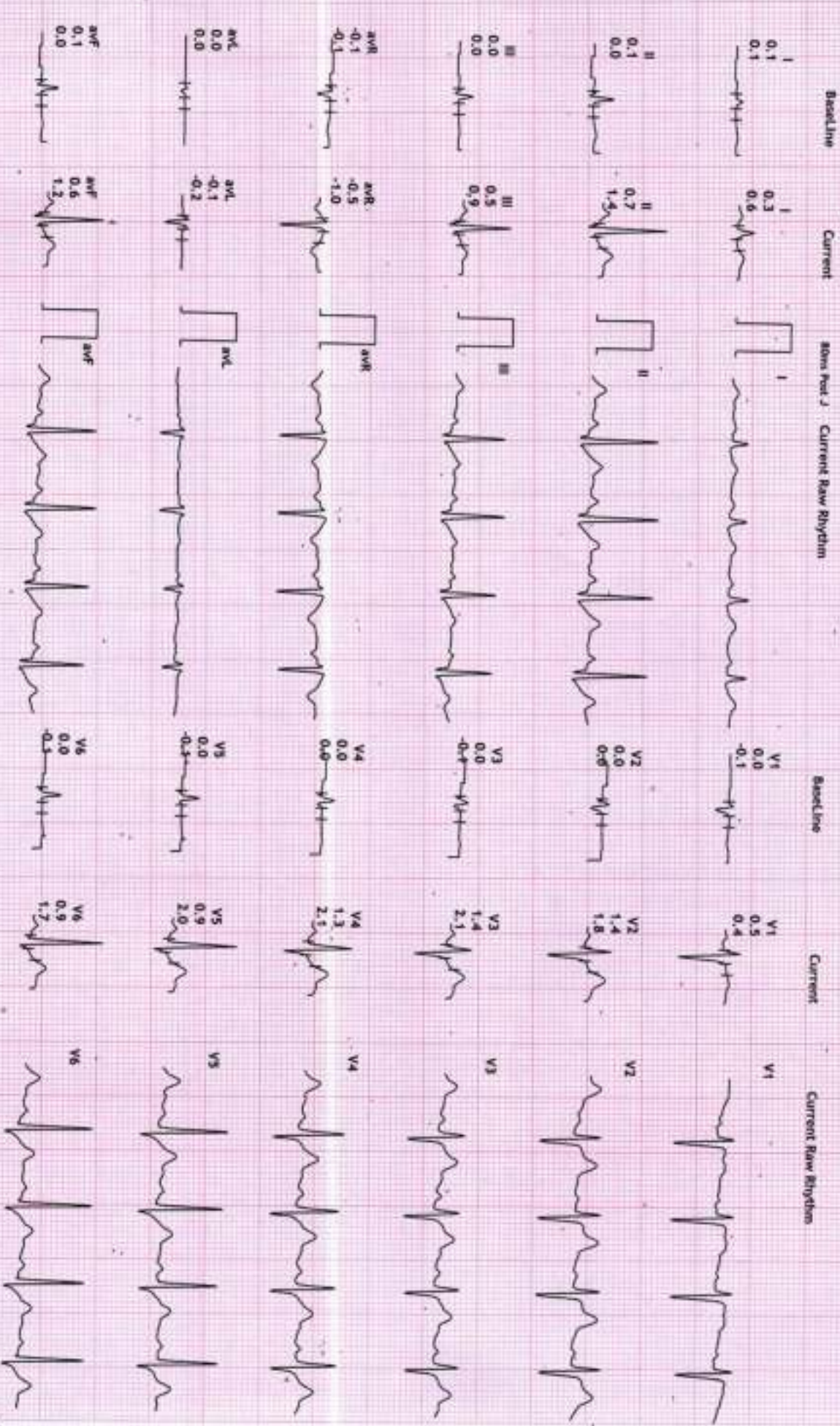
BLC :On

Match :On

Recovery : ( 02

10.0 mm/mV

25 mm/Sec.





REVIVAL DIAGNOSTIC

4 TH FLOOR AQUA CORRIDORE, NEAR STAR BAZAR, ADALJAN, SURAT

696/KHUSHBU PRANAY THAKKAR  
31 Yrs/Female  
83 Kg/158 Cms

Date: 11-Mar-2024 12:33:05 PM

12 Lead + Comparison

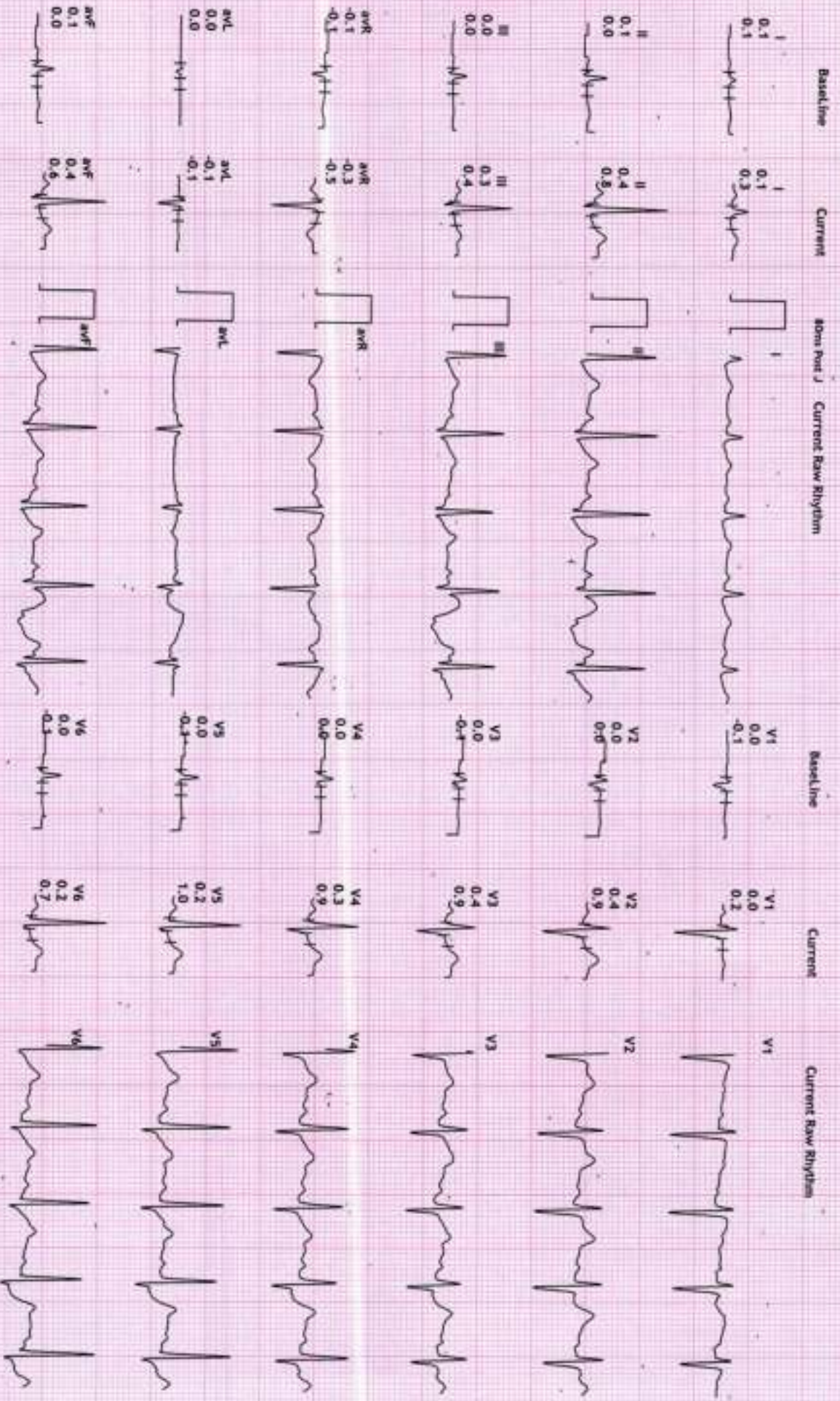
HR: 116 bpm  
METs: 1.0  
BP: 120/80

MPHR: 61% of 189  
Speed: 0.0 kmph  
Grade: 0.0%

Raw ECG  
BRUCE  
(1.0-100)Hz

Ex Time 06:09  
RLC : On  
Notch : On

Recovery : ( 03  
10.0 mm/mv  
25 mm/Sec.







# REVIVAL

## DIAGNOSTICS

Name	<b>KHUSHBU PRANAY THAKKAR</b>	Age/Gender	<b>31Yrs/Female</b>
Reg No.	<b>2436/24</b>	Receipt No	<b>18467</b>
Referred By	<b>Bank of Baroda (BOB) - MEDI WHEEL()</b>	Mode of Payment	<b>CREDIT</b>
Collection Type	<b>CENTER</b>	Collection DateTime	<b>11-Mar-2024 09:09 AM</b>

### USG OF ABDOMEN & PELVIS

#### LIVER:

Liver is normal in size, shape and echotexture.  
No evidence of focal SOL or dilatation of IHBR seen.  
Portahepatis appear normal.

#### GALLBLADDER:

Gallbladder is distended and appears normal.  
No e/o calculus, mass lesion or changes of cholecystitis seen.

#### PANCREAS:

Pancreas appears normal in size, shape and echotexture.  
No e/o focal lesion, mass or changes of pancreatitis seen.

#### SPLEEN:

Spleen appears normal in size, shape and echotexture.

#### PARAAORTIC REGION:

Aorta grossly appears normal. No e/o paraaortic lymphnodes seen.

#### KIDNEYS:

Both kidneys appear normal in size, shape, position and echotexture.  
Cortex and collecting system of both kidneys appear normal.  
No evidence of calculus or obstructive uropathy on either side.

#### URINARY BLADDER:

Bladder is distended and appears normal.  
No calculus, mass lesion or changes of cystitis is seen.

#### UTERUS:

Retroverted, Normal in size, shape and echotexture with empty central uterine cavity.  
Cervix appears normal.  
No e/o focal SOL. Endometrial thickness is normal.

#### OVARIES:

**left ovarian hemorrhagic cyst - 35 x 31 mm**  
Both adnexal region appear normal.  
No e/o adnexal mass lesion seen on either side.  
No evidence of free fluid seen in pelvis.

#### COMMENTS:

**left ovarian hemorrhagic cyst - 35 x 31 mm**

**Dr. Chirag K. Patel**

MBBS-DMPD

Reg. No. G-23509

**Revival Diagnostic**

4th Floor, Aqua Corridor  
Nr. Star Bazar, Hazira Main Road,  
Adajan, Surat - 395009  
Mo. 97266 726683

revivaldiagnostics@gmail.com

www.revivaldiagnostics.com

0261-2747788, 98259 47712

4th Floor, Aqua Corridor, Hazira Road, Adajan Pal, Surat - 395009.