


Patient Name : MRS. SHILPI KUMARI
 Age / Sex : 37Y/Female
 IP/Reg.No/UHID : Reg-13025 /UHID13025
 Lab No : LA24008010
 Referred By : Dr.SAMANVAY HOSPITAL
 Bedcategory/Bed :
 Mobile No : 8758137674
 UHID : UHID13025
 Consultant : Mr. Samanvay Hospital
 Sponsor : **MEDIWHEEL**
 ABHA Address :
 Barcode No. : **33511,33512,33513,33514,33515**

Bill No : OPB/1/24/8232
 Sample Collected : Sep 14 2024 4:12PM
 Sample Received : Sep 14 2024 4:12PM
 Report On : Sep 14 2024 4:41PM
 Bill Creation Date : Sep 14 2024 4:11PM
 Bar Code : 
 Reg No : Reg-13025
 IPNo :
 Passport No. :
 Verified On : **Sep 14 2024 6:00PM**
 ABHA Num :


| Test Name | Results | Units | Biological Reference |
|---------------------------------------|-------------|-----------|----------------------|
| MICRO | | | |
| URINE ANALYSIS | | | |
| PHYSICAL EXAMINATION | | | |
| VOLUME | 30 ML | | |
| COLOUR | PALE YELLOW | | |
| APPEARANCE | CLEAR | | |
| CHEMICAL EXAMINATION | | | |
| PH | 6.0 | | 4.5 - 8.0 |
| SPECIFIC GRAVITY | 1.020 | | 1.000 - 1.030 |
| PROTEIN | Negative | | |
| GLUCOSE | Negative | | |
| KETONE | Negative | | |
| BLOOD | Negative | | |
| UROBILINOGEN | Negative | | |
| BILE PIGMENTS | Negative | | |
| BILE SALT | Negative | | |
| NITRITE | Negative | | |
| LEUKOCYTE ESTERASE | Negative | | |
| MICROSCOPIC EXAMINATION | | | |
| PUS CELLS | 1--2 | CELLS/HPF | 0 - 5 |
| RBC | NIL | RBC'S/HPF | 0 - 2 |
| EPITHELIAL CELLS | 2--3 | OCC/HPF | 0 - 5 |
| CASTS | NIL | | |
| CRYSTALS | NIL | | |
| HPLC | | | |
| HBA1C/ GLYOCO HB | | | |
| GLYCOCYLATED HAEMOGLOBIN(HBA1C)(HPLC) | 5.1 | % | 4.0 - 6.0 |



Dr. Sweta Patel
 MD (Pathology)
 Verified By

Mrs. Neena Ravi Patel
 Prepared by

Patient Name : MRS. SHILPI KUMARI
Age / Sex : 37Y/Female
IP/Reg.No/UHID : Reg-13025 /UHID13025
Lab No : LA24008010
Referred By : Dr.SAMANVAY HOSPITAL
Bedcategory/Bed :
Mobile No : 8758137674
UHID : UHID13025
Consultant : Mr. Samanvay Hospital
Sponsor : **MEDIWHEEL**
ABHA Address :
Barcode No. : **33511,33512,33513,33514,33515**

Bill No : OPB/1/24/8232
Sample Collected : Sep 14 2024 4:12PM
Sample Received : Sep 14 2024 4:12PM
Report On : Sep 14 2024 4:41PM
Bill Creation Date : Sep 14 2024 4:11PM
Bar Code : 
Reg No : Reg-13025
IPNo :
Passport No. :
Verified On : **Sep 14 2024 6:00PM**
ABHA Num :

| Test Name | Results | Units | Biological Reference |
|-----------|---------|-------|----------------------|
|-----------|---------|-------|----------------------|

| | | | |
|--|--------|-------|---|
| AVERAGE BLOOD SUGAR | 99.67 | mg/dl | 0 - 140.0 |
| BIOCHEMISTRY | | | |
| LIPID PROFILE | | | |
| CHOLESTROL (TOTAL)(CHOD-PAP) | 149.0 | mg/dl | 0.0 - 200.0 Desirable blood cholesterol : <200 mg/dl Borderline high blood cholesterol : 200-239 mg/dl High blood cholesterol : >239 mg/dl |
| TRIGLYCERIDE(GPO-METHOD) | 67.0 | mg/dl | 0 - 161.0 NORMAL : <161 MG/DL HIGH : 161-199 MG/DL HYPERTRIGLYCERIDEMIC : 200-499 MG/DL |
| HDL CHOLESTEROL(DIRECT METHOD) | 49.7 | mg/dl | 42.0 - 88.0 |
| CHOLESTROL (TOTAL)/HDL RATIO(CALCULATED) | ↓ 3.00 | | 3.30 - 4.40 |
| VLDL | 13.40 | | 0 - 30.0 |
| LDL CHOLESTEROL(CALCULATED) | 99.3 | | 0 - 130.0 |
| CREATININE (BLOOD)(ENZYMATIC) | 0.60 | mg/dl | 0.6 - 1.1 |
| UREA(UREASE-GLDH) | ↓ 12.1 | mg/dl | 21.0 - 43.0 |
| BUN(UREASE-GLDH) | 5.65 | mg/dl | 5.0 - 21.0 |
| URIC ACID | 4.7 | mg/dl | 2.6 - 6.0 |
| BUN CREATININE RATIO(CALCULATED) | ↓ 9.41 | mg/dl | 10.0 - 20 |
| LIVER FUNCTION TEST | | | |
| BILIRUBIN-TOTAL(DIAZO) | 0.81 | mg/dl | 0.00 - 2.0 |
| BILIRUBIN-DIRECT(DIAZO) | 0.34 | mg/dl | 0.00 - 0.4 |
| BILIRUBIN-INDIRECT(DIAZO) | 0.47 | mg/dl | 0.00 - 1.10 |
| SGOT(IFCC WITHOUT PYRIDOXAL PHOSPHATE) | ↑ 43.3 | U/L | 0 - 31 |




Dr. Sweta Patel
MD (Pathology)
Verified By

Mrs. Neena Ravi Patel

Prepared by

Nr. St. Kabir School, Opp. Raneshwar Temple, Vasna Road, Vadodara-15

Patient Name : MRS. SHILPI KUMARI
Age / Sex : 37Y/Female
IP/Reg.No/UHID : Reg-13025 /UHID13025
Lab No : LA24008010
Referred By : Dr.SAMANVAY HOSPITAL
Bedcategory/Bed :
Mobile No : 8758137674
UHID : UHID13025
Consultant : Mr. Samanvay Hospital
Sponsor : **MEDIWHEEL**
ABHA Address :
Barcode No. : **33511,33512,33513,33514,33515**

Bill No : OPB/1/24/8232
Sample Collected : Sep 14 2024 4:12PM
Sample Received : Sep 14 2024 4:12PM
Report On : Sep 14 2024 4:41PM
Bill Creation Date : Sep 14 2024 4:11PM
Bar Code : 
Reg No : Reg-13025
IPNo :
Passport No. :
Verified On : **Sep 14 2024 6:00PM**
ABHA Num :

| Test Name | Results | Units | Biological Reference |
|-----------|---------|-------|----------------------|
|-----------|---------|-------|----------------------|

| | | | |
|---|--------|-------|------------|
| SGPT(IFCC WITHOUT PYRIDOXAL PHOSPHATE) | ↑ 41.1 | U/mL | 0 - 34 |
| ALKALINE PHOSPHATASE(ALKP04)* (AMP-METHOD) | 105.0 | U/L | 42 - 141 |
| PROTEIN (SERUM)(BIURET) | 6.49 | g/dl | 6.4 - 8.3 |
| ALBUMIN(BCG) | 4.33 | g/dl | 3.5 - 5.2 |
| GLOBULIN(CALCULATED) | ↓ 2.16 | g/dl | 2.3 - 3.7 |
| A/G RATIO(CALCULATED) | 2.00 | Ratio | 1.0 - 2.0 |
| GAMMA GT(GLUPA C METHOD) | 34.0 | U/L | 0.0 - 58.0 |

POST BLOOD GLUCOSE(PP2)

| | | | |
|----------------------------|-------|-------|--------------|
| PP2 BLOOD GLUCOSE(GOD-POD) | 102.5 | mg/dl | 70.0 - 140.0 |
| PP2 URINE GLUCOSE | NIL | | |

IMMUNOLOGY

T3 T4 TSH

| | | | |
|------------------------------------|------|--------|-------------|
| TOTAL T3(CHEMILUMINESCENCE / CLIA) | 1.60 | ng/ml | 0.19 - 6.51 |
| TOTAL T4(CHEMILUMINESCENCE / CLIA) | 12.5 | ug/dl | 4.5 - 12.7 |
| TSH(CHEMILUMINESCENCE / CLIA) | 4.30 | μIU/mL | 0.35 - 4.78 |

Interpretation : 1. TSH results between 4.5 to 15.0 show considerable physiologic and seasonal variation, suggest clinical correlation or repeat testing with fresh sample.
2.TSH results between 0.1 to 0.45 requires correlation with patient age and clinical symptoms. As with increasing age, there are marked changes in thyroid hormone production, metabolism and its action resulting in an increase prevalence of sub-clinical thyroid disease.
3. TSH values may be transiently altered because of non- thyroidal illness like severe infections, liver diseases, renal and heart failure, severe burns, trauma and surgery etc.
4.Drugs that decreased TSH values e.g. L-dopa, glucocorticoid. Drugs that increase TSH values e.g .Iodine, Lithium and amiodarone.

CYTOLOGY

PAP SMEAR CYTOLOGY

SPECIMEN

NO. OF SLIDES

CERVICAL SCRAPE CYTOLOGY

2 SMEARS

BIOCHEMISTRY



Dr. Sweta Patel
MD (Pathology)


Verified By

Mrs. Neena Ravi Patel

Prepared by

Nr. St. Kabir School, Opp. Raneshwar Temple, Vasna Road, Vadodara-15

Patient Name : MRS. SHILPI KUMARI
Age / Sex : 37Y/Female
IP/Reg.No/UHID : Reg-13025 /UHID13025
Lab No : LA24008010
Referred By : Dr.SAMANVAY HOSPITAL
Bedcategory/Bed :
Mobile No : 8758137674
UHID : UHID13025
Consultant : Mr. Samanvay Hospital
Sponsor : **MEDIWHEEL**
ABHA Address :
Barcode No. : **33511,33512,33513,33514,33515**

Bill No : OPB/1/24/8232
Sample Collected : Sep 14 2024 4:12PM
Sample Received : Sep 14 2024 4:12PM
Report On : Sep 14 2024 4:41PM
Bill Creation Date : Sep 14 2024 4:11PM
Bar Code : 
Reg No : Reg-13025
IPNo :
Passport No. :
Verified On : **Sep 14 2024 6:00PM**
ABHA Num :

| Test Name | Results | Units | Biological Reference |
|---------------------------------------|--------------|---------------------|----------------------|
| FASTING BLOOD GLUCOSE* | | | |
| FASTING BLOOD GLUCOSE(FBS)(GOD-POD) | 92.2 | mg/dl | 74.0 - 100.0 |
| FASTING URINE GLUCOSE | NIL | | |
| HEMATOLOGY | | | |
| BLOOD GROUP RH | "O" POSITIVE | | |
| CBC WITH ESR | | | |
| RBCS PARAMETER | | | |
| HAEMOGLOBIN(SLS METHOD) | ↓ 12.5 | g/dl | 13.0 - 17.0 |
| RBC COUNT(IMPEDENCE) | ↓ 4.42 | 10 ⁶ /uL | 4.50 - 5.50 |
| PCV (HEAMATOCRIT)(IMPEDENCE) | ↓ 39.4 | % | 40.0 - 50.0 |
| MCV(CALCULATED) | 89.1 | fl | 80.0 - 100.0 |
| MCH(CALCULATED) | 28.3 | pg | 27.0 - 33.0 |
| MCHC(CALCULATED) | ↓ 31.7 | g/dl | 32.0 - 36.0 |
| RDW-CV(PARTICLE COUNTER(CALCULATED)) | 13.4 | % | 11.6 - 14.0 |
| RDW-SD(PARTICLE COUNTER(CALCULATED)) | 43.9 | fl | 39 - 46 |
| WBCS PARAMETER | | | |
| TOTAL COUNT(FLOW CYTOMETRY) | 6930 | /uL | 4000 - 10000 |
| DLC | | | |
| NEUTROPHILS(FLOW CYTOMETRY) | 62 | % | 40 - 70 |
| LYMPHOCYTES(FLOW CYTOMETRY) | 31 | % | 20 - 40 |
| MONOCYTES(FLOW CYTOMETRY) | 05 | % | 2 - 8 |
| EOSINOPHILS(FLOW CYTOMETRY) | 02 | % | 1 - 4 |
| BASOPHILS(FLOW CYTOMETRY) | 00 | % | 0.0 - 1.0 |
| ABSOLUTE NEUTROPHIL COUNT(CALCULATED) | 4330.0 | 10 ³ /uL | 2000.0 - 7000.0 |
| ABSOLUTE LYMPHOCYTE COUNT(CALCULATED) | 2080.0 | 10 ³ /uL | 1000.0 - 3000.0 |
| ABSOLUTE MONOCYTE COUNT(CALCULATED) | 350.0 | 10 ³ /uL | 200.0 - 1000.0 |
| ABSOLUTE EOSINOPHIL COUNT(CALCULATED) | 110.0 | 10 ³ /uL | 20.0 - 500.0 |




Mrs. Neena Ravi Patel

Dr. Sweta Patel
MD (Pathology)

Prepared by

Verified By

Patient Name : MRS. SHILPI KUMARI
 Age / Sex : 37Y/Female
 IP/Reg.No/UHID : Reg-13025 /UHID13025
 Lab No : LA24008010
 Referred By : Dr.SAMANVAY HOSPITAL
 Bedcategory/Bed :
 Mobile No : 8758137674
 UHID : UHID13025
 Consultant : Mr. Samanvay Hospital
 Sponsor : **MEDIWHEEL**
 ABHA Address :
 Barcode No. : **33511,33512,33513,33514,33515**

Bill No : OPB/1/24/8232
 Sample Collected : Sep 14 2024 4:12PM
 Sample Received : Sep 14 2024 4:12PM
 Report On : Sep 14 2024 4:41PM
 Bill Creation Date : Sep 14 2024 4:11PM
 Bar Code : 
 Reg No : Reg-13025
 IPNo :
 Passport No. :
 Verified On : **Sep 14 2024 6:00PM**
 ABHA Num :

| Test Name | Results | Units | Biological Reference |
|-----------|---------|-------|----------------------|
|-----------|---------|-------|----------------------|

PLATELETS PARAMETER

| | | | |
|---------------------------|-----------------|-------|-----------------|
| PLATELET COUNT(IMPEDENCE) | ↓ 128000 | /uL | 150000 - 450000 |
| ESR | 08 | mm/hr | 0 - 20 |

Comments : Microscopic examination

1. Adequacy of sampling: Satisfactory for evaluation
2. Transformation zone element: Present
3. Infection associated changes: Absent
4. Reactive cellular changes: Absent
5. Epithelial cell abnormality: Nil
6. Other elements: Absent


Comment:

Negative for intraepithelial lesion(IL) or malignancy

-----End of the Report-----

Mrs. Neena Ravi Patel

Prepared by



Dr. Sweta Patel
MD (Pathology)

Verified By

Nr. St. Kabir School, Opp. Raneshwar Temple, Vasna Road, Vadodara-15