

To,

The Coordinator,
Mediwheel (Arcofemi Healthcare Limited)
Helpline number: 011- 41195959

Dear Sir / Madam,

Sub: Annual Health Checkup for the employees of Bank of Baroda

This is to inform you that the following spouse of our employee wishes to avail the facility of Cashless Annual Health Checkup provided by you in terms of our agreement.

PARTICULARS OF HEALTH CHECK UP BENEFICIARY	
NAME	JYOTI YADAV
DATE OF BIRTH	23-01-1998
PROPOSED DATE OF HEALTH CHECKUP FOR EMPLOYEE SPOUSE	28-10-2023
BOOKING REFERENCE NO.	23D110150100072904S
SPOUSE DETAILS	
EMPLOYEE NAME	MR. KUMAR PAWAN
EMPLOYEE EC NO.	110150
EMPLOYEE DESIGNATION	HEAD CASHIER "E" _II
EMPLOYEE PLACE OF WORK	RAMGANJ
EMPLOYEE BIRTHDATE	05-06-1993

This letter of approval / recommendation is valid if submitted along with copy of the Bank of Baroda employee id card. This approval is valid from **22-10-2023** till **31-03-2024**. The list of medical tests to be conducted is provided in the annexure to this letter. Please note that the said health checkup is a **cashless facility** as per our tie up arrangement. We request you to attend to the health checkup requirement of our employee's spouse and accord your top priority and best resources in this regard. The EC Number and the booking reference number as given in the above table shall be mentioned in the invoice, invariably.

We solicit your co-operation in this regard.

Yours faithfully,

Sd/-

Chief General Manager
HRM Department
Bank of Baroda

Dr. Pawan Kumar Singh
M.B.B.S. DNB (Medicine)
UPMCI-61330
Director & Consultant Physician
JPK Clinic & Diagnostics
(A Unit of JPK Hospitals & Trauma Centre Pvt. Ltd.)

(Note: This is a computer generated letter. No Signature required. For any clarification, please contact Mediwheel (Arcofemi Healthcare Limited))

भारत सरकार
GOVERNMENT OF INDIA

ज्योति यादव
Jyoti Yadav
जन्म तिथि/DOB: 23/01/1998
महिला / FEMALE

9300 6766 7996

आधार-आम आदमी का अधिकार

भारतीय विशिष्ट पहचान प्राधिकरण
UNIQUE IDENTIFICATION AUTHORITY OF INDIA

पता:
आत्मजा: सभापति यादव,
795, मुराई टोला, पलटू का
पूरु आदर्श नगर, आदर्श
नगर, सुल्तानपुर सिटी,
सुल्तानपुर,
उत्तर प्रदेश - 228001

Address:
D/O: Subhpati Yadav, 795, mura
tole, paltu ke pura adarsh nagar,
adarsh nagar, Sultanpur City,
Sultanpur,
Uttar Pradesh - 228001

9300 6766 7996

Aadhaar-Aam Admi ka Adhikar

Jyoti yadav

मौ.नं - 7457954712

Dr. Pawan Kumar Singh
M.B.B.S. DNB (Medicine)
UPMCI-61330
Director & Consultant Physician
JPK Clinic & Diagnostics
(A Unit of JPK Hospitals & Trauma Centre Pvt. Ltd.)

JPK CLINIC AND DIAGNOSTICS
NORMAL COMPOUND, SUPER MARKET
SULTANPUR

97 bpm
-- / -- mmHg

25 Years

Female

Location: Room: Order Number: Indication: Medication 1: Medication 2: Medication 3:

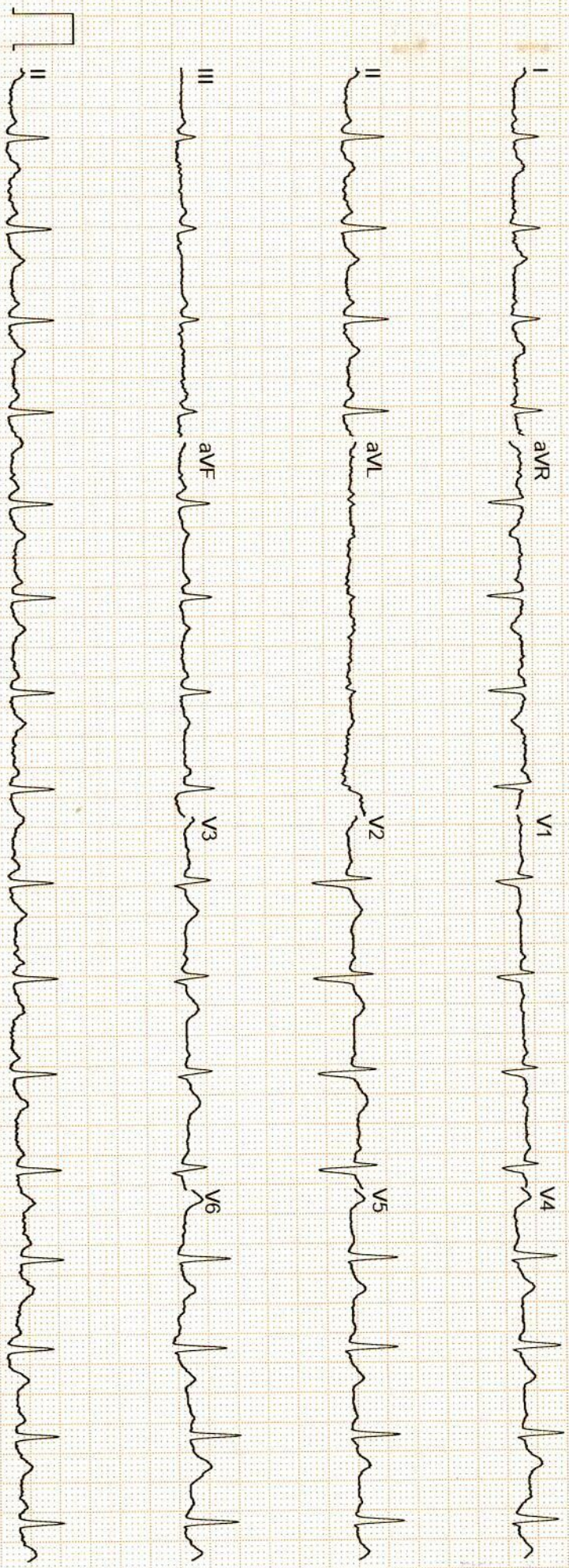
Technician: DR. J. P. SINGH
Referring Ph: Attending Ph:

QRS : 72 ms
QT / QTcBaz : 342 / 434 ms
PR : 128 ms
P : 80 ms
RR / PP : 618 / 618 ms
P / QRS / T : 67 / 55 / 43 degrees

Normal sinus rhythm
Normal ECG

Jyoti Yadav

Dr. Pawan Kumar Singh
M.B.B.S. DNB (Medicine)
UPMCI-61330
Professor & Consultant Physician
JPK Clinic & Diagnostics
(A Unit of JPK Hospitals & Trauma Centre Pvt. Ltd.)



GE MAC2000 1.1 12SL™ V241

25 mm/s 10 mm/mV

ADS 0.56-20 Hz 50 Hz 4x2.5x3_25_R1

Unconfirmed



सर्वे सन्तु निरामया

राज डायग्नोस्टिक एण्ड मेडीकेयर

डिजिटल एक्सरे, पैथॉलाजी, अल्ट्रासाउण्ड

ठाकुर प्रसाद काम्प्लेक्स, निकट NY माल, गल्ला मण्डी मोड़, जिला अस्पताल रोड-सुलतानपुर

Report No : 31,502

Patient Name : Mrs. JYOTI YADAV

Age (Y-M-D) : 25 - 0 - 0

Sex : Female

Referred By : DHS



Bill No. / Day Sr.: 28-Oct-23 12

Receiving Date : 28-Oct-23 12

Reporting Date :

ULTRASONOGRAPHIC STUDY OF WHOLE ABDOMEN FEMALE.

LIVER

: Liver is normal in size and echogenicity .
No focal or diffuse mass lesion seen.No IHBD dilatation seen.

GALL BLADDER

: **Gall bladder is normal in distension & shows multiple stone size about 3 to 4 mm in the lumen of G.B with wall of G.B. is thick upto 3 mm.**

PV & CBD

: Portal vein and CBD are normal in their course and calibre

PANCREAS

: Pancreas is normal in size, contour and echotexture.

SPLEEN

: Spleen is normal in size and echogenicity. No mass lesion seen

KIDNEYS

: Both kidneys are normal in size, contour and echopattern. Cortico medullary differentiation is normally preserved. No calculus or mass lesion is seen.

No hydronephrosis is seen.

URETER

: Normally visualized.

URINARY BLADDER

: Urinary Bladder is normal in wall thickness with evidence of anechoic lumen.No calculi or mass lesion seen.

UTERUS

: Uterus is normal in size and morphology.No obvious space occupying lesion noted

CERVIX

: Normal in size,shape & echogenicity.

OVARY & ADN.

: Both normally visualized.

P.O.D

: NO free fluid collection is seen.

BOWEL

: Bowels are normal.No significant gas shadow seen.

IMPRESSION

: **CHOLECYSTITIS WITH CHOLELETHIASIS.**

Dr. Pawan Kumar Singh

M.B.B.S. DNB (Medicine)

UPMCI-61330

Instructor & Consultant Physician

JPK Clinic & Diagnostics

(A Unit of JPK Hospitals & Trauma Centre Pvt. Ltd.)

Dr. Amit Kumar

M.B.B.S. MS

Reg.No.-29176

Dr. Amit Kumar

(Sonologist.)



Timings : 8.30 AM to 7.30 PM, Sunday, 9.00 AM to 2.00 PM.

This is Profession opinion clinicians are requested to correlate pathological finding with clinical feature.

If there is any doubt please repeat test free of cost.

{ NOT FOR MEDICO LEGAL PURPOSE }



राज डायग्नोस्टिक एण्ड मेडीकेयर

डिजिटल एक्सरे, पैथॉलाजी, अल्ट्रासाउण्ड

ठाकुर प्रसाद काम्प्लेक्स, निकट NY माल, गल्ला मण्डी मोड़, जिला अस्पताल रोड-सुलतानपुर

Report No : 31,512
 Patient Name : Mrs. JYOTI YADAV
 Age (Y-M-D) : 25 - 0 - 0
 Sex : Female
 Referred By : DHS



Bill No. / Day Sr.: 10/28/2023 1:
 Receiving Date : 10/28/2023 1:
 Reporting Date :

X-RAY CHEST P.A.

TRACHEA- : Trachea is central,
 CARDIAC SHADOW- : The cardiac size and silhouette is normal.
 ANGLES- : Both costophrenic angles are clear.
 PARRENCHYMA- : Both lung fields are clear & have normal volume bronchovascular pattern.
 C / T RATIO- : Normal
 MEDIASTINUM- : no mediastinal shift is seen.
 DOME OF DIAPHRAGM- : Both domes of the diaphragm are normal in position, outline & curvature.
 IMPRESSION- : NORMAL FINDING

सर्वे सन्तु निरामया

Dr. Pawan Kumar Singh
 M.B.B.S, D.M. (Medicine)
 UPMCI-61300
 Radiologist & Consultant Physician
 JPK Clinic & Diagnostics
 (A Unit of JPK Hospitals & Trauma Centre Pvt. Ltd.)

Dr. Amit Kumar
 M.B.B.S. MS
 Reg.No.-29176
 Dr. Amit Kumar
 (Sonologist.)



Timings : 8.30 AM to 7.30 PM, Sunday, 9.00 AM to 2.00 PM.

This is Profession opinion clinicians are requested to correlate pathological finding with clinical feature.
 If there is any doubt please repeat test free of cost.

{ NOT FOR MEDICO LEGAL PURPOSE }

Patient ID : 048716
Name : Mrs. JYOTI YADAV
Age/Gender : 25Y/F
Date/Time : 29-10-2023/09:30
Referred By : SELF

INVESTIGATION**RESULT****REFERENCE RANGE****BIO-CHEMISTRY****Serum Creatinine**

LRN-025357

Serum Creatinine

0.8 mg/dL

Male 0.9-1.3 mg/dL

Female 0.6-1.1 mg/dL

Sample Collection 29 Oct 2023 / 10:00
Result Approval 31 Oct 2023 / 12:50

Liver Function Test (LFT)

LRN-025358

Bilirubin Total

0.46 mg/dL

10.0 - 14.0 mg/dL

3-5 Days (Premature)

4.0 - 8.0 mg/dL

3-5 Days (Full Term)

0.0 - 1.0 mg/dL (Adult)

Bilirubin Direct

0.32 mg/dL

0.0 - 0.2 mg/dL

Bilirubin Indirect

0.14 mg/dL

0.0 - 0.8 mg/dL

SGOT

30.0 U/L

upto 40 U/L (Males)

upto 32 U/L (Females)

SGPT

21.3 U/L

upto 41 U/L (Males)

upto 33 U/L (Females)

Alkaline Phosphatase

77.0 U/L

UPTO 125 U/L

Total Protein

6.92 g/dL

6.0 - 8.0 g/dL

Albumin

4.21 g/dL

3.5 - 5.2 g/dL

Globulin

2.71 g/dL

1.5 - 3.0 g/dL

A/G

1.55

1 - 2

Sample Collection 29 Oct 2023 / 10:00
Result Approval 31 Oct 2023 / 12:50

Fasting blood sugar

LRN-025357

Fasting Blood Sugar

79.2 mg/dL

70-110 mg/dl

Sample Collection 29 Oct 2023 / 10:00
Result Approval 31 Oct 2023 / 12:50

LRN-025357



Rakesh Sharma
Lab Technician

Dr. SHIWANGI
MBBS, DCP (DND)
Consultant Pathologist
JPK Clinic & Diagnostics
(A Unit of JPK Hospitals & Trauma Center Pvt. Ltd.)


This is an Electronically Generated Report. This report is based on the information provided. The report may need to be correlated clinically as laboratory

Facilities Available

- ECG
- PFT
- Endoscopy
- Hematology
- Biochemistry
- Microbiology
- FNAC
- Histopathology
- Sample Collection from Home & Online Delivery of Reports
- ABP
- TMT
- Echocardiography
- Ultrasound

Patient ID : 048716
 Name : Mrs. JYOTI YADAV
 Age/Gender : 25Y/F
 Date/Time : 29-10-2023/09:30
 Referred By : SELF

INVESTIGATION	RESULT	REFERENCE RANGE
Uric Acid	Uric Acid 6.32 mg/dL	Male 4.0-8.5 mg/dL Female: 2.7-7.3 mg/dL
Sample Collection 29 Oct 2023 / 10:00 Result Approval 31 Oct 2023 / 12:50		
LRN-025358	Blood Urea Nitrogen (BUN)	
Blood Urea Nitrogen (BUN)	8.23 mg/dL	5-18 mg/dL Infant/Child 6-20 mg/dL Adult 8-23 mg/dL Adult >60Yr
Sample Collection 29 Oct 2023 / 10:00 Result Approval 31 Oct 2023 / 12:50		
LRN-025357	Gamma Glutamyl transferase (GGT)	
GGT	10.3 U/L	5-36 U/L (Female) 8-61 U/L (Male)
Sample Collection 29 Oct 2023 / 10:00 Result Approval 31 Oct 2023 / 12:50		
LRN-025358	Lipid Profile	
Total Cholesterol	210.0 mg/dl	Desirable < 200 mg/dL Borderline 200-239 mg/dL High > 240 mg/dL
Triglycerides	190.2 mg/dL	Normal < 150 mg/dL Borderline High 150-199 mg/dL High 200-499 mg/dL Very high > 500 mg/dL
HDL	50.1 mg/dL	Low < 40 mg/dL Normal 40 -60 mg/dL High > 60 mg/dL
LDL	135.2 mg/dL	Optimal <100 mg/dL Near Optimal 100-129 mg/dL Borderline high 130-159 mg/dL


 Rakesh Sharma
 Lab Technician


Dr. SHIWANGI
 MBBS, DCP, DNB
 Consultant Pathologist
 JPK Clinic & Diagnostics
 (A Unit of JPK Hospitals & Trauma Center Pvt. Ltd.)


This is an Electronically Generated Report. This report is based on the findings of the examination. The report may need to be correlated clinically as laboratory facilities are available.

- ECG
- PFT
- Endoscopy
- Hematology
- Biochemistry
- Microbiology
- FNAC
- Histopathology
- Sample Collection from Home & Online Delivery of Reports
- ABP
- TMT
- Echocardiography
- Ultrasound

Patient ID : 048716
Name : Mrs. JYOTI YADAV
Age/Gender : 25Y/F
Date/Time : 29-10-2023/09:30
Referred By : SELF

INVESTIGATION	RESULT	REFERENCE RANGE
VLDL	38.0 mg/dL	High 160-189 mg/dL Very high >190 mg/dL 15-30 mg/dL Desirable < 20 mg/dL Borderline High 21-39 mg/dL High > 40 mg/dL
TC/HDL Ratio	4.19	(Less than 5.0)
LDL/HDL	2.69	UPTO 3.5
Sample Collection 29 Oct 2023 / 10:00 Result Approval 31 Oct 2023 / 12:50		
LRN-025359	HbA1C	
Glycosylated Haemoglobin	4.5 %	4-6% - NON-DIABETIC 6-7% - GOOD CONTROL 7-8% - FAIR CONTROL >8% - ACTION SUGGESTED
Sample Collection 29 Oct 2023 / 10:00 Result Approval 31 Oct 2023 / 12:50		




Rakesh Sharma
Lab Technician

Dr. SHIWANGI
MBBS, DCP, (DNB)
Consultant Pathologist
JPK Clinic & Diagnostics
(A Unit of JPK Hospitals & Trauma Center Pvt. Ltd.)

This is an Electronically Generated Report. This report is based on the information supplied. The report may need to be correlated clinically as laboratory facilities are not available at all times.

Facilities Available

- ECG
- PFT
- Endoscopy
- Hematology
- Biochemistry
- Microbiology
- FNAC
- Histopathology
- Sample Collection from Home & Online Delivery of Reports
- ABP
- TMT
- Echocardiography
- Ultrasound

Patient ID : 048716
 Name : Mrs. JYOTI YADAV
 Age/Gender : 25Y/F
 Date/Time : 29-10-2023/09:30
 Referred By : SELF

INVESTIGATION	RESULT	REFERENCE RANGE
HAEMATOLOGY		
LRN-025354	Complete Blood Count	
Haemoglobin	12.5 g/dL	13-18g/dL(>15yr Adult Male) 12-15g/dL(>15yrAdult Female)
WBC Count	7780	4000-11,000/cumm
Differential Count		
Neutrophils	72 %	40-75 %
Lymphocytes	21 %	20-45 %
Eosinophils	02 %	01-08 %
Monocytes	05 %	02-10 %
Basophils	00 %	00-01 %
RBC Count	4.21 million/cumm	4.5-6.0 million/cumm (Male) 4.0-5.5 million/cumm (Female)
PCV	34.5 %	40-54 % (>15yr Adult Male) 34-48 % (>15yr Adult Female)
MCV	87.5 fl	75-95 fl
MCH	29.7 pg	26-32 pg
MCHC	34.0 %	30-35%
Platelet Count	153000 cells/cumm	150000 - 400000 cells/cumm
Mean Platelet Volume(MPV)	12.6 fL	7.5-11.5 fL
RDW-CV	14.2 %	11-16 %
RDW-SD	47.2 %	35-56 %
Sample Collection 29 Oct 2023 / 10:00 Result Approval 31 Oct 2023 / 12:50		
LRN-025355	Erythrocyte sedimentation Rate (ESR)	
Erythrocyte sedimentation Rate (ESR)	03 mm/hr	Male : 0 - 10 mm/hr Female : 0 - 20 mm/hr
Sample Collection 29 Oct 2023 / 10:00 Result Approval 31 Oct 2023 / 12:50		
LRN-025356	Blood grouping and Rh typing	

Rakesh
 Rakesh Sharma
 Lab Technician

Dr. SHIWANG
 MBBS, DCP (D.S)
 Consultant Pathologist
 JPK Clinic & Diagnostics
 (A Unit of JPK Hospitals & Trauma Center Pvt. Ltd.)


This is an Electronically Generated Report. This report is based on the information provided. The report may need to be correlated clinically as laboratory

- Facilities Available**
- ECG
 - PFT
 - Endoscopy
 - Hematology
 - Biochemistry
 - Microbiology
 - FNAC
 - Histopathology
 - Sample Collection from Home & Online Delivery of Reports
 - ABP
 - TMT
 - Echocardiography
 - Ultrasound

Patient ID : 048716
Name : Mrs. JYOTI YADAV
Age/Gender : 25Y/F
Date/Time : 29-10-2023/09:30
Referred By : SELF

INVESTIGATION	RESULT	REFERENCE RANGE
Blood Group	A	
RH Typing	POSITIVE (+)	

Sample Collection 29 Oct 2023 / 10:00
Result Approval 31 Oct 2023 / 12:50


JPK HOSPITAL
॥ सर्वे सन्तु निरामयः ॥



Rakesh Sharma
Lab Technician


Dr. SHIWANGI
MBBS, DCP (DNB)
Consultant Pathologist
JPK Clinic & Diagnostics
(A Unit of JPK Hospitals & Trauma Center Pvt. Ltd.)

This is an Electronically Generated Report. This report is based on the information provided. The report may need to be correlated clinically as laboratory

Facilities Available


- ECG
- PFT
- Endoscopy
- Hematology
- Biochemistry
- Microbiology
- FNAC
- Histopathology
- Sample Collection from Home & Online Delivery of Reports
- ABP
- TMT
- Echocardiography
- Ultrasound

Patient ID : 048716
Name : Mrs. JYOTI YADAV
Age/Gender : 25Y/F
Date/Time : 29-10-2023/09:30
Referred By : SELF

INVESTIGATION	RESULT	REFERENCE RANGE
Clinical Pathology		
URINE-ROUTINE/MICROSCOPY		
LRN-025360		
PHYSICAL EXAMINATION		
Quantity in ml	20 ML	
Urine Color	PALE YELLOW	
Reaction	ACIDIC	
CHEMICAL EXAMINATION		
Leukocytes	NEGATIVE	
Nitrite	NEGATIVE	
Urobilinogen	NEGATIVE	
pH	6.0	
Blood	NEGATIVE	
Sp.Gravity	1.020	
Ketone	NEGATIVE	
Bilirubin	NEGATIVE	
Glucose	NEGATIVE	
Protein	NEGATIVE	
MICROSCOPIC EXAMINATION		
Epithelial Cells	2-3/HPF	
RBC	NIL	
Pus Cells	1-2/HPF	
Casts	NOT SEEN	
Crystals	NOT SEEN	

Sample Collection 29 Oct 2023 / 10:00
Result Approval 30 Oct 2023 / 19:06

JPK HOSPITAL
॥ सर्वे सन्तु निरामयः ॥



Rakesh Sharma
Lab Technician

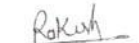

Dr. SHIWANGI
MBBS, DCP (DNB)
Consultant Pathologist
JPK Clinic & Diagnostics
(A Unit of JPK Hospitals & Trauma Center Pvt. Ltd.)

This is an Electronically Generated Report. This report is based on the information provided. The report may need to be correlated clinically as laboratory

- Facilities Available**
- ECG
 - PFT
 - Endoscopy
 - Hematology
 - Biochemistry
 - Microbiology
 - FNAC
 - Histopathology
 - Sample Collection from Home & Online Delivery of Reports
 - ABP
 - TMT
 - Echocardiography
 - Ultrasound

Patient ID : 048716
Name : Mrs. JYOTI YADAV
Age/Gender : 25Y/F
Date/Time : 29-10-2023/09:30
Referred By : SELF

INVESTIGATION	RESULT	REFERENCE RANGE
CHEMILUMINESCENCE IMMUNOASSAY		
Thyroid Function Test (T3, T4, TSH)		
LRN-025361		
T3	1.54 ng/mL	0.69-2.15
T4	75.3 ng/mL	52-127
TSH	3.26 μ IU/mL	21 weeks- 20 years: 0.7-6.4 μ IU/mL 21-54 years: 0.4 - 4.2 μ IU/mL 55- 87 years: 0.5 – 8.9 μ IU/mL Pregnancy: 1st Trimester: 0.24 – 2.99 μ IU/mL 2nd Trimester: 0.46 – 2.95 μ IU/mL 3rd Trimester: 0.43 – 2.78 μ IU/mL
Sample Collection 29 Oct 2023 / 10:00 Result Approval 31 Oct 2023 / 12:50		
----- End of Report -----		
 JPK HOSPITAL ॥ सर्वे सन्तु निरामयः ॥		


Rakesh Sharma
Lab Technician


Dr. SHIWANGI
MBBS, DCP. (MB)
Consultant Pathologist
JPK Clinic & Diagnostics
(A Unit of JPK Hospitals & Trauma Center Pvt. Ltd.)

This is an Electronically Generated Report. This report is based on the specimen/s received. The report may need to be correlated clinically as laboratory

Facilities Available

- ECG
- PFT
- Endoscopy
- Hematology
- Biochemistry
- Microbiology
- FNAC
- Histopathology
- Sample Collection from Home & Online Delivery of Reports
- ABP
- TMT
- Echocardiography
- Ultrasound