


भारत सरकार
GOVERNMENT OF INDIA


जैनेन्द्र कुमार
Jainendra Kumar
जन्म तिथि / DOB : 14/10/1985
पुरुष / MALE



6408 0509 5922

मेरा आधार, मेरी पहचान

Mob. No. 9998915134

Jainendra Kumar

भारतीय विश्वैक पहचान प्रमाणिका
UNIQUE IDENTIFICATION AUTHORITY OF INDIA

संस्थापक : श्री भारत
संस्थापक तिथि : 27/06/2017
संस्थापक स्थान : स/ओ: द्वारका राम, सिद्धार्थ, सुंदरबाण शिवदयाल नगर, सुंदरबाण हज़ारबाग, हज़ारबाग़ हज़ारबाण्ड - 825301

6408 0509 5922

Address
S/O: Dwarka Ram
sunderban shivdayal nagar
Hazarbag Hazarbagh
Hazarbagh Hazarband - 825301

1800 300 1947
1947
help@uidai.gov.in
www.uidai.gov.in
P.O. Box No. 1947, Bengaluru-560 001



Dr. Vivek Kumar
 MBBS, MS (RIMS, RANCHI)
 Specialist in PHACO & Medical Retina

ISO 9001 : 2015 Certified Hospital



Super Speciality Hospital
 (A Unit of Hazaribag Hope and Health Care Pvt. Ltd.)

OUT DOOR PATIENT SLIP

Date of Consultation :- 24/02/24

Full Name :- A Jainendra Kumar

Age / Sex :- 39/M

Current Medications :-				Past History :-	
Height	Weight	Blood Pressure	Pulse	BMI	
		120/80 mm/Hg	95b/wt	SPO2 98%	

Chief complaints :-

Regular check-up

History & Examinations :-

6/6
 6/6
 w/ glasses

O/E:
 eat - ~~at~~ - road

Adv
 => no intervention req.



Dr. Jayesh

BDS, MDS (Oral & Maxillo Facial Surgery)

ISO 9001 : 2015 Certified Hospital



MULTI SPECIALITY HOSPITAL
(A Unit of Hazaribag Hope and Health Care Pvt. Ltd.)

OUT DOOR PATIENT SLIP

Date of Consultation :- 24-02-2024

Full Name :- Mr Jainendra

Age / Sex :- 34 / male

Current Medications :-				Past History :-	
Height	Weight	Blood Pressure	Pulse	BMI	
		120/80 mm/Hg	95b/min	58.02 98%	

Chief complaints :- Pt has come for routine Dental check up.

History & Examinations :- NRMH

O/E Cat
ST++

Adv- Scaling

Rx ultrasonic 1-5
Dental in paste 1-5
oral hygiene pro m/wash 1-5
for tooth



ID: 12049

24-02-2024 13:51:13

JAINEDRA KUMAR

Male 39Years

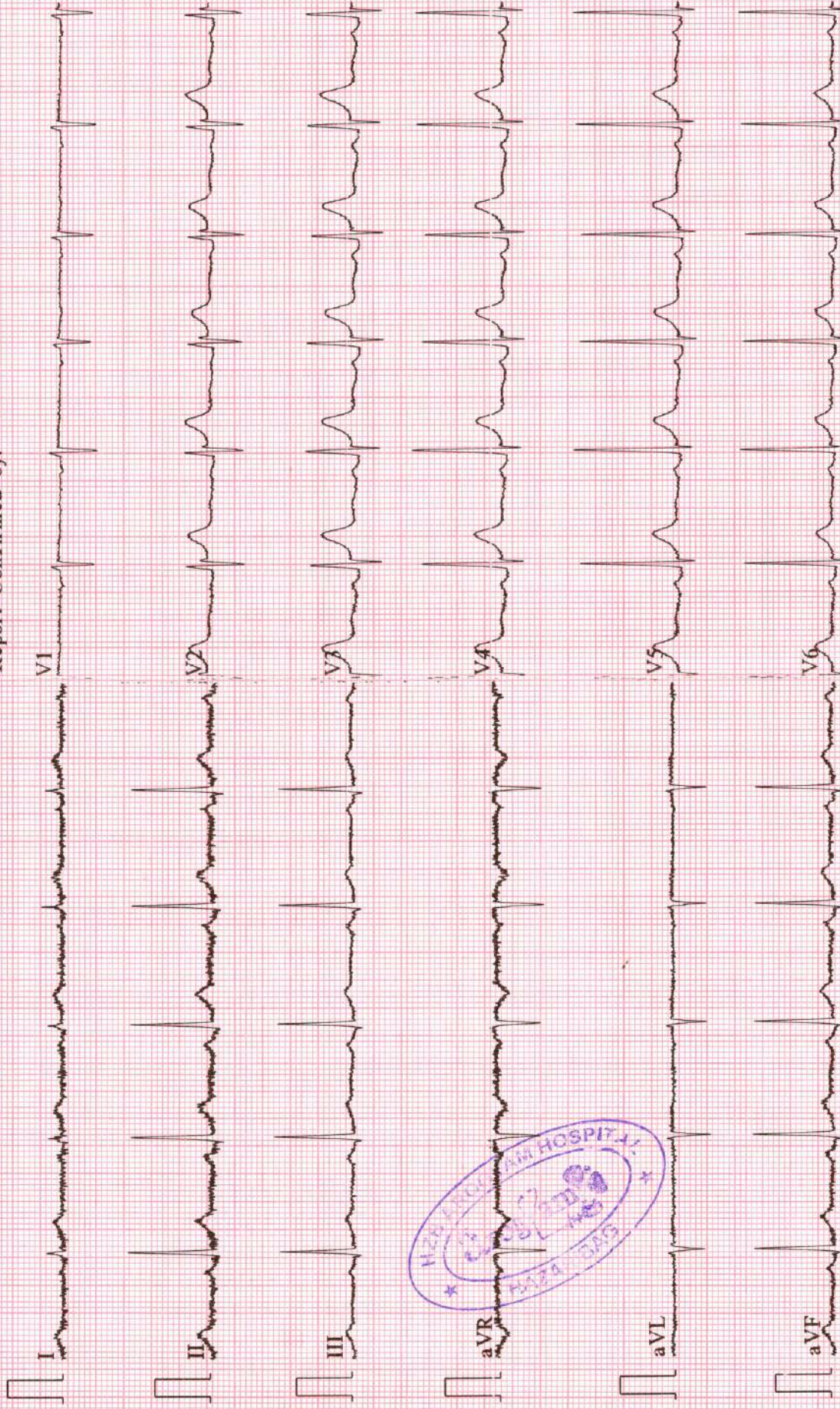
Req. No. :

HR : 72 bpm
 P : 110 ms
 PR : 166 ms
 QRS : 88 ms
 QT/QTcBz : 358/392 ms
 P/QRS/T : 66/81/59 °
 RV5/SV1 : 1.836/0.592 mV

Diagnosis Information:

Sinus rhythm
Normal ECG

Report Confirmed by:





UHID : UNREGISTERED
Patient Name : JAINENDRA KUMAR
Age/Gender : 39/Male
Cons. Doctor : MO. Arogyam



Bill No. : ASH/B/23-24/12049
Sample Received : 24-02-2024 10:29:27
Report Released : 24-02-2024 02:39

BLOOD GROUP			
Test	Result	Unit	Biological Ref. Range
ABO	"O"		
RH	POSITIVE		

-----End Of Report-----

Please Correlate Clinically

Dr. R.K Mahali
MBBS, MD(RIMS, Ranchi)

Doctor Signature



Dr. Anajana
MBBS, MD(Patho), RIMS

Doctor Signature



Super Speciality Hospital
(A Unit of Hazaribag Hope and Health Care Pvt. Ltd.)

UHID : UNREGISTERED
Patient Name : JAINENDRA KUMAR
Age/Gender : 39/Male
Cons. Doctor : MO. Arogyam



Bill No. : ASH/B/23-24/12049
Sample Received : 24-02-2024 10:29:27
Report Released : 24-02-2024 12:59

CBC (COMPLETE BLOOD COUNT)			
Test	Result	Unit	Biological Ref. Range
Hb% (Haemoglobin)	15.8	gm/dl	11.0-16.0
Total Leucocytes Count	6720	cells/cumm	4000 - 11000
Neutrophils	62	%	40-70%
lymphocytes	25	%	18-40 %
Monocytes	08	%	2-10%
Eosinophils	05	%	1-6%
Basophils Percentage	00	%	0-1
Platelet Count	1.50	Lac/cmm	1.5 - 4.5
Total RBC	5.2	milli/cmm	3.8-4.5
PCV (Packed Cell Volume)	47	%	37 - 47
Mean Corpuscular Volume (MCV)	98	fl	80-96 fL
Mean Corpuscular Hemoglobin (MCH)	34	pg	27-32pg
Mean Corpuscular Hemoglobin Concentration (MCHC)	33	g/dl	32.5-36 g/dL

-----End Of Report-----

Please Correlate Clinically

Dr. R.K Mahali
MBBS,MD(RIMS,Ranchi)

Doctor Signature



Dr. Anajana
MBBS,MD(Patho),RIMS

Doctor Signature

Address :- Zila Parisad Bhawan, District Board Chowk, Hazaribag - 825301 (Jharkhand)
📞 06546-260500/501 📞 7319942219 📧 hzbarogyam@gmail.com 🌐 www.hzbarogyam.com



HZB9 240224

LAB ID : HZB9 **Sample Collection** : 24/02/2024 13:25:40
Name : MR. JAINENDRA KUMAR **Age/Sex** : 39 Yrs. / M **Sample Received** : 24/02/2024 13:25:40
Sent By : M/O AROGYAM HOSPITAL **Printed** : 25/02/2024 11:03:32 **Report Released** : 24/02/2024 16:06:45
Ref. By : M/O AROGYAM

HbA1c

Test	Result	Unit	Reference Range
HbA1C-Glycosylated Haemoglobin	5.49	%	Non-diabetic: 4-6 Excellent Control: 6-7 Fair to good control: 7-8 Unsatisfactory control: 8-10 Poor Control: >10

EDTA Whole Blood, Method: HPLC

Estimated Average Glucose (eAG)	110.86	mg/dl	90-120 mg/dL : Good control 121-150 mg/dL : Fair control 151-180 mg/dL : Unsatisfactory control >180 mg/dL : Poor control
---------------------------------	--------	-------	--

EDTA Whole Blood, Method: Calculated

Interpretation:

The term HbA1c refers to Glycated Haemoglobin. Measuring HbA1c gives an overall picture of what the average blood sugar levels have been over a period of weeks/month. Higher the HbA1c, the greater the risk of developing diabetes-related complications.

(Collected At: 24/02/2024 13:25:40, Received At: 24/02/2024 13:25:40, Reported At: 24/02/2024 14:10:57)

----- End Of Report -----





Super Speciality Hospital
(A Unit of Hazaribag Hope and Health Care Pvt. Ltd.)



HZB9 240224

Name : MR. JAINENDRA KUMAR
Sent By : M/O AROGYAM HOSPITAL
Ref. By : M/O AROGYAM

LAB ID : HZB9
Age/Sex : 39 Yrs. / M
Printed : 25/02/2024 11:03:32

Sample Collection : 24/02/2024 13:25:40
Sample Received : 24/02/2024 13:25:40
Report Released : 24/02/2024 16:06:45

T3T4TSH (THYROID FUNCTION TEST)

Test	Result	Unit	Biological Ref. Range
Total T3	1.21	ng/ml	0.69-2.15 ng/ml
<i>Serum, Method: CLIA</i>			
Total T4	9.23	µg/dl	4.5-14.5 µg/dl
<i>Serum, Method: CLIA</i>			

TSH (Thyroid Stimulating Hormone)	4.29	µIU/ml	0.30-4.50 µIU/ml
<i>Serum, Method: CLIA</i>			

NOTE	MAGLUMI 800 (SNIBE)		
------	---------------------	--	--

FOR PREGNANT WOMEN	T3 (ng/dl)	T4 (ng/dl)	TSH (uIU/ml)
1st TRIMESTER	71-175	6.5-10.1	0.05-3.70
2st TRIMESTER	91-195	7.5-10.3	0.31-4.35
3st TRIMESTER	104-182	6.3-9.7	0.41-5.18

(Collected At: 24/02/2024 13:25:40, Received At: 24/02/2024 13:25:40, Reported At: 24/02/2024 16:06:45)



Address :- Zila Parisad Bhawan, Durgam Chawk, Hazaribag - 825301 (Bihar), RIMS


06546-260500/501 7319942219 hzbarogyam@gmail.com www.hzbarogyam.com

Dr. Anjana



Super Speciality Hospital
(A Unit of Hazaribag Hope and Health Care Pvt. Ltd.)

UHID : UNREGISTERED
Patient Name : JAINENDRA KUMAR
Age/Gender : 39/Male
Cons. Doctor : MO. Arogyam



Bill No. : ASH/B/23-24/12049
Sample Received : 24-02-2024 10:29:27
Report Released : 24-02-2024 02:26

KFT (KIDNEY FUNCTION TEST)


Test	Result	Unit	Biological Ref. Range
Blood Urea	34.0	mg/dl	15 - 45
Serum Creatinine	1.2	mg/dl	0.6-1.5
SERUM URIC ACID	5.4	mg/dl	3.5 - 7.0
Serum Sodium[Na+]	143.0	mmol/L	135-150
Serum Potassium[K+]	5.2	mmol/L	3.5-5.5
Calcium	10.6	mg/dl	8.7-11.0
Blood Sugar (R)	92.0	mg/dl	70-150

-----End Of Report-----

Please Correlate Clinically

Dr. R.K Mahali
MBBS,MD(RIMS,Ranchi)

Doctor Signature



Dr. Anajana
MBBS,MD(Patho),RIMS

Doctor Signature

Address :- Zila Parisad Bhawan, District Board Chowk, Hazaribag - 825301 (Jharkhand)

☎ 06546-260500/501 ☎ 7319942219 ☎ hzbarogyam@gmail.com ☎ www.hzbarogyam.com



UHID : UNREGISTERED
Patient Name : JAINENDRA KUMAR
Age/Gender : 39/Male
Cons. Doctor : MO. Arogyam



Bill No. : ASH/B/23-24/12049
Sample Received : 24-02-2024 10:29:27
Report Released : 24-02-2024 02:28

LFT (LIVER FUNCTION TEST)

Test	Result	Unit	Biological Ref. Range
Bilirubin Total	1.0	gm/dl	0.1 - 1.2
S.Bilirubin (Direct)	0.3	mg/dl	0-1.0
S.Bilirubin (Indirect)	0.7	mg/dl	0-0.55
Alanine Transaminase(ALT/SGPT)	48.0	IU/L	0-42
Aspartate Transaminase (AST/SGOT)	36.0	IU/L	0-42
Alkaline Phosphatase	120.0	IU/L	80-190
Total Proteins	7.5	gm/dl	6.6-8.3
Albumin	4.5	g/dl	3.4 - 4.8
Globulin	3.0	g/dl	2.3 - 4.6

-----End Of Report-----

Please Correlate Clinically

Dr. R.K Mahali
MBBS,MD(RIMS,Ranchi)

Doctor Signature



Dr. Anajana
MBBS,MD(Patho),RIMS

Doctor Signature

Address :- Zila Parisad Bhawan, District Board Chowk, Hazaribag - 825301 (Jharkhand)

📞 06546-260500/501 📞 7319942219 📧 hzbarogyam@gmail.com 🌐 www.hzbarogyam.com



Super Speciality Hospital
(A Unit of Hazaribag Hope and Health Care Pvt. Ltd.)

UHID : UNREGISTERED
Patient Name : JAINENDRA KUMAR
Age/Gender : 39/Male
Cons. Doctor : MO. Arogam



Bill No. : ASH/B/23-24/12049
Sample Received : 24-02-2024 10:29:27
Report Released : 24-02-2024 02:31

LIPID PROFILE			
Test	Result	Unit	Biological Ref. Range
Cholesterol	209.0	mg/dl	140.0-250.0
Triglycerides	150.0	mg/dl	25-160
HDL Cholesterol	47.0	mg/dl	30-80
LDL Cholesterol	132.0	mg/dl	90-140
VLDL	30.0	mg/dl	15 - 32

-----End Of Report-----

Please Correlate Clinically

Dr. R.K Mahali
MBBS,MD(RIMS,Ranchi)

Doctor Signature



Dr. Anajana
MBBS,MD(Pathol),RIMS

Doctor Signature

Address :- Zila Parisad Bhawan, District Board Chowk, Hazaribag - 825301 (Jharkhand)
☎ 06546-260500/501 ☎ 7319942219 ☎ hzbarogyam@gmail.com ☎ www.hzbarogyam.com



Super Speciality Hospital
(A Unit of Hazaribag Hope and Health Care Pvt. Ltd.)

UHID : CASH
Patient Name : JAINENDRA KUMAR
Age/Gender : 39/Male
Cons. Doctor : MO. Arogyam

Bill No : ASH/B/23-24/12049
Sample Received : 2024-02-24 10:29:27
Report Released : 2024-02-24 05:41:28

Test	Result	Units	Reference Range
ESR(Erythrocyte Sedimentation Rate)	08	mm/hr	0 - 20
Blood Sugar (PP)	128.0	mg/dl	70-140
Blood Sugar (F)	92.0	mg/dl	70-110
GAMMA GT,Serum	38.0	U/L	10-45

-----End Of Report-----

Please Correlate Clinically

Dr. R.K Mahali
MBBS,MD(RIMS,Ranchi)
Biochemist Signature



Dr. Anajana
MBBS,MD(Patho),RIMS
Pathologist Signature

Address :- Zila Parisad Bhawan, District Board Chowk, Hazaribag - 825301 (Jharkhand)

📞 06546-260500/501 📞 7319942219 📧 hzbarogyam@gmail.com 🌐 www.hzbarogyam.com



UHID : UNREGISTERED
Patient Name : JAINENDRA KUMAR
Age/Gender : 39/Male
Cons. Doctor : MO. Arogyam



Bill No. : ASH/B/23-24/12049
Sample Received : 24-02-2024 10:29:27
Report Released : 24-02-2024 03:39

URINE ROUTINE EXAMINATION

Test	Result	Unit	Biological Ref. Range
PHYSICAL EXAMINATION			
Volume	20ML		
COLOUR	P.YELLOW		
APPERANCE	CLEAR		
Specific Gravity	1.015		
CHEMICAL EXAMINATION			
Ph	6.0		
Sugar	NIL		
Albumin	NIL		
Ketone Bodies	NEAGTIVE		
Urine Bile Salt	NIL		
Bile Pigment	NIL		
MICROSCOPICAL EXAMINATION			
Pus Cell	3-5/HPF		
Epithelial Cell	A FEW		
RBC	NIL	/HPF	
Bacteria	NIL		
Casts	NIL		
Others	NIL		

-----End Of Report-----

Please Correlate Clinically

Dr. R.K Mahali
MBBS,MD(RIMS,Ranchi)
Doctor Signature



Dr. Anajana
MBBS,MD(Patho),RIMS
Doctor Signature

Address :- Zila Parisad Bhawan, District Board Chowk, Hazaribag - 825301 (Jharkhand)
☎ 06546-260500/501 ☎ 7319942219 ✉ hzbarogyam@gmail.com 🌐 www.hzbarogyam.com



HAZARIBAG PATHOLOGYTM

NS-EN ISO 9001:2015 Certified

A FULLY COMPUTERISED DIAGNOSTIC LAB

Working hours : Monday to Saturday : 07:30 am to 08:00 pm : Sunday : 07:30 am to 5:00 pm.
Opp. Railway Booking Counter, Near Town Hall, NawabGanj, Hazaribag - 825301. Jharkhand.
Phone nos. : 9931817779 / 9471539321 : website : www.hzbpathology.com / email : hazaribagpathology1@gmail.com

Name of patient : Jainendra Kumar Age : 39 yrs Sex : M Date : 24/02/2024

Referred by : M/o Arogyam

Indication : Pain abd.

Technique : 3.5 MHz transabdominal transducer with color and multiherz options.

USG of : Whole abdomen.

This ultrasonographic study reveals,

LIVER : Normal in size (150.2 mm). **Parenchymal echotexture is increased.** No SOL or focal lesion seen in hepatic parenchyma. Intrahepatic biliary radicals is not dilated.

GALL BLADDER : Normal in shape and size. Wall appears normal. Lumen appears echofree.

CBD : Normal in course and caliber.

SPLEEN : Normal in size in bipolar length (105.5 mm). It shows normal echogenicity of its parenchyma. The splenic vein is not dilated.

PANCREAS : Normal in shape, size and echotexture. No cystic or mass lesion seen. PD is not dilated.

UPPER RETROPERITONEUM : Aorto-mesentric angle and surrounding structure shows no lymphadenopathy.

UPPER GI TRACT : Gastro-esophageal junction, pyloro-duodenal region and jejunal loops appears normal.

RIGHT KIDNEY : Normal in size (RK - 102.3 mm). Cortical echotexture appears normal. Pelvi-calyceal system of right kidney is not dilated. Cortico medullary differentiation intact. Hilum is normal shows normal flow. Capsule appears regular margine. **An echogenic calculus of about 4.2 mm seen in mid calyx of right casting PAS.** No mass lesion seen in right kidney.

LEFT KIDNEY : Normal in size (LK - 101.0 mm). Cortical echotexture appears normal. Pelvi-calyceal system of left kidney is not dilated. Cortico medullary differentiation intact. Hilum is normal shows normal flow. Capsule appears regular margine. No calculus or mass lesion seen in left kidney.

URETERS : B/L ureter are not dilated. Hence not visualized.

UBL : Wall appears normal in thickness and smoothness. Lumen appears echofree.

PROSTATE : Prostate appears normal in volume measures 16.6 gram. Parenchymal echotexture appears normal. Capsules appears sonographically intact. No calcification seen.

OTHERS : RIF normal. No ascites or pleural effusion is seen.

IMPRESSION : *This ultrasonographic study reveals, ---Grade - I fatty liver.
* Right nephrolithiasis.

SUGGESTION : -Correlate clinically.

The reliability of ultrasound is about 80%. The opinion mention above should be correlate with clinical findings and other investigation modality for a final diagnosis. This is not valid for medical legal purpose.

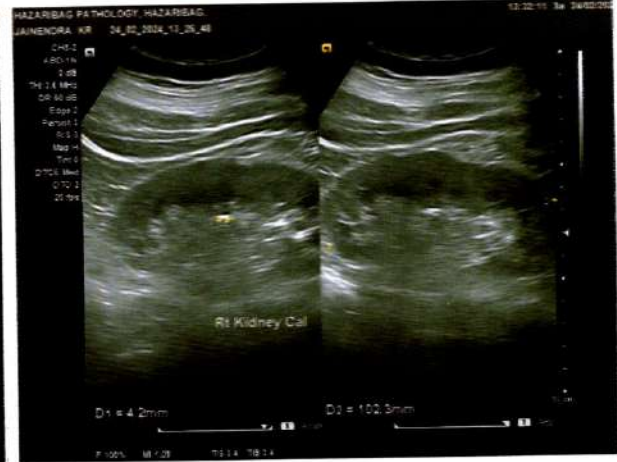
Dr. A. K. Jain MBBS
Reg. No. JMC 73

Dr. Ravikant
MBBS(RIMS), DMRD(MMC, CHENNAI)
Reg. No -- 4270

Report is prepared by :- Nilofar



HAZARIBAG PATHOLOGY, HAZARIBAG.





NAME

24_FEB_2024 PM 12:44

NO. 0517

SN: 4783835

REF. DATA

VD: 12.00 CYL: MIX

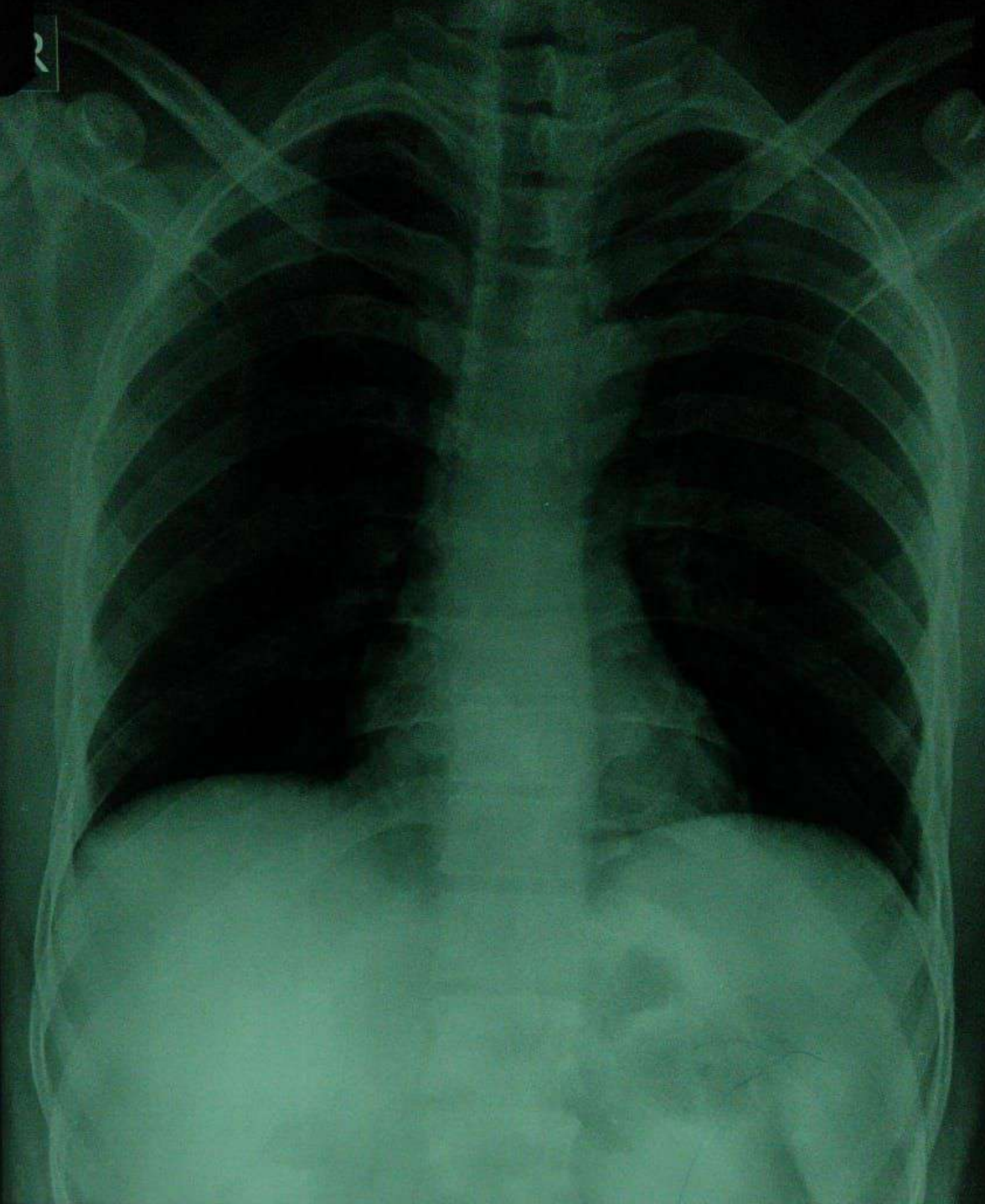
<R>	S	C	A
-	1.00	- 0.50	146
-	1.00	- 0.50	146
-	1.00	- 0.50	145
-	1.00	- 0.50	146
	S. E.	- 1.25	

<L>	S	C	A
-	0.75	- 0.25	29
-	0.75	- 0.25	28
-	0.75	- 0.25	27
-	0.75	- 0.25	28
	S. E.	- 1.00	

PD: 63.5

TOPCON

HZB AROGYAM HOSPITAL



JAINENDRA KUMAR

39

Male

12049 24/02/2024 01:03:37 PM

Chest PA

62.7 %

Hazaribag Hope & Healthcare Pvt. Ltd. (AROGYAM)

AGFA