

Trifter Road
Walsburg

Station
Telephone:

EXERCISE STRESS TEST REPORT

Patient Name: MR. PRAVEEN KUMAR
Patient ID: 2411000176
Height:
Weight:

DOB:
Age:
Gender: Male
Race:

Study Date: 11/09/2024
Test Type: --
Protocol: BRUCE

Referring Physician: --
Attending Physician: --
Technician: --

Medications:

Medical History:

Reason for Exercise Test:

Exercise Test Summary

Phase Name	Stage Name	Time in Stage	Speed (mph)	Grade (%)	HR (bpm)	BP (mmHg)	Comment
REST	SUPINE	00:27	0.00	0.00	76	120/80	
	STANDING	00:05	0.00	0.00	75		
	STAIRS	00:05	0.00	0.00	75		
	WALKUP	00:13	0.20	0.00	75		
EXERCISE	STAGE 1	03:00	1.76	0.00	108		
	STAGE 2	03:00	2.56	2.00	123	130/80	
	STAGE 3	03:00	3.46	4.00	138	140/80	
	STAGE 4	01:27	4.26	6.00	173	160/80	
RECOVERY		01:17	0.00	0.00	134	130/80	

The patient exercised according to the BRUCE for 0:07 min:s, achieving a work level of Max. METS: 13.40. The resting heart rate of 75 bpm, rose to a maximal heart rate of 176 bpm. This value represents --% of the maximal, age-predicted heart rate. The resting blood pressure of 120/80 mmHg, rose to a maximum blood pressure of 160/80 mmHg. The exercise test was stopped due to Target heart rate achieved.

Interpretation

Summary: Resting ECG: normal.
Functional Capacity: normal.
HR Response to Exercise: appropriate.
BP Response to Exercise: normal resting BP - appropriate response.
Chest Pain: none.
Arrhythmias: none.
ST Changes: none.
Overall Impression: Normal stress test.

Conclusions

Physician:

Technician:



**MEDICOVER
HOSPITALS**

A UNIT OF SAHRUDAYA HEALTHCARE PVT LTD.

DEPARTMENT OF RADIO-DIAGNOSIS

Name : KANIGANTI PRAVEEN KUMAR

AGE / SEX: 33 Years/ Male

UMR No. : 652411000176

Date: 09.11.2024

USG ABDOMEN

LIVER: is normal in size and shows homogeneous echotexture.

No evidence of intrahepatic biliary radicles dilatation / focal space occupying lesion. The portal vein and common bile duct show normal caliber.

GALL BLADDER: is distended and shows smooth walls. Wall thickness is normal. No evidence of sludge / calculus. No evidence of pericholecystic collection.

SPLEEN: Is normal in size and shows normal echo pattern.

PANCREAS: shows normal echo anatomy and its relationship with splenic vein is normal.

KIDNEYS: Both the kidneys are normal in size, shape and location and show normal-cortico-medullary differentiation. No e/o hydronephrosis or calculus.

Hyperechoic lesion 6 x 4 mm noted at lower pole of right kidney
- **Renal Angiomyolipoma.**

URINARY BLADDER: is distended with smooth walls.

No evidence of diverticulum or calculus.

PROSTATE: is normal in size and shows homogeneous echotexture.

No evidence of ascites / pleural effusion.

IMPRESSION:

Right Renal Angiomyolipoma.


DR. DHINESH RAM
RADIOLOGIST



2DECHO& COLOUR DOPPLER

PATIENT NAME : MR.PRAVEEN KUMAR
AGE/SEX : 33 Y/M
CONSULTANT DOCTOR :

DATE:- 09-11-2024
OP/IP No: 652411000176

MITRAL VALVE : NORMAL
AORTIC VALVE : NORMAL
PULMONARY VALVE : NORMAL
TRICUSPID VALVE : NORMAL
LEFT ATRIUM : 3.2 CM
LEFT VENTRICLE : NO LV RWMA

EDD: 4.9 cm IVS: 1.0 cm EF: 60 %
ESD: 3.0 cm PW: 1.0 cm FS: 30 %

RIGHT ATRIUM : NORMAL
RIGHT VENTRICLE : NORMAL
AORTA : 2.7 CM
PULMONARY ARTERY : NORMAL
IAS : INTACT
IVS : INTACT
CS/SVC/IVC : NORMAL
PERICARDIUM : NORMAL
INTRACARDIAC MASSES : NORMAL



MEDICOVER
HOSPITALS

A UNIT OF SAHRUDAYA HEALTHCARE PVT. LTD.

DOPPLER STUDY

MITRAL FLOW : A-C1
AORTIC FLOW : 1.2 m/sec
TRICUSPID FLOW : 1.0 m/sec
PULMONARY FLOW : 0.8 m/sec

IMPRESSION : NORMAL SIZED CARDIAC CHAMBERS
NO I.V RWMA
NORMAL I.V /RV FUNCTION
TRIVIAL MR/TR
NO PE /CLOTS /VEG.

Consultant Name: DR.SHRAVAN KUMAR
MD.DM

Sign:

Technician Name: MR.PRAKASH

Sign:

MR. PRAVEEN KUMAR

Patient ID: 2411090176

DOB: 21/04/1974

Age: 46

Exercise Test: One Page Summary

Medicare: Hospital

Monitor: HR UCF

Max HR: 176 bpm HR average: 75

Max HR: 166/80 mmHg HR at rest: 120/80 Max RPP: 28160 mmHg/bore

Max/min: 160/80 mmHg 13-40 METs

Max ST: -0.30 mm -0.55 mV/s in V1, T, X, E, R, T, S, E, S, T, A, G, I, 2, 10-47

ST/HR index: 4.2 $\mu V/bpm$

Date/Treatment/Score: 8 Risk Category: moderate

5 Year Survival: 84.5% Average Annual Mortality: 3.1%

ST/HR slope: 0.22 $\mu V/bpm/100b$

HR recovery: 20 bpm

VE recovery: 0 $\mu V/min$

ST/HR heterocorr: 0.019 (mV/HR)

QRS duration: 84 ms QTc: 42 ms PLAX Pk: 30 ms RTc: 17 ms

Results for Treatment: Target heart rate achieved

Regity: ECG-normal

Functional Capacity: normal

HR response to exercise: appropriate

BP Response to Exercise: abnormal (resting BP) - appropriate response

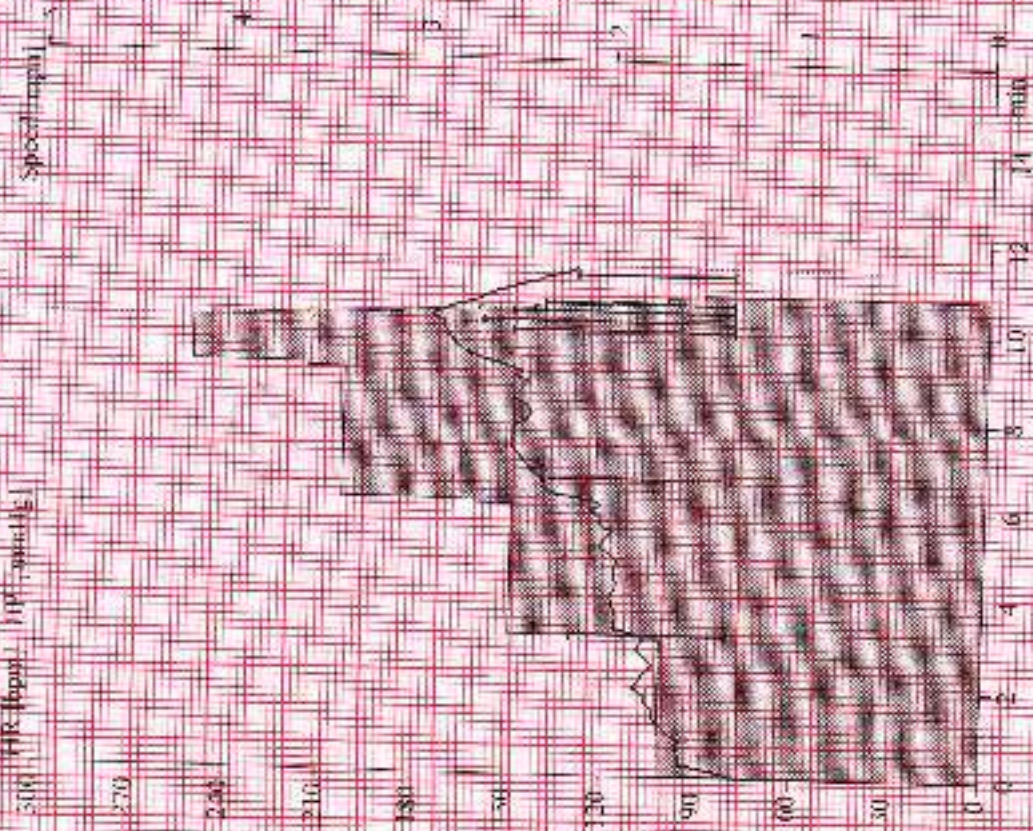
Chest Pain: none

Arrhythmias: none

ECG Changes: none

Overall Impression: Normal stresses

Lactate: 0.3



Phase: 1.24 Exercise: 10:07 Recovery: 1:18 Total: 17:49

GE CardioSoft V7.0 (10)

Unassisted

www.ecgpapers.com Ph: 044 - 2621 5746

Attending MD:

ICONET



Medicover Hospital, Opp.Nexa Showroom,
DNo:23-6-156,23-6-156/1&23-6-156/2,
SNo.126,128,129,131,132,133,134&136, Hunter road,
Hanamkonda, Warangal , Telangana, 506319, Warangal

LABORATORY REPORT : BIOCHEMISTRY

Name	: Mr. KANIGANTI PRAVEEN KUMAR	Age /Sex	: 33Y Y(s)/MALE
Bill Date	: 09-Nov-2024 09:22 AM	UMR No.	: 652411000176
Rec. Dt	: 09-Nov-2024 10:13 AM	Bill No.	: MCB65241100513
Rept. Dt	: 09-Nov-2024 12:03 PM	Result No	: RWL241101098
Ref By	: DR. Girish Loya	Sample ID	: MCWWL7014572
Sample Type	: SERUM		

BUN(BLOOD UREA NITROGEN)

<u>Parameters</u>	<u>Result</u>	<u>Reference Range</u>	<u>Units</u>
BLOOD UREA <i>Urease kinetic</i>	26.1	16.6 - 48.5	mg/dL

*** End Of Report ***



DR. MANCHALA LATA

CONSULTANT PATHOLOGIST



LABORATORY REPORT : BIOCHEMISTRY

Name	: Mr. KANIGANTI PRAVEEN KUMAR	Age /Sex	: 33Y Y(s)/MALE
Bill Date	: 09-Nov-2024 09:22 AM	UMR No.	: 652411000176
Rec. Dt	: 09-Nov-2024 10:13 AM	Bill No.	: MCB65241100513
Rept. Dt	: 09-Nov-2024 12:17 PM	Result No	: RWL241101095
Ref By	: DR. Girish Loya	Sample ID	: MCWWL7014569
Sample Type	: SERUM		

HBA1C (GLYCOSYLATED HAEMOGLOBIN)

<u>Parameters</u>	<u>Result</u>	<u>Reference Range</u>	<u>Units</u>
HBA1C <i>HPLC</i>	5.4	" Normal : < 5.7% Pre diabetic : 5.7 % - 6.5 % Diabetic : > 6.5 %	
MPG(Mean Plasma Glucose) <i>Derived from HBA1c value</i>	114.94	" Excellent Control : 90 - 120 mg/dl Good Control : 121 - 150 "	mg/dl

*** End Of Report ***



DR. MANCHALA LATA

CONSULTANT PATHOLOGIST




LABORATORY REPORT : BIOCHEMISTRY

Name	: Mr. KANIGANTI PRAVEEN KUMAR	Age /Sex	: 33Y Y(s)/MALE
Bill Date	: 09-Nov-2024 09:22 AM	UMR No.	: 652411000176
Rec. Dt	: 09-Nov-2024 10:13 AM	Bill No.	: MCB65241100513
Rept. Dt	: 09-Nov-2024 01:14 PM	Result No	: RWL241101099
Ref By	: DR. Girish Loya	Sample ID	: MCWWL7014572
Sample Type	: SERUM		

LIPID PROFILE

<u>Parameters</u>	<u>Result</u>	<u>Reference Range</u>	<u>Units</u>
TOTAL CHOLESTEROL <i>Enzymatic colorimetric</i>	162.9	Desirable : : < 200 mg/dL Borderline High : : 200 - 239 mg/dL High risk : > 240 mg/dL	mg/dL
HDL CHOLESTEROL <i>Homogeneous enzymatic colorimetric</i>	31.5	Low : : < 40 mg/dL High : : > 60 mg/dL	mg/dL
LDL CHOLESTEROL <i>Direct-Enzymatic colorimetric</i>	98.9	Very High : - > 190 mg/dL Optimal : - < 100 mg/dL Near Optimal : 100 - 129 mg/dL High : 160 - 189 mg/dL Borderline High:130-159 mg/dl	mg/dL
VLDL <i>Calculation</i>	37.7 *	2 - 30 mg/dL	mg/dL
SERUM TRYGLYCERIDES <i>Enzymatic colorimetric</i>	188.6 *	< 150 mg/dL Borderline High : 150 - 199 mg/dL High : 200 - 499 mg/dL	mg/dL
CHO/HDL RATIO <i>Calculation</i>	5.17 *	Normal : - < 3.5 High Risk : - > 5.0	
LDL/HDL RATIO	3.14		

*** End Of Report ***


DR. MANCHALA LATA
CONSULTANT PATHOLOGIST



LABORATORY REPORT : BIOCHEMISTRY

Name	: Mr. KANIGANTI PRAVEEN KUMAR	Age /Sex	: 33Y Y(s)/MALE
Bill Date	: 09-Nov-2024 09:22 AM	UMR No.	: 652411000176
Rec. Dt	: 09-Nov-2024 10:13 AM	Bill No.	: MCB65241100513
Rept. Dt	: 09-Nov-2024 12:17 PM	Result No	: RWL241101093
Ref By	: DR. Girish Loya	Sample ID	: MCWWL7014567
Sample Type	: PLASMA		

FBS (FASTING BLOOD GLUCOSE WITH URINE GLUCOSE)

<u>Parameters</u>	<u>Result</u>	<u>Reference Range</u>	<u>Units</u>
FASTING BLOOD GLUCOSE <i>Hexokinase</i>	93	Normal Range : 70 - 99 Impaired Glucose tolerance : 100 -125 Diabetes Mellitus : >=126	mg/dL

*** End Of Report ***


DR. MANCHALA LATA
CONSULTANT PATHOLOGIST



Medicover Hospital, Opp.Nexa Showroom,
DNo:23-6-156,23-6-156/1&23-6-156/2,
SNo.126,128,129,131,132,133,134&136, Hunter road,
Hanamkonda, Warangal , Telangana, 506319, Warangal

LABORATORY REPORT : BIOCHEMISTRY

Name	: Mr. KANIGANTI PRAVEEN KUMAR	Age /Sex	: 33Y Y(s)/MALE
Bill Date	: 09-Nov-2024 09:22 AM	UMR No.	: 652411000176
Rec. Dt	: 09-Nov-2024 10:13 AM	Bill No.	: MCB65241100513
Rept. Dt	: 09-Nov-2024 01:14 PM	Result No	: RWL241101100
Ref By	: DR. Girish Loya	Sample ID	: MCWWL7014572
Sample Type	: SERUM		

SERUM CREATININE

<u>Parameters</u>	<u>Result</u>	<u>Reference Range</u>	<u>Units</u>
CREATININE <i>Jaffe</i>	0.77	0.7-1.2	mg/dL

*** End Of Report ***



DR. MANCHALA LATA

CONSULTANT PATHOLOGIST



LABORATORY REPORT : BIOCHEMISTRY

Name	: Mr. KANIGANTI PRAVEEN KUMAR	Age /Sex	: 33Y Y(s)/MALE
Bill Date	: 09-Nov-2024 09:22 AM	UMR No.	: 652411000176
Rec. Dt	: 09-Nov-2024 10:13 AM	Bill No.	: MCB65241100513
Rept. Dt	: 09-Nov-2024 01:14 PM	Result No	: RWL241101102
Ref By	: DR. Girish Loya	Sample ID	: MCWWL7014572
Sample Type	: SERUM		

T3,T4 AND TSH

<u>Parameters</u>	<u>Result</u>	<u>Reference Range</u>	<u>Units</u>
T3 ECLIA	0.773 *	0.8 - 2.0	ng/mL
T4 ECLIA	4.33 *	5.1 - 14.1	ug/dL
TSH(THYROID STIMULATING HORMONE) ECLIA	6.82 *	0.270 - 4.20	uIU/mL

*** End Of Report ***



DR. MANCHALA LATA

CONSULTANT PATHOLOGIST



LABORATORY REPORT : BIOCHEMISTRY

Name	: Mr. KANIGANTI PRAVEEN KUMAR	Age /Sex	: 33Y Y(s)/MALE
Bill Date	: 09-Nov-2024 09:22 AM	UMR No.	: 652411000176
Rec. Dt	: 09-Nov-2024 10:13 AM	Bill No.	: MCB65241100513
Rept. Dt	: 09-Nov-2024 12:17 PM	Result No	: RWL241101103
Ref By	: DR. Girish Loya	Sample ID	: MCWWL7014572
Sample Type	: SERUM		

LFT(LIVER FUNCTION TEST)

Parameters	Result	Reference Range	Units
TOTAL BILIRUBIN <i>DIAZO</i>	1.00	<1.2	mg/dL
DIRECT BILIRUBIN <i>DIAZO</i>	0.33 *	<=0.20	mg/dL
INDIRECT BILIRUBIN <i>Calculated</i>	0.67	<=1.0	mg/dL
SGPT (ALT) <i>UV without P5P</i>	19	<=41	U/L
SGOT (AST) <i>UV without P5P</i>	17	<=40	U/L
ALKALINE PHOSPHATASE (ALP) <i>PNPP, AMP Buffer - IFCC Ref.</i>	81	40-129 U/L	U/L
TOTAL PROTEINS <i>Biuret method</i>	7.63	6.0 - 8.0 g/dL	g/dL
SERUM ALBUMIN <i>Bromcresol Green (BCG)</i>	4.46	3.5 - 5.2 g/dL	g/dL
GLOBULINS <i>Calculated</i>	3.17	2.5 - 3.5 g/dL	g/dL
A/G RATIO <i>Calculation</i>	1.40	1.2 - 2.5	
GAMMA GLUTAMYL TRANSFERASE(GGT) <i>G-glutamyl-carboxy-nitroanilide-IFCC</i>	40	6-42	U/L


DR. MANCHALA LATA
CONSULTANT PATHOLOGIST



MEDICOVER HOSPITALS WARANGAL



Medicover Hospital, Opp.Nexa Showroom,
DNo:23-6-156,23-6-156/1&23-6-156/2,
SNo.126,128,129,131,132,133,134&136, Hunter road,
Hanamkonda, Warangal , Telangana, 506319, Warangal

LABORATORY REPORT : BIOCHEMISTRY

Name	: Mr. KANIGANTI PRAVEEN KUMAR	Age /Sex	: 33Y Y(s)/MALE
Bill Date	: 09-Nov-2024 09:22 AM	UMR No.	: 652411000176
Rec. Dt	: 09-Nov-2024 10:13 AM	Bill No.	: MCB65241100513
Rept. Dt	: 09-Nov-2024 12:17 PM	Result No	: RWL241101103
Ref By	: DR. Girish Loya	Sample ID	: MCWWL7014572
Sample Type	: SERUM		

*** End Of Report ***


DR. MANCHALA LATA

CONSULTANT PATHOLOGIST



Medicover Hospital, Opp.Nexa Showroom,
DNo:23-6-156,23-6-156/1&23-6-156/2,
SNo.126,128,129,131,132,133,134&136, Hunter road,
Hanamkonda, Warangal , Telangana, 506319, Warangal

LABORATORY REPORT : BIOCHEMISTRY

Name	: Mr. KANIGANTI PRAVEEN KUMAR	Age /Sex	: 33Y Y(s)/MALE
Bill Date	: 09-Nov-2024 09:22 AM	UMR No.	: 652411000176
Rec. Dt	: 09-Nov-2024 10:13 AM	Bill No.	: MCB65241100513
Rept. Dt	: 09-Nov-2024 01:14 PM	Result No	: RWL241101104
Ref By	: DR. Girish Loya	Sample ID	: MCWWL7014572
Sample Type	: SERUM		

SERUM URIC ACID

<u>Parameters</u>	<u>Result</u>	<u>Reference Range</u>	<u>Units</u>
SERUM URIC ACID <i>uricase</i>	6.7 *	2.4-5.7	mg/dL

*** End Of Report ***



DR. MANCHALA LATA

CONSULTANT PATHOLOGIST



LABORATORY REPORT : BIOCHEMISTRY

Name	: Mr. KANIGANTI PRAVEEN KUMAR	Age /Sex	: 33Y Y(s)/MALE
Bill Date	: 09-Nov-2024 09:22 AM	UMR No.	: 652411000176
Rec. Dt	: 09-Nov-2024 12:20 PM	Bill No.	: MCB65241100513
Rept. Dt	: 09-Nov-2024 01:43 PM	Result No	: RWL241101137
Ref By	: DR. Girish Loya	Sample ID	: MCWWL7014592
Sample Type	:		

PLBS (POST LUNCH BLOOD SUGAR WITH URINE SUGAR)

<u>Parameters</u>	<u>Result</u>	<u>Reference Range</u>	<u>Units</u>
PLBS (POST LUNCH BLOOD SUGAR WITH URINE SUGAR) <i>Hexokinase</i>	110	110-180 mg/dL	mg/dL

*** End Of Report ***


DR. MANCHALA LATA
CONSULTANT PATHOLOGIST



LABORATORY REPORT : BLOOD BANK

Name	: Mr. KANIGANTI PRAVEEN KUMAR	Age /Sex	: 33Y Y(s)/MALE
Bill Date	: 09-Nov-2024 09:22 AM	UMR No.	: 652411000176
Rec. Dt	: 09-Nov-2024 10:13 AM	Bill No.	: MCB65241100513
Rept. Dt	: 09-Nov-2024 11:06 AM	Result No	: RWL241101094
Ref By	: DR. Girish Loya	Sample ID	: MCWWL7014568
Sample Type	: WHOLE BLOOD		

BLOOD GROUPING AND RH

<u>Parameters</u>	<u>Result</u>	<u>Reference Range</u>	<u>Units</u>
BLOOD GROUP <i>Automated microcolumn gel method</i>	O		
RH TYPE	POSITIVE		

INTERPRETATION

1. If Rh is Du positive it is best considered as Rh negative as recipient and Rh positive as donor. Proper Cross matching is recommended before transfusion.
2. In case of forward and reverse grouping discrepancy, clinical correlation and repeat sample analysis is recommended.
3. For Infants below 6 months only forward grouping is performed.
4. A sub-grouping is recommended after the age of 6 months.

*** End Of Report ***


DR. MANCHALA LATA
CONSULTANT PATHOLOGIST



LABORATORY REPORT : CLINICAL PATHOLOGY

Name	: Mr. KANIGANTI PRAVEEN KUMAR	Age /Sex	: 33Y Y(s)/MALE
Bill Date	: 09-Nov-2024 09:22 AM	UMR No.	: 652411000176
Rec. Dt	: 09-Nov-2024 10:13 AM	Bill No.	: MCB65241100513
Rept. Dt	: 09-Nov-2024 11:14 AM	Result No	: RWL241101096
Ref By	: DR. Girish Loya	Sample ID	: MCWWL7014570
Sample Type	: URINE		

CUE(COMPLETE URINE EXAMINATION)

<u>Parameters</u>	<u>Result</u>	<u>Reference Range</u>	<u>Units</u>
<u>PHYSICAL EXAMINATION</u>			
VOLUME	20	10 ml to 25 ml	ml
COLOUR	Yellow	PALE YELLOW	
APPEARANCE	Clear	CLEAR	
<u>CHEMICAL EXAMINATION</u>			
SPECIFIC GRAVITY <i>Bromthymol blue</i>	1.015	1.000 - 1.030	
PH <i>Bromthymol blue</i>	5.0	5.0 - 8.0	
PROTEIN <i>Tetra-bromophenol blue/Heat coagulation test</i>	Nil	NIL (<15 mg/dL)	
GLUCOSE <i>Glucose oxidase Peroxidase/Benedict?s test</i>	Nil	NIL (<25 mg/dL)	
UROBILINOGEN <i>Diazonium salt</i>	Nil	NIL	
KETONE <i>Sodium nitroprusside/Rothera?s test.</i>	Nil	NIL (<5 mg/dL)	


DR. MANCHALA LATA
CONSULTANT PATHOLOGIST



LABORATORY REPORT : CLINICAL PATHOLOGY

Name	: Mr. KANIGANTI PRAVEEN KUMAR	Age /Sex	: 33Y Y(s)/MALE
Bill Date	: 09-Nov-2024 09:22 AM	UMR No.	: 652411000176
Rec. Dt	: 09-Nov-2024 10:13 AM	Bill No.	: MCB65241100513
Rept. Dt	: 09-Nov-2024 11:14 AM	Result No	: RWL241101096
Ref By	: DR. Girish Loya	Sample ID	: MCWWL7014570
Sample Type	: URINE		

BILIRUBIN Nil NIL (<0.5 mg/dL)
Diazonium salt/Fouchets test

NITRITE Negative NEGATIVE
Sulfanilic acid

MICROSCOPIC EXAMINATION


PUS CELLS	2-3	0 - 5 /hpf	
RBC	Nil	0 - 5 /hpf	
EPITHELIAL CELLS	1-2	0 - 5	hpf
CRYSTALS	Nil	NIL	
CASTS	Nil	NIL	
OTHERS	Nil	NIL	

INTERPRETATION

The colour fields of chemicals correspond to the following values:

1. Proteins: neg (negative), 30-99 (+), 100-499 (++) , >500 (+++) mg/dl
2. Ketones: neg. (negative), 5 (Trace), 15-49 (+), 50-149 (++) , >150 (+++) mg/dl
3. Glucose: norm. (normal), 50-149 (+), 150-499 (++) , 500-999 (+++) , >1000 (++++) mg/dl
4. Bilirubin: neg (negative), 1 (+), 3 (++) , 6 (+++) mg/ dl
5. Urobilinogen: norm. (normal), 2 (+), 4 (++) , 8 (+++) , 12 (++++) mg/dl.

*** End Of Report ***


DR. MANCHALA LATA
CONSULTANT PATHOLOGIST




LABORATORY REPORT : HAEMATOLOGY

Name	: Mr. KANIGANTI PRAVEEN KUMAR	Age /Sex	: 33Y Y(s)/MALE
Bill Date	: 09-Nov-2024 09:22 AM	UMR No.	: 652411000176
Rec. Dt	: 09-Nov-2024 10:13 AM	Bill No.	: MCB65241100513
Rept. Dt	: 09-Nov-2024 11:06 AM	Result No	: RWL241101092
Ref By	: DR. Girish Loya	Sample ID	: MCWWL7014566
Sample Type	: WHOLE BLOOD		

CBP(COMPLETE BLOOD PICTURE)

Parameters	Result	Reference Range	Units
HEMOGLOBIN <i>Photometric</i>	15.2	13.0 - 17.0	gms/dL
R B C COUNT <i>Electrical Impedance</i>	5.2	4.5 - 5.5 10 ¹² /L	10 ¹² /L
PCV/HCT <i>Calculated</i>	45.8	40 - 50	%
MCV <i>Calculated</i>	87.2	83 - 101	fl
MCH <i>Calculated</i>	29.0	27 - 32	pg
MCHC <i>Calculated</i>	33.3	31 - 37	g/dL
RDW(cv)	15.4 *	11.6 - 14.0 %	%
TLC (TOTAL LEUCOCYTE COUNT) <i>Impedance</i>	6.4	4.0 - 10.0	10 ³ /μl
DIFFERENTIAL COUNT			
NEUTROPHILS <i>DHSS/Microscopy</i>	54	40 - 80 %	
LYMPHOCYTES <i>DHSS/Microscopy</i>	37	20 - 40 %	


DR. MANCHALA LATA
CONSULTANT PATHOLOGIST



LABORATORY REPORT : HAEMATOLOGY

Name	: Mr. KANIGANTI PRAVEEN KUMAR	Age /Sex	: 33Y Y(s)/MALE
Bill Date	: 09-Nov-2024 09:22 AM	UMR No.	: 652411000176
Rec. Dt	: 09-Nov-2024 10:13 AM	Bill No.	: MCB65241100513
Rept. Dt	: 09-Nov-2024 11:06 AM	Result No	: RWL241101092
Ref By	: DR. Girish Loya	Sample ID	: MCWWL7014566
Sample Type	: WHOLE BLOOD		

MONOCYTES <i>DHSS/Microscopy</i>	06	02 - 10 %	
EOSINOPHILS <i>DHSS/Microscopy</i>	03	00 - 06 %	
BASOPHILS <i>DHSS/Microscopy</i>	00	00 - 01 %	
ABSOLUTE NEUTROPHILS COUNT(ANC) <i>Calculated</i>	3.48 *	4.0 -14.0 10 ⁹ /L	10 ⁹ /L
ABSOLUTE LYMPHOCYTES COUNT(ALC) <i>Calculated</i>	2.39	1.0 - 3.0 10 ⁹ /L	10 ⁹ /L
ABSOLUTE MONOCYTES COUNT(AMC) <i>Calculated</i>	0.38	0.2 - 1.0 10 ⁹ /L	10 ⁹ /L
ABSOLUTE EOSINOPHILS COUNTS(AEC) <i>Calculated</i>	0.17	0.02 - 0.5 10 ⁹ /L	10 ⁹ /L
ABSOLUTE BASOPHILS COUNT(ABC) <i>Calculated</i>	00		
PLATELET COUNT <i>Electrical Impedance</i>	325	150 - 400 10 ³ /μL	10 ³ /μL


DR. MANCHALA LATA
CONSULTANT PATHOLOGIST



LABORATORY REPORT : HAEMATOLOGY

Name	: Mr. KANIGANTI PRAVEEN KUMAR	Age /Sex	: 33Y Y(s)/MALE
Bill Date	: 09-Nov-2024 09:22 AM	UMR No.	: 652411000176
Rec. Dt	: 09-Nov-2024 10:13 AM	Bill No.	: MCB65241100513
Rept. Dt	: 09-Nov-2024 11:06 AM	Result No	: RWL241101092
Ref By	: DR. Girish Loya	Sample ID	: MCWWL7014566
Sample Type	: WHOLE BLOOD		

MPV 7.7 7.5 - 11.5 fl fl

PERIPHERAL SMEAR (Leishman's Stain /Microscopy)

RBC

Normocytic Normochromic

WBC

Normal in morphology maturity and distribution

PLATELETS

Adequate

*** End Of Report ***



DR. MANCHALA LATA

CONSULTANT PATHOLOGIST



LABORATORY REPORT : HAEMATOLOGY

Name	: Mr. KANIGANTI PRAVEEN KUMAR	Age /Sex	: 33Y Y(s)/MALE
Bill Date	: 09-Nov-2024 09:22 AM	UMR No.	: 652411000176
Rec. Dt	: 09-Nov-2024 10:13 AM	Bill No.	: MCB65241100513
Rept. Dt	: 09-Nov-2024 11:28 AM	Result No	: RWL241101097
Ref By	: DR. Girish Loya	Sample ID	: MCWWL7014571
Sample Type	: WHOLE BLOOD		

ESR

Parameters

Result

Reference Range

Units

ESR

30 *

0 - 10

mm/1st hour

MODIFIED WESTERGREN'S
METHOD

*** End Of Report ***



DR. MANCHALA LATA

CONSULTANT PATHOLOGIST