

Fwd: Health Check up Booking Request(bobE5704), Beneficiary Code-147839

Rashmi Kumar <rashmi832136@gmail.com>

Mon 05-02-2024 08:37

To:Koramangala Apolloclinic <koramangala@apolloclinic.com>

----- Forwarded message -----

From: **Mediwheel** <wellness@mediwheel.in>

Date: Thu, 18 Jan, 2024, 12:14 pm

Subject: Health Check up Booking Request(bobE5704), Beneficiary Code-147839

To: <rashmi832136@gmail.com>

Cc: <customercare@mediwheel.in>

011-41195959

Dear MS. KUMARI RASHMI,

We have received your booking request for the following health checkup, please upload HRM Letter as soon as possible.

Upload HRM Letter

Booking Date : 18-01-2024

User Package Name : Mediwheel Full Body Health Checkup Female Above 40

Hospital Package Name : Mediwheel Full Body Annual Plus Check Advanced - Female

Health Check Code : PKG10000376

Name of Diagnostic/Hospital : Apollo Medical Centre - Koramangala

Address of Diagnostic/Hospital : Apollo Medical centre, Plot 51, 5th Block, Opp. Jyothi Nivas College, Koramangala - 5600095

Appointment Date : 05-02-2024

Preferred Time : 8:00am

Member Information

Booked Member Name	Age	Gender
MS. KUMARI RASHMI	40 year	Female

We will get back to you with confirmation update shortly. Please find the package details as attached for your reference.

Tests included in this Package

- Bmi Check
- Pap Smear
- Mammography
- Ent Consultation
- Dietician Consultation
- Gynae Consultation
- Thyroid Profile

- ESR
- Blood Glucose (Fasting)
- General Physician Consultation
- TMT OR 2D ECHO
- Blood Group
- Blood Glucose (Post Prandial)
- Chest X-ray
- ECG
- USG Whole Abdomen
- Eye Check-up consultation
- Urine Sugar Fasting
- Urine Sugar PP
- Dental Consultation
- Urine analysis
- CBC
- HbA1c
- Lipid Profile
- Kidney Profile
- Liver profile

Thanks,
Mediwheel Team

You have received this mail because your e-mail ID is registered with This is a system-generated e-mail **Arcofemi Healthcare Limited**, please don't reply to this message.

Please visit to our **Terms & Conditions** for more Informaion. This email is recieved because you are register with us [Click here](#) to unsubscribe.

@ 2024 - 25, Arcofemi Healthcare Pvt Limited.(Mediwheel)



बैंक ऑफ बड़ोदा
Bank of Baroda




SL.NO.15

नाम
Name

रश्मि कुमारी
Rashmi Kumari

E.C. No.

167085


जारीकर्ता प्राधिकारी
Issuing Authority


धारक के हस्ताक्षर
Signature of Holder

Name : Miss. Rashmi Kumari

Age: 40 Y

UHID:SKOR.0000188261

Sex: F



Address : kornuagala

OP Number:CKOROPV398346

 Plan : ARCOFEMI MEDIWHEEL FEMALE AHC CREDIT PAN
 INDIA OP AGREEMENT

Bill No :CKOR-OCR-80661

Date : 05.02.2024 08:41

Sno	Service Type/ServiceName	Department
1	ARCOFEMI - MEDIWHEEL - FULL BODY ANNUAL PLUS CHECK ADVANCED - FEMALE - 2D ECHO - PAN INDIA - FY2324	
1	URINE GLUCOSE(FASTING)	
2	GAMMA GLUTAMYL TRANSFERASE (GGT)	
3	SONO MAMOGRAPHY - SCREENING	18
4	HbA1c, GLYCATED HEMOGLOBIN	
5	D ECHO Dr Mohan	10
6	LIVER FUNCTION TEST (LFT)	
7	X-RAY CHEST PA	11
8	GLUCOSE, FASTING	
9	HEMOGRAM + PERIPHERAL SMEAR	
10	DENT CONSULTATION	23
11	FITNESS BY GENERAL PHYSICIAN	
12	GYNACOLOGY CONSULTATION	G3
13	DIET CONSULTATION	
14	COMPLETE URINE EXAMINATION	
15	URINE GLUCOSE(POST PRANDIAL)	
16	PERIPHERAL SMEAR	
17	ECG	14
18	BLOOD GROUP ABO AND RH FACTOR	
19	LIPID PROFILE	
20	BODY MASS INDEX (BMI)	
21	LBC PAP TEST- PAPSURE	G3
22	OPHTHAL BY GENERAL PHYSICIAN	OPD-11
23	RENAL PROFILE/RENAL FUNCTION TEST (RFT/KFT)	
24	ULTRASOUND - WHOLE ABDOMEN	18
25	THYROID PROFILE (TOTAL T3, TOTAL T4, TSH)	
26	DENTAL CONSULTATION	15
27	GLUCOSE, POST PRANDIAL (PP), 2 HOURS (POST MEAL)	

Dental - 15

BF - 10:00

Wt - 56.4 kg - 58.1 kg

Ht - 160 cm.

Physio - 17

PP - 11:30

pulse - 88 bts/min

Audio - 19

Bp - 135/69 mmHg

Ophthalm

Apollo Clinic

Consent Form

Patient Name: Rashmi Kumari Age: 40

UHID Number: - Company Name: Bank of Baroda

I Mr/Mrs/Miss: Rashmi Kumari Employee of BoB

(Company) want to inform you that I am ~~not~~ getting the consultation

Test which is a part of health check package.

Reason If any: - Saturday after 12:00 pm

And I claim the above statement in my full consciousness.

Patient Signature: [Signature] Date: 05/02/2024



DR VIJAYA LAKSHMI M
M.B.B.S, D.L.O, D.N.B(ENT)
Phone No.9972044580,080-25633823/24/23



Apollo Medical Centre
Expertise. Closer to you.

HEALTH CHECK- ENT

05/02/24

NAME: *Rashtakumar P*

AGE: *40/R*

EAR:

RE:

LE:

EXTERNAL EAR

MIDDLE EAR

INNER EAR (FN)

Normal

HEARING ASSESSMENT:

RE:

LE:

RHINNE

WEBER

ABC

Normal

NOSE

THROAT

AIRWAY

SEPTUM

TURBINATES

OTHERS

Normal

ORAL CAVITY

OROPHARYNX

PHARYNX

LARYNX

Normal

NECK

NECK NODES

OTHER

Normal

AUDIOMETRY

IMPRESSION

Normal

[Signature]
SIGNATURE:

Apollo Health and Lifestyle Limited

(CIN - U85110TG2000PLC046089) Regd. Office: 07-1-6177A, 615& 616, Imperial Towers, 7th Floor, Ameerpet, Hyderabad, Telangana - 500 038 | Email ID: enou@apollohealth.com

APOLLO CLINICS NETWORK KARNATAKA

Bangalore (Basavanagudi | Bellandur | Electronics City | HR Layout | Indira Nagar | JP Nagar | Kulkarni Halli | Koramangala | Sarjapur Road) **Mysore** (Kaidasa Road)

Online appointments: www.apollohealth.com

TO BOOK AN APPOINTMENT

1860 500 7788

OPHTHAL REPORT

NAME: Aashani Kumari

AGE: 40... GENDER: MALE/FEMALE

RIGHT EYE

	SPH	CYL	AXIS	VA
DV	-2.25	-0.50	90°	6/6
NV	—————			NC

LEFT EYE

	SPH	CYL	AXIS	VA
DV	-2.00	—————	—————	6/6
NV	—————			NC

REMARK: use same glass

DATE: 05/02/24

pk
OPTOMETRIST

BRING THIS PRESCRIPTION IN YOUR NEXT VISIT

Date : 5/2/24
MRNO :
Name : Mrs. Rashmi
Age/Gender : 40y/f

Department : OBSTETRICS & GYNAECOLOGY
Consultant : DR. JYOTHI RAJESH
KMC NO-42823
Qualification : DGO, (DNB)
Consultation Timings: 9.30am to 12.00pm
Phone no: 9972044580

Height :	Weight :	BMI :	Waist Circum :
Temp :	Pulse :	Resp :	B.P :

General Examination / Allergies
History

Clinical Diagnosis & Management Plan

No gynae complaints
Mm. mnx-regular cont. 25/1
OBU - P. 4 L. 14yrs L55
Post 4 - A65
Family H. Father - DM
O/E. P/A soft
to spec @
pls. Co | @ Bc. fetus
uapma

Follow up date: 2 weeks

Doctor Signature

Patient Name	: Ms Rashmi Kumari	Patient ID	: 188261
Age	: 40Year(s)	Sex	: Female
Referring Doctor	: H/C	Date	: 05.02.24

ULTRASOUND ABDOMEN AND PELVIS

Liver is normal in size and shows normal echo pattern. No biliary dilatation. No focal lesion.
Portal vein is normal in size, course and caliber. CBD is not dilated.
Gall bladder Contracted
Pancreas to the extent visualized, appears normal in size, contour and echogenicity
Spleen is normal in size, shape, contour and echopattern. No evidence of mass or focal lesion.
Right kidney is normal in size, position, shape and echopattern. Corticomedullary differentiation is maintained. No evidence of calculi or hydronephrosis.
Left kidney is normal in size, position, shape and echopattern. corticomedullary differentiation is maintained. No evidence of calculi or hydronephrosis.
Urinary Bladder is well distended, wall thickness is normal. No internal echoes.
Uterus: is normal in size. Endometrial echoes are normal
Endometrium: measures 4.0mm.
Right ovary: not visualized
Left ovary: Normal
Both adnexa: Normal, no mass seen.
There is no ascites.

IMPRESSION: NO SIGNIFICANT ABNORMALITIES DETECTED.



DR VINOD JOSEPH DNB,DMRD
RADIOLOGIST



Patient Name : Ms Rashmi Kumari
Age : 40Years
Referring Doctor : H/C

Patient ID : 188261
Sex : Female
Date : 05.02.24

SONOMAMMOGRAPHY

Both breast shows normal parenchymal echotexture. There is no evidence of distortion of parenchymal architecture.

There is no evidence of focal solid, cystic lesions or calcifications seen.

The nipple and areolar region show no abnormality.

The bilateral axillary region shows no abnormality and there is no evidence of enlarged lymph nodes.

IMPRESSION: NORMAL SONOMAMMOGRAPHY STUDY - BIRADS 1


DR VINOD JOSEPH DNB,DMRD
RADIOLOGIST

NAME: Mrs .RESHMI KUMARI	AGE: 40Y
SEX:EFMALE	DATE: 06/02/2024

ECHOCARDIOGRAPHY REPORT

MEASUREMENT

AO - 22 (20 - 35)mm	LVID d - 36 (36-52)mm	IVS - 10 (06 - 11)mm
L.A -24 (19- 40)mm	LVID s -23 (23- 39)mm	PWD 11 (06- 11)mm
Ef - 60 (>50%)	RVID-24	

VALVES

Mitral Valve : Normal ,
 Aortic Valve : Normal, ,
 Tricuspid Valve : Normal, Trivial TR, RVSP - 20 mm
 Pulmonary Valve : Normal.

CHAMBERS

Left Atrium : Normal
 Right Atrium : Normal
 Left Ventricle : Normal ,
 Right Ventricle : Normal

SEPTAE

IVS : Intact
 IAS : Intact

GREAT ARTERIES

Aorta : Normal
Pulmonary Artery : Normal

DOPPLER DATA

Mitral : E > A , 0.7 / 0.5
m/s
Aortic : Normal , 1.0 m/s
Tricuspid : Normal , 0.4 / 0.6
Pulmonary : Normal, 1.10

WALL MOTION ABNORMALITIES : No RWMA

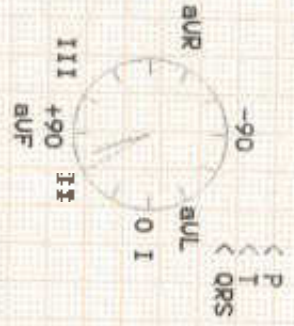
Pericardium : Normal

FINAL DIAGNOSIS

**NORMAL LV SYSTOLIC FUNCTION
NO RWMA AT REST, LV EF - 60 %
NORMAL DIASTOLIC FUNCTION
NO OBVIOUS CLOTS/ EFFUSION/ VEGETATION**

DR. MOHAN MURALI
DNB(MED), DNB(CARDIOLOGY)
CONSULTANT CARDIOLOGIST

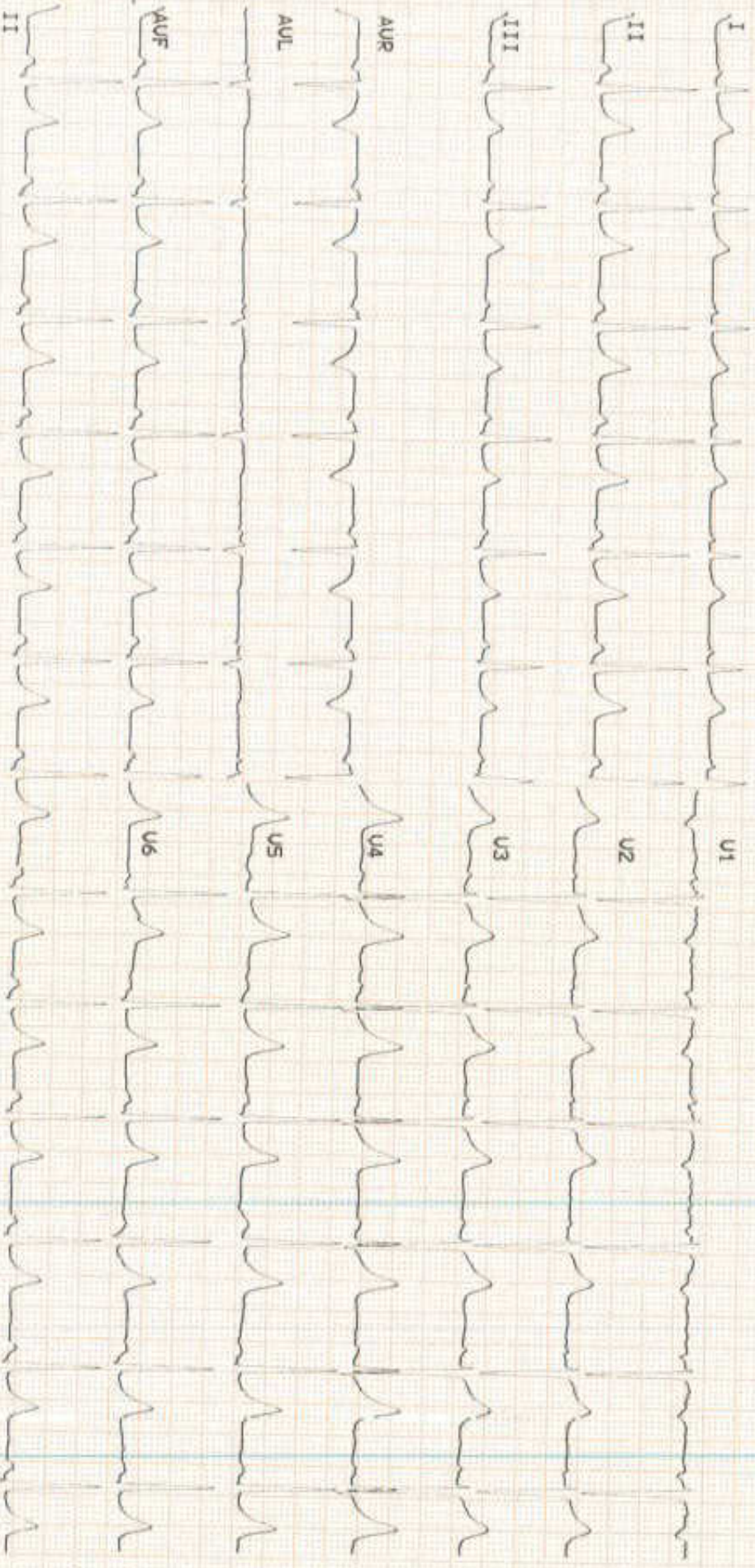
Female
 AGE: 40
 Measurement Results:
 QT/QTcB : 394 / 454 ms
 PR : 122 ms
 P : 100 ms
 PR/PP : 754 / 730 ms
 P/QRS/T : 75 / 70 / 60 degrees
 QTd/QTcBd : 60 / 69 ms
 Sokolow NK : 3.2 mV
 11



Interpretation:

SR

Unconfirmed report.



Patient Name	: Miss. Rashmi Kumari	Age	: 40 Y/F
UHID	: SKOR.0000188261	OP Visit No	: CKOROPV398346
Reported By:	: Dr. MOHAN MURALI	Conducted Date	: 05-02-2024 18:50
Referred By	: SELF		

ECG REPORT

Observation :-

1. Normal Sinus Rhythm.
2. Heart rate is 79beats per minutes.
3. No pathological Q wave or S-T,T changes seen.
4. Normal P,Q,R,S,T waves and axis.
5. No evidence of chamber, hypertrophy or enlargement seen.

Impression:

NORMAL RESTING ECG.

Dr MOHAN MURALI
CARDIOLOGIST

NOTE:KINDLY TAKE A PHOTOCOPY OF THE GRAPH
FOR FUTURE REFERENCE IF NEEDED.

----- END OF THE REPORT' -----

Patient Name	: Miss. Rashmi Kumari	Age	: 40 Y F
UHID	: SKOR.0000188261	OP Visit No	: CKOROPV398346
Reported on	: 05-02-2024 18:10	Printed on	: 05-02-2024 18:28
Adm/Consult Doctor	:	Ref Doctor	: SELF

DEPARTMENT OF RADIOLOGY

X-RAY CHEST PA

Both lungs fields appear normal.

Both hila are normal.

Both costophrenic and cardiophrenic angles are normal.

The cardiac and mediastinal shadows appear normal.

Bones and soft tissues appear normal.

IMPRESSION : NORMAL STUDY.

Printed on:05-02-2024 18:10

---End of the Report---



Dr. VINOD P JOSEPH
MBBS, DNB, DMRD
Radiology



Patient Name	: Miss. Rashmi Kumari	Age/Gender	: 40 Y/F
UHID/MR No.	: SKOR.0000188261	OP Visit No	: CKOROPV398346
Sample Collected on	:	Reported on	: 05-02-2024 11:03
LRN#	: RAD2226268	Specimen	:
Ref Doctor	: SELF		
Emp/Auth/TPA ID	: PKG10000376.		

DEPARTMENT OF RADIOLOGY

SONO MAMMOGRAPHY - SCREENING

Both breast shows normal parenchymal echotexture. There is no evidence of distortion of parenchymal architecture.

There is no evidence of focal solid, cystic lesions or calcifications seen.

The nipple and areolar region show no abnormality.

The bilateral axillary region shows no abnormality and there is no evidence of enlarge lymph nodes.

IMPRESSION: NORMAL SONOMAMMOGRAPHY STUDY – BIRADS 1

**DR VINOD JOSEPH DNB,DMRD
RADIOLOGIST**

Dr. VINOD P JOSEPH
MBBS, DNB, DMRD
Radiology



Patient Name	: Miss. Rashmi Kumari	Age/Gender	: 40 Y/F
UHID/MR No.	: SKOR.0000188261	OP Visit No	: CKOROPV398346
Sample Collected on	:	Reported on	: 05-02-2024 18:10
LRN#	: RAD2226268	Specimen	:
Ref Doctor	: SELF		
Emp/Auth/TPA ID	: PKG10000376.		

DEPARTMENT OF RADIOLOGY

X-RAY CHEST PA

Both lungs fields appear normal.

Both hila are normal.

Both costophrenic and cardiophrenic angles are normal.

The cardiac and mediastinal shadows appear normal.

Bones and soft tissues appear normal.

IMPRESSION : NORMAL STUDY.

Dr. VINOD P JOSEPH
MBBS, DNB, DMRD
Radiology

Patient Name	: Miss. Rashmi Kumari	Age/Gender	: 40 Y/F
UHID/MR No.	: SKOR.0000188261	OP Visit No	: CKOROPV398346
Sample Collected on	:	Reported on	: 05-02-2024 11:41
LRN#	: RAD2226268	Specimen	:
Ref Doctor	: SELF		
Emp/Auth/TPA ID	: PKG10000376.		

DEPARTMENT OF RADIOLOGY

ULTRASOUND - WHOLE ABDOMEN

Liver is normal in size and shows normal echo pattern. No biliary dilatation .No focal lesion
Portal vein is normal in size, course and caliber. CBD is not dilated.

Gall bladder Contracted

Pancreas to the extent visualized, appears normal in size, contour and echogenicity

Spleen is normal in size, shape, contour and echopattern. No evidence of mass or focal lesion.

Right kidney is normal in size, position, shape and echopattern. Corticomedullary differentiation is maintained. No evidence of calculi or hydronephrosis.

Left kidney is normal in size, position, shape and echopattern.corticomedullary differentiation is maintained. No evidence of calculi or hydronephrosis.

Urinary Bladder is well distended. wall thickness is normal. No internal echoes.

Uterus: is normal in size. Endometrial echoes are normal

Endometrium: measures 4.0mm.

Right ovary:not visualized

Left ovary:Normal

Both adnexa: Normal, no mass seen.

There is no ascites.

IMPRESSION: NO SIGNIFICANT ABNORMALITIES DETECTED.

**DR VINOD JOSEPH DNB,DMRD
RADIOLOGIST**

Dr. VINOD P JOSEPH
MBBS, DNB, DMRD
Radiology

Patient Name : Miss.RASHMI KUMARI	Collected : 05/Feb/2024 08:45AM
Age/Gender : 40 Y 10 M 15 D/F	Received : 05/Feb/2024 10:58AM
UHID/MR No : SKOR.0000188261	Reported : 05/Feb/2024 01:25PM
Visit ID : CKOROPV398346	Status : Final Report
Ref Doctor : Dr.SELF	Sponsor Name : ARCOFEMI HEALTHCARE LIMITED
Emp/Auth/TPA ID : PKG10000376.	

DEPARTMENT OF HAEMATOLOGY

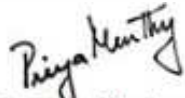
ARCOFEMI - MEDIWHEEL - FULL BODY ANNUAL PLUS CHECK ADVANCED - FEMALE - 2D ECHO - PAN INDIA - FY2324

Test Name	Result	Unit	Bio. Ref. Range	Method
HEMOGRAM , WHOLE BLOOD EDTA				
HAEMOGLOBIN	13.3	g/dL	12-15	Spectrophotometer
PCV	39.60	%	36-46	Electronic pulse & Calculation
RBC COUNT	4.07	Million/cu.mm	3.8-4.8	Electrical Impedance
MCV	97.3	fL	83-101	Calculated
MCH	32.6	pg	27-32	Calculated
MCHC	33.5	g/dL	31.5-34.5	Calculated
R.D.W	13	%	11.6-14	Calculated
TOTAL LEUCOCYTE COUNT (TLC)	2,570	cells/cu.mm	4000-10000	Electrical Impedance
DIFFERENTIAL LEUCOCYTIC COUNT (DLC)				
NEUTROPHILS	42	%	40-80	Electrical Impedance
LYMPHOCYTES	51	%	20-40	Electrical Impedance
EOSINOPHILS	1	%	1-6	Electrical Impedance
MONOCYTES	6	%	2-10	Electrical Impedance
BASOPHILS	0	%	<1-2	Electrical Impedance
ABSOLUTE LEUCOCYTE COUNT				
NEUTROPHILS	1079.4	Cells/cu.mm	2000-7000	Calculated
LYMPHOCYTES	1310.7	Cells/cu.mm	1000-3000	Calculated
EOSINOPHILS	25.7	Cells/cu.mm	20-500	Calculated
MONOCYTES	154.2	Cells/cu.mm	200-1000	Calculated
PLATELET COUNT	156000	cells/cu.mm	150000-410000	Electrical impedance
ERYTHROCYTE SEDIMENTATION RATE (ESR)	23	mm at the end of 1 hour	0-20	Modified Westegren method
PERIPHERAL SMEAR				

RBC NORMOCYTIC NORMOCHROMIC
WBC COUNT REDUCED IN TOTAL COUNT
PLATELETS ARE ADEQUATE ON SMEAR
NO HEMOPARASITES SEEN



Dr. Shobha Emmanuel
M.B.B.S., M.D (Pathology)
Consultant Pathologist



Dr. Priya Murthy
M.B.B.S., M.D (Pathology)
Consultant Pathologist



SIN No: BED240027924

THIS TEST HAS BEEN PERFORMED AT APOLLO HEALTH AND LIFESTYLE LIMITED- RRL BANGALORE

Apollo Health and Lifestyle Limited (CIN - U85110TG2000PLC115819)
Regd. Office: 1-10-60/52, Ashoka Raghupathi Chambers, 5th Floor, Begumpet, Hyderabad, Telangana - 500 016 |
www.apollohl.com | Email ID: enquiry@apollohl.com, Ph No: 040-4904 7777, Fax No: 4904 7744

APOLLO CLINICS NETWORK

Telangana: Hyderabad (AS Rao Nagar | Chanda Nagar | Kondapur | Nallakurta | Nizampet | Manikonda) | Uppal | Andhra Pradesh: Vijay (Seethamma Peta) | Karnataka: Bangalore (Basavanagudi | Bellandur | Electronics City | Fraser Town | HSR Layout | Indira Nagar | JP Nagar | Kundalahalli | Koramangala | Sarjapur Road) | Mysore (VV Mohalla) | Tamil Nadu: Chennai (Annanagar | Kotturpuram | Mogappair | T Nagar) | Volasarakkham | Velachery | Maharashtra: Pune (Aundh | Nigdi Pradhikaran | Viman Nagar | Wanowrie) | Uttar Pradesh: Ghaziabad (Indrapuram) | Gujarat: Ahmedabad (Satellite) | Punjab: Amritsar (Court Road) | Haryana: Faridabad (Railway Station Road)

Address:
123/100/123, Doddathangur Village, Neeladri Main Road,
Neeladri Nagar, Electronic city, Bengaluru,
Karnataka - 560034

 **1860 500 7788**
www.apolloclinic.com

Patient Name : Miss.RASHMI KUMARI	Collected : 05/Feb/2024 08:45AM
Age/Gender : 40 Y 10 M 15 D/F	Received : 05/Feb/2024 10:58AM
UHID/MR No : SKOR.0000188261	Reported : 05/Feb/2024 01:25PM
Visit ID : CKOROPV398346	Status : Final Report
Ref Doctor : Dr.SELF	Sponsor Name : ARCOFEMI HEALTHCARE LIMITED
Emp/Auth/TPA ID : PKG10000376.	

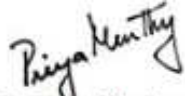
DEPARTMENT OF HAEMATOLOGY

ARCOFEMI - MEDIWHEEL - FULL BODY ANNUAL PLUS CHECK ADVANCED - FEMALE - 2D ECHO - PAN INDIA - FY2324

IMPRESSION: NORMOCYTIC NORMOCHROMIC BLOOD PICTURE WITH LEUCOPENIA.



Dr. Shobha Emmanuel
M.B.B.S, M.D (Pathology)
Consultant Pathologist



Dr. Priya Murthy
M.B.B.S, M.D (Pathology)
Consultant Pathologist



SIN No: BED240027924

THIS TEST HAS BEEN PERFORMED AT APOLLO HEALTH AND LIFESTYLE LIMITED- RRL BANGALORE

Apollo Health and Lifestyle Limited (CIN - U85110TG2000PLC115B19)
Regd. Office: 1-10-60/62, Ashoka Raghupathi Chambers, 5th Floor, Begumpet, Hyderabad, Telangana - 500 016 |
www.apollohl.com | Email ID: enquiry@apollohl.com, Ph No: 040-4904 7777, Fax No: 4904 7744

APOLLO CLINICS NETWORK

Telangana: Hyderabad (AS Rao Nagar | Chanda Nagar | Kondapur | Nallakurta | Nizampet | Manikonda | Uppal) | Andhra Pradesh: Vijay (Seethamma Peta) | Karnataka: Bangalore (Basavanagudi | Bellandur | Electronics City | Fraser Town | HSR Layout | Indira Nagar | JP Nagar | Kundalahalli | Koramangala | Sarjapur Road) | Mysore (VV Mohalla) | Tamil Nadu: Chennai (Annanagar | Kotturpuram | Moggappair | T Nagar) | Volasarakkham | Velachery | Maharashtra: Pune (Aundh | Nigdi Pradhikaran | Viman Nagar | Wanowrie) | Uttar Pradesh: Ghaziabad (Indrapuram) | Gujarat: Ahmedabad (Satellite) | Punjab: Amritsar (Court Road) | Haryana: Faridabad (Railway Station Road)

Address:
123/100/123, Doddathurage Village, Neelabiri Main Road,
Neelabiri Nagar, Electronic city, Bengaluru,
Karnataka - 560034

 **1860 500 7788**
www.apolloclinic.com

Patient Name : Miss.RASHMI KUMARI	Collected : 05/Feb/2024 08:45AM
Age/Gender : 40 Y 10 M 15 D/F	Received : 05/Feb/2024 10:58AM
UHID/MR No : SKOR.0000188261	Reported : 05/Feb/2024 02:40PM
Visit ID : CKOROPV398346	Status : Final Report
Ref Doctor : Dr.SELF	Sponsor Name : ARCOFEMI HEALTHCARE LIMITED
Emp/Auth/TPA ID : PKG10000376.	

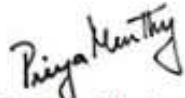
DEPARTMENT OF HAEMATOLOGY

ARCOFEMI - MEDIWHEEL - FULL BODY ANNUAL PLUS CHECK ADVANCED - FEMALE - 2D ECHO - PAN INDIA - FY2324

Test Name	Result	Unit	Bio. Ref. Range	Method
BLOOD GROUP ABO AND RH FACTOR , WHOLE BLOOD EDTA				
BLOOD GROUP TYPE	B			Microplate Hemagglutination
Rh TYPE	Positive			Microplate Hemagglutination



Dr. Shobha Emmanuel
M.B.B.S, M.D (Pathology)
Consultant Pathologist



Dr. Priya Murthy
M.B.B.S, M.D (Pathology)
Consultant Pathologist



SIN No: BED240027924

THIS TEST HAS BEEN PERFORMED AT APOLLO HEALTH AND LIFESTYLE LIMITED- RRL BANGALORE

Apollo Health and Lifestyle Limited (CIN - U85110TG2000PLC115B19)
Regd. Office: 1-10-60/62, Ashoka Raghupathi Chambers, 5th Floor, Begumpet, Hyderabad, Telangana - 500 016 |
www.apollohl.com | Email ID: enquiry@apollohl.com, Ph No: 040-4904 7777, Fax No: 4904 7744

APOLLO CLINICS NETWORK

Telangana: Hyderabad (AS Rao Nagar | Chanda Nagar | Kondapur | Nallakurta | Nizampet | Manikonda | Uppal) | Andhra Pradesh: Vijay (Seethamma Peta) | Karnataka: Bangalore (Basavanagudi | Bellandur | Electronics City | Fraser Town | HSR Layout | Indira Nagar | JP Nagar | Kundalahalli | Koramangala | Sarjapur Road) | Mysore (VV Mohalla) | Tamil Nadu: Chennai (Annamalai | Kotturpuram | Mogappair | T Nagar) | Volasravakkam | Velachery | Maharashtra: Pune (Aundh | Nigdi Pradhikaran | Viman Nagar | Wanowrie) | Uttar Pradesh: Ghaziabad (Indrapuram) | Gujarat: Ahmedabad (Satellite) | Punjab: Amritsar (Court Road) | Haryana: Faridabad (Railway Station Road)

Address:
123/100/123, Doddathangur Village, Neelabari Main Road,
Neelabari Nagar, Electronic city, Bengaluru,
Karnataka- 560034

 **1860 500 7788**
www.apolloclinic.com

Patient Name : Miss.RASHMI KUMARI	Collected : 05/Feb/2024 08:45AM
Age/Gender : 40 Y 10 M 15 D/F	Received : 05/Feb/2024 11:18AM
UHID/MR No : SKOR.0000188261	Reported : 05/Feb/2024 12:15PM
Visit ID : CKOROPV398346	Status : Final Report
Ref Doctor : Dr.SELF	Sponsor Name : ARCOFEMI HEALTHCARE LIMITED
Emp/Auth/TPA ID : PKG10000376.	

DEPARTMENT OF BIOCHEMISTRY

ARCOFEMI - MEDIWHEEL - FULL BODY ANNUAL PLUS CHECK ADVANCED - FEMALE - 2D ECHO - PAN INDIA - FY2324

Test Name	Result	Unit	Bio. Ref. Range	Method
GLUCOSE, FASTING , NAF PLASMA	110	mg/dL	70-100	HEXOKINASE

Comment:

As per American Diabetes Guidelines, 2023

Fasting Glucose Values in mg/dL	Interpretation
70-100 mg/dL	Normal
100-125 mg/dL	Prediabetes
≥126 mg/dL	Diabetes
<70 mg/dL	Hypoglycemia

Note:

- The diagnosis of Diabetes requires a fasting plasma glucose of > or = 126 mg/dL and/or a random / 2 hr post glucose value of > or = 200 mg/dL on at least 2 occasions.
- Very high glucose levels (>450 mg/dL in adults) may result in Diabetic Ketoacidosis & is considered critical.

Test Name	Result	Unit	Bio. Ref. Range	Method
GLUCOSE, POST PRANDIAL (PP), 2 HOURS , SODIUM FLUORIDE PLASMA (2 HR)	118	mg/dL	70-140	HEXOKINASE

Comment:

It is recommended that FBS and PPBS should be interpreted with respect to their Biological reference ranges and not with each other.

Conditions which may lead to lower postprandial glucose levels as compared to fasting glucose levels may be due to reactive hypoglycemia, dietary meal content, duration or timing of sampling after food digestion and absorption, medications such as insulin preparations, sulfonylureas, amylin analogues, or conditions such as overproduction of insulin.

Test Name	Result	Unit	Bio. Ref. Range	Method
HBA1C (GLYCATED HEMOGLOBIN) , WHOLE BLOOD EDTA				
HBA1C, GLYCATED HEMOGLOBIN	5.8	%		HPLC



DR.SHIVARAJA SHETTY
M.B.B.S,M.D(Biochemistry)
CONSULTANT BIOCHEMIST

SIN No:EDT240012152



Patient Name : Miss.RASHMI KUMARI	Collected : 05/Feb/2024 08:45AM
Age/Gender : 40 Y 10 M 15 D/F	Received : 05/Feb/2024 11:18AM
UHID/MR No : SKOR.0000188261	Reported : 05/Feb/2024 12:15PM
Visit ID : CKOROPV398346	Status : Final Report
Ref Doctor : Dr.SELF	Sponsor Name : ARCOFEMI HEALTHCARE LIMITED
Emp/Auth/TPA ID : PKG10000376.	

DEPARTMENT OF BIOCHEMISTRY

ARCOFEMI - MEDIWHEEL - FULL BODY ANNUAL PLUS CHECK ADVANCED - FEMALE - 2D ECHO - PAN INDIA - FY2324

ESTIMATED AVERAGE GLUCOSE (eAG)	120	mg/dL	Calculated
---------------------------------	-----	-------	------------


Comment:

Reference Range as per American Diabetes Association (ADA) 2023 Guidelines:

REFERENCE GROUP	HbA1C %
NON DIABETIC	<5.7
PREDIABETES	5.7 – 6.4
DIABETES	≥ 6.5
DIABETICS	
EXCELLENT CONTROL	6 – 7
FAIR TO GOOD CONTROL	7 – 8
UNSATISFACTORY CONTROL	8 – 10
POOR CONTROL	>10

Note: Dietary preparation or fasting is not required.

- HbA1C is recommended by American Diabetes Association for Diagnosing Diabetes and monitoring Glycemic Control by American Diabetes Association guidelines 2023.
- Trends in HbA1C values is a better indicator of Glycemic control than a single test.
- Low HbA1C in Non-Diabetic patients are associated with Anemia (Iron Deficiency/Hemolytic), Liver Disorders, Chronic Kidney Disease. Clinical Correlation is advised in interpretation of low Values.
- Falsely low HbA1c (below 4%) may be observed in patients with clinical conditions that shorten erythrocyte life span or decrease mean erythrocyte age. HbA1c may not accurately reflect glycemic control when clinical conditions that affect erythrocyte survival are present.
- In cases of Interference of Hemoglobin variants in HbA1C, alternative methods (Fructosamine) estimation is recommended for Glycemic Control
 - A: HbF >25%
 - B: Homozygous Hemoglobinopathy.
 (Hb Electrophoresis is recommended method for detection of Hemoglobinopathy)



DR. SHIVARAJA SHETTY
M.B.B.S, M.D (Biochemistry)
CONSULTANT BIOCHEMIST

SIN No:EDT240012152



Patient Name : Miss.RASHMI KUMARI	Collected : 05/Feb/2024 08:45AM
Age/Gender : 40 Y 10 M 15 D/F	Received : 05/Feb/2024 11:19AM
UHID/MR No : SKOR.0000188261	Reported : 05/Feb/2024 12:29PM
Visit ID : CKOROPV398346	Status : Final Report
Ref Doctor : Dr.SELF	Sponsor Name : ARCOFEMI HEALTHCARE LIMITED
Emp/Auth/TPA ID : PKG10000376.	

DEPARTMENT OF BIOCHEMISTRY

ARCOFEMI - MEDIWHEEL - FULL BODY ANNUAL PLUS CHECK ADVANCED - FEMALE - 2D ECHO - PAN INDIA - FY2324


Test Name	Result	Unit	Bio. Ref. Range	Method
LIPID PROFILE , SERUM				
TOTAL CHOLESTEROL	220	mg/dL	<200	CHO-POD
TRIGLYCERIDES	106	mg/dL	<150	GPO-POD
HDL CHOLESTEROL	62	mg/dL	40-60	Enzymatic Immunoinhibition
NON-HDL CHOLESTEROL	158	mg/dL	<130	Calculated
LDL CHOLESTEROL	137.3	mg/dL	<100	Calculated
VLDL CHOLESTEROL	21.2	mg/dL	<30	Calculated
CHOL / HDL RATIO	3.56		0-4.97	Calculated

Comment:

Reference Interval as per National Cholesterol Education Program (NCEP) Adult Treatment Panel III Report.

	Desirable	Borderline High	High	Very High
TOTAL CHOLESTEROL	< 200	200 - 239	≥ 240	
TRIGLYCERIDES	<150	150 - 199	200 - 499	≥ 500
LDL	Optimal < 100 Near Optimal 100-129	130 - 159	160 - 189	≥ 190
HDL	≥ 60			
NON-HDL CHOLESTEROL	Optimal <130; Above Optimal 130-159	160-189	190-219	>220

1. Measurements in the same patient on different days can show physiological and analytical variations.
2. NCEP ATP III identifies non-HDL cholesterol as a secondary target of therapy in persons with high triglycerides.
3. Primary prevention algorithm now includes absolute risk estimation and lower LDL Cholesterol target levels to determine eligibility of drug therapy.
4. Low HDL levels are associated with Coronary Heart Disease due to insufficient HDL being available to participate in reverse cholesterol transport, the process by which cholesterol is eliminated from peripheral tissues.
5. As per NCEP guidelines, all adults above the age of 20 years should be screened for lipid status. Selective screening of children above the age of 2 years with a family history of premature cardiovascular disease or those with at least one parent with high total cholesterol is recommended.
6. VLDL, LDL Cholesterol Non HDL Cholesterol, CHOL/HDL RATIO, LDL/HDL RATIO are calculated parameters when Triglycerides are below 350mg/dl. When Triglycerides are more than 350 mg/dl LDL cholesterol is a direct measurement.



DR.SHIVARAJA SHETTY
M.B.B.S,M.D(Biochemistry)
CONSULTANT BIOCHEMIST

SIN No:SE04619334



THIS TEST HAS BEEN PERFORMED AT APOLLO HEALTH AND LIFESTYLE LIMITED- RRL BANGALORE

Apollo Health and Lifestyle Limited (CIN - U85110TG2000PLC115819)
Regd. Office: 1-10-60/52, Ashoka Raghupathi Chambers, 5th Floor, Begumpet, Hyderabad, Telangana - 500 016 |
www.apollohl.com | Email ID: enquiry@apollohl.com, Ph No: 040-4904 7777, Fax No: 4904 7744

APOLLO CLINICS NETWORK

Telangana: Hyderabad (AS Rao Nagar | Chanda Nagar | Kondapur | Nallakurta | Nizampet | Manikonda | Uppal) | **Andhra Pradesh:** Vijay (Seethamma Peta) | **Karnataka:** Bangalore (Basavanagudi | Bellandur | Electronics City | Fraser Town | HSR Layout | Indira Nagar | JP Nagar | Kuntalahalli | Koramangala | Sarjapur Road) | **Mysore** (VV Mohalla) | **Tamil Nadu:** Chennai (Annamalai | Kotturpuram | Mogappair | T.Nagar | Velasaravakkam | Velachery) | **Maharashtra:** Pune (Aundh | Nigdi Pradhikaran | Viman Nagar | Warowrie) | **Uttar Pradesh:** Ghaziabad (Indraprastha) | **Gujarat:** Ahmedabad (Satellite) | **Punjab:** Amritsar (Court Road) | **Haryana:** Faridabad (Railway Station Road)

Address:
123/100/123, Doddabangur Village, Neelabari Main Road,
Neelabari Nagar, Electronic city, Bengaluru,
Karnataka- 560034

 **1860 500 7788**
www.apolloclinic.com

Patient Name : Miss.RASHMI KUMARI	Collected : 05/Feb/2024 08:45AM
Age/Gender : 40 Y 10 M 15 D/F	Received : 05/Feb/2024 11:19AM
UHID/MR No : SKOR.0000188261	Reported : 05/Feb/2024 12:29PM
Visit ID : CKOROPV398346	Status : Final Report
Ref Doctor : Dr.SELF	Sponsor Name : ARCOFEMI HEALTHCARE LIMITED
Emp/Auth/TPA ID : PKG10000376.	

DEPARTMENT OF BIOCHEMISTRY

ARCOFEMI - MEDIWHEEL - FULL BODY ANNUAL PLUS CHECK ADVANCED - FEMALE - 2D ECHO - PAN INDIA - FY2324

Test Name	Result	Unit	Bio. Ref. Range	Method
LIVER FUNCTION TEST (LFT) , SERUM				
BILIRUBIN, TOTAL	0.36	mg/dL	0.3–1.2	DPD
BILIRUBIN CONJUGATED (DIRECT)	0.04	mg/dL	<0.2	DPD
BILIRUBIN (INDIRECT)	0.32	mg/dL	0.0-1.1	Dual Wavelength
ALANINE AMINOTRANSFERASE (ALT/SGPT)	18	U/L	<35	IFCC
ASPARTATE AMINOTRANSFERASE (AST/SGOT)	25.0	U/L	<35	IFCC
ALKALINE PHOSPHATASE	54.00	U/L	30-120	IFCC
PROTEIN, TOTAL	7.19	g/dL	6.6-8.3	Biuret
ALBUMIN	4.33	g/dL	3.5-5.2	BROMO CRESOL GREEN
GLOBULIN	2.86	g/dL	2.0-3.5	Calculated
A/G RATIO	1.51		0.9-2.0	Calculated

Comment:

LFT results reflect different aspects of the health of the liver, i.e., hepatocyte integrity (AST & ALT), synthesis and secretion of bile (Bilirubin, ALP), cholestasis (ALP, GGT), protein synthesis (Albumin)

Common patterns seen:

1. Hepatocellular Injury:

- AST – Elevated levels can be seen. However, it is not specific to liver and can be raised in cardiac and skeletal injuries.
- ALT – Elevated levels indicate hepatocellular damage. It is considered to be most specific lab test for hepatocellular injury. Values also correlate well with increasing BMI.
- Disproportionate increase in AST, ALT compared with ALP.
- Bilirubin may be elevated.
- AST: ALT (ratio) – In case of hepatocellular injury AST: ALT > 1In Alcoholic Liver Disease AST: ALT usually >2. This ratio is also seen to be increased in NAFLD, Wilson's diseases, Cirrhosis, but the increase is usually not >2.

2. Cholestatic Pattern:

- ALP – Disproportionate increase in ALP compared with AST, ALT.
- Bilirubin may be elevated.
- ALP elevation also seen in pregnancy, impacted by age and sex.
- To establish the hepatic origin correlation with GGT helps. If GGT elevated indicates hepatic cause of increased ALP.

3. Synthetic function impairment:

- Albumin- Liver disease reduces albumin levels.
- Correlation with PT (Prothrombin Time) helps.



DR.SHIVARAJA SHETTY
M.B.B.S,M.D(Biochemistry)
CONSULTANT BIOCHEMIST

SIN No:SE04619334



THIS TEST HAS BEEN PERFORMED AT APOLLO HEALTH AND LIFESTYLE LIMITED- RRL BANGALORE

Apollo Health and Lifestyle Limited (CIN - U85110TG2000PLC115819)
Regd. Office: 1-10-60/52, Ashoka Raghupathi Chambers, 5th Floor, Begumpet, Hyderabad, Telangana - 500 016 |
www.apollohl.com | Email ID: enquiry@apollohl.com, Ph No: 040-4904 7777, Fax No: 4904 7744

APOLLO CLINICS NETWORK

Telangana: Hyderabad (AS Rao Nagar | Chanda Nagar | Kondapur | Nallakurta | Nizampet | Manikonda) | Uppal | Andhra Pradesh: Vijay (Seethamma Peta) | Karnataka: Bangalore (Basavanagudi | Bellandur | Electronics City | Fraser Town | HSR Layout | Indira Nagar | JP Nagar | Kundalahalli | Koramangala | Sarjapur Road) | Mysore (VV Mohalla) | Tamil Nadu: Chennai (Annanagar | Kotturpuram | Moggappair | T.Nagar | Velasaravakkam | Velachery) | Maharashtra: Pune (Aundh | Nigdi Pradhikaran | Viman Nagar | Wanowrie) | Uttar Pradesh: Ghaziabad (Indrapuram) | Gujarat: Ahmedabad (Satellite) | Punjab: Amritsar (Court Road) | Haryana: Faridabad (Railway Station Road)

Address:
123/100/123, Doddahallur Village, Neelabiri Main Road,
Neelabiri Nagar, Electronic city, Bengaluru,
Karnataka - 560034

 **1860 500 7788**
www.apolloclinic.com

Patient Name : Miss.RASHMI KUMARI	Collected : 05/Feb/2024 08:45AM
Age/Gender : 40 Y 10 M 15 D/F	Received : 05/Feb/2024 11:19AM
UHID/MR No : SKOR.0000188261	Reported : 05/Feb/2024 12:29PM
Visit ID : CKOROPV398346	Status : Final Report
Ref Doctor : Dr.SELF	Sponsor Name : ARCOFEMI HEALTHCARE LIMITED
Emp/Auth/TPA ID : PKG10000376.	

DEPARTMENT OF BIOCHEMISTRY

ARCOFEMI - MEDIWHEEL - FULL BODY ANNUAL PLUS CHECK ADVANCED - FEMALE - 2D ECHO - PAN INDIA - FY2324

Test Name	Result	Unit	Bio. Ref. Range	Method
RENAL PROFILE/KIDNEY FUNCTION TEST (RFT/KFT) , SERUM				
CREATININE	0.72	mg/dL	0.51-0.95	Jaffe's, Method
UREA	18.80	mg/dL	17-43	GLDH, Kinetic Assay
BLOOD UREA NITROGEN	8.8	mg/dL	8.0 - 23.0	Calculated
URIC ACID	5.27	mg/dL	2.6-6.0	Uricase PAP
CALCIUM	9.40	mg/dL	8.8-10.6	Arsenazo III
PHOSPHORUS, INORGANIC	2.95	mg/dL	2.5-4.5	Phosphomolybdate Complex
SODIUM	137	mmol/L	136-146	ISE (Indirect)
POTASSIUM	4.0	mmol/L	3.5-5.1	ISE (Indirect)
CHLORIDE	103	mmol/L	101-109	ISE (Indirect)



DR.SHIVARAJA SHETTY
M.B.B.S,M.D(Biochemistry)
CONSULTANT BIOCHEMIST

SIN No:SE04619334



THIS TEST HAS BEEN PERFORMED AT APOLLO HEALTH AND LIFESTYLE LIMITED- RRL BANGALORE

Apollo Health and Lifestyle Limited (CIN - U85110TG2000PLC115819)
Regd. Office: 1-10-60/62, Ashoka Raghupathi Chambers, 5th Floor, Begumpet, Hyderabad, Telangana - 500 016 |
www.apollohl.com | Email ID: enquiry@apollohl.com, Ph No: 040-4904 7777, Fax No: 4904 7744

APOLLO CLINICS NETWORK

Telangana: Hyderabad (AS Rao Nagar | Chanda Nagar | Ramdapur | Nallakurta | Nizampet | Manikonda | Uppal) | Andhra Pradesh: Vijay (Seethamma Peta) | Karnataka: Bangalore (Basavanagudi | Bellandur | Electronics City | Fraser Town | HSR Layout | Indira Nagar | JP Nagar | Kundalahalli | Koramangala | Sarjapur Road) | Mysore (VV Mohalla) | Tamil Nadu: Chennai (Annamalai | Kotturpuram | Mogappair | T Nagar | Velasaravakkam | Velachery) | Maharashtra: Pune (Aundh | Nigdi Pradhikaran | Viman Nagar | Wanowrie) | Uttar Pradesh: Ghaziabad (Indrapuram) | Gujarat: Ahmedabad (Satellite) | Punjab: Amritsar (Court Road) | Haryana: Faridabad (Railway Station Road)

Address:
123/100/123, Doddathurage Village, Neelabiri Main Road,
Neelabiri Nagar, Electronic city, Bengaluru,
Karnataka- 560034

 **1860 500 7788**
www.apolloclinic.com

Patient Name : Miss.RASHMI KUMARI	Collected : 05/Feb/2024 08:45AM
Age/Gender : 40 Y 10 M 15 D/F	Received : 05/Feb/2024 11:19AM
UHID/MR No : SKOR.0000188261	Reported : 05/Feb/2024 12:28PM
Visit ID : CKOROPV398346	Status : Final Report
Ref Doctor : Dr.SELF	Sponsor Name : ARCOFEMI HEALTHCARE LIMITED
Emp/Auth/TPA ID : PKG10000376.	

DEPARTMENT OF BIOCHEMISTRY

ARCOFEMI - MEDIWHEEL - FULL BODY ANNUAL PLUS CHECK ADVANCED - FEMALE - 2D ECHO - PAN INDIA - FY2324

Test Name	Result	Unit	Bio. Ref. Range	Method
GAMMA GLUTAMYL TRANSPEPTIDASE (GGT) , SERUM	24.00	U/L	<38	IFCC



DR.SHIVARAJA SHETTY
M.B.B.S,M.D(Biochemistry)
CONSULTANT BIOCHEMIST

SIN No:SE04619334



THIS TEST HAS BEEN PERFORMED AT APOLLO HEALTH AND LIFESTYLE LIMITED- RRL BANGALORE

Apollo Health and Lifestyle Limited (CIN - U85110TG2000PLC115B19)
Regd. Office: 1-10-60/62, Ashoka Raghupathi Chambers, 5th Floor, Begumpet, Hyderabad, Telangana - 500 016 |
www.apollohl.com | Email ID: enquiry@apollohl.com, Ph No: 040-4904 7777, Fax No: 4904 7744

APOLLO CLINICS NETWORK

Telangana: Hyderabad (AS Rao Nagar | Chanda Nagar | Kondapur | Nallakurta | Nizampet | Manikonda | Uppal) | Andhra Pradesh: Vizag (Seethamma Peta) | Karnataka: Bangalore (Basavanagudi | Bellandur | Electronics City | Fraser Town | HSR Layout | Indira Nagar | JP Nagar | Kundalahalli | Koramangala | Sarjapur Road) | Mysore (VV Mohalla) | Tamil Nadu: Chennai (Annanagar | Kotturpuram | Moggappair | T.Nagar | Velasaravakkam | Velachery) | Maharashtra: Pune (Aundh | Nigdi Pradhikaran | Viman Nagar | Wanowrie) | Uttar Pradesh: Ghaziabad (Indrapuram) | Gujarat: Ahmedabad (Satellite) | Punjab: Amritsar (Court Road) | Haryana: Faridabad (Railway Station Road)

Address:
123/100/123, Doddathurage Village, Neelabiri Main Road,
Neelabiri Nagar, Electronic city, Bengaluru,
Karnataka- 560034

 **1860 500 7788**
www.apolloclinic.com

Patient Name : Miss.RASHMI KUMARI	Collected : 05/Feb/2024 08:45AM
Age/Gender : 40 Y 10 M 15 D/F	Received : 05/Feb/2024 11:24AM
UHID/MR No : SKOR.0000188261	Reported : 05/Feb/2024 12:08PM
Visit ID : CKOROPV398346	Status : Final Report
Ref Doctor : Dr.SELF	Sponsor Name : ARCOFEMI HEALTHCARE LIMITED
Emp/Auth/TPA ID : PKG10000376.	

DEPARTMENT OF IMMUNOLOGY

ARCOFEMI - MEDIWHEEL - FULL BODY ANNUAL PLUS CHECK ADVANCED - FEMALE - 2D ECHO - PAN INDIA - FY2324

Test Name	Result	Unit	Bio. Ref. Range	Method
THYROID PROFILE TOTAL (T3, T4, TSH) , SERUM				
TRI-iodothyronine (T3, TOTAL)	1	ng/mL	0.7-2.04	CLIA
THYROXINE (T4, TOTAL)	8.80	µg/dL	5.48-14.28	CLIA
THYROID STIMULATING HORMONE (TSH)	2.799	µIU/mL	0.34-5.60	CLIA

Comment:

For pregnant females	Bio Ref Range for TSH in uIU/ml (As per American Thyroid Association)
First trimester	0.1 - 2.5
Second trimester	0.2 - 3.0
Third trimester	0.3 - 3.0

1. TSH is a glycoprotein hormone secreted by the anterior pituitary. TSH activates production of T3 (Triiodothyronine) and its prohormone T4 (Thyroxine). Increased blood level of T3 and T4 inhibit production of TSH.
2. TSH is elevated in primary hypothyroidism and will be low in primary hyperthyroidism. Elevated or low TSH in the context of normal free thyroxine is often referred to as sub-clinical hypo- or hyperthyroidism respectively.
3. Both T4 & T3 provides limited clinical information as both are highly bound to proteins in circulation and reflects mostly inactive hormone. Only a very small fraction of circulating hormone is free and biologically active.
4. Significant variations in TSH can occur with circadian rhythm, hormonal status, stress, sleep deprivation, medication & circulating antibodies.

TSH	T3	T4	FT4	Conditions
High	Low	Low	Low	Primary Hypothyroidism, Post Thyroidectomy, Chronic Autoimmune Thyroiditis
High	N	N	N	Subclinical Hypothyroidism, Autoimmune Thyroiditis, Insufficient Hormone Replacement Therapy.
N/Low	Low	Low	Low	Secondary and Tertiary Hypothyroidism
Low	High	High	High	Primary Hyperthyroidism, Goitre, Thyroiditis, Drug effects, Early Pregnancy
Low	N	N	N	Subclinical Hyperthyroidism
Low	Low	Low	Low	Central Hypothyroidism, Treatment with Hyperthyroidism
Low	N	High	High	Thyroiditis, Interfering Antibodies
N/Low	High	N	N	T3 Thyrotoxicosis, Non thyroidal causes
High	High	High	High	Pituitary Adenoma; TSHoma/Thyrotropinoma



DR.SHIVARAJA SHETTY
M.B.B.S,M.D(Biochemistry)
CONSULTANT BIOCHEMIST

SIN No:SPL24018440



Patient Name	: Miss.RASHMI KUMARI	Collected	: 05/Feb/2024 08:45AM
Age/Gender	: 40 Y 10 M 15 D/F	Received	: 05/Feb/2024 11:24AM
UHID/MR No	: SKOR.0000188261	Reported	: 05/Feb/2024 12:08PM
Visit ID	: CKOROPV398346	Status	: Final Report
Ref Doctor	: Dr.SELF	Sponsor Name	: ARCOFEMI HEALTHCARE LIMITED
Emp/Auth/TPA ID	: PKG10000376.		

DEPARTMENT OF IMMUNOLOGY

ARCOFEMI - MEDIWHEEL - FULL BODY ANNUAL PLUS CHECK ADVANCED - FEMALE - 2D ECHO - PAN INDIA - FY2324



DR.SHIVARAJA SHETTY
M.B.B.S,M.D(Biochemistry)
CONSULTANT BIOCHEMIST

SIN No:SPL24018440



THIS TEST HAS BEEN PERFORMED AT APOLLO HEALTH AND LIFESTYLE LIMITED- RRL BANGALORE

Apollo Health and Lifestyle Limited (CIN - U85110TG2000PLC115B19)
Regd. Office: 1-10-60/52, Ashoka Raghupathi Chambers, 5th Floor, Begumpet, Hyderabad, Telangana - 500 016 |
www.apollohl.com | Email ID: enquiry@apollohl.com, Ph No: 040-4904 7777, Fax No: 4904 7744

APOLLO CLINICS NETWORK

Telangana: **Hyderabad** (AS Rao Nagar | Chanda Nagar | Kondapur | Nallakurta | Nizampet | Manikonda | Uppal) | **Andhra Pradesh**: **Vizag** (Seethamma Peta) | **Karnataka**: **Bangalore** (Basavanagudi | Bellandur | Electronics City | Fraser Town | HSR Layout | Indira Nagar | JP Nagar | Kundalahalli | Koramangala | Sarjapur Road) | **Mysore** (VV Mohalla) | **Tamil Nadu**: **Chennai** (Annanagar | Kotturpuram | Moggappair | T Nagar) | **Volaravakkam** | **Velachery** | **Maharashtra**: **Pune** (Aundh | Nigdi Pradhikaran | Viman Nagar | Wanowrie) | **Uttar Pradesh**: **Ghaziabad** (Indrapuram) | **Gujarat**: **Ahmedabad** (Satellite) | **Punjab**: **Amritsar** (Court Road) | **Haryana**: **Faridabad** (Railway Station Road)

Address:
123/100/123, Doddathurage Village, Neelabari Main Road,
Neelabari Nagar, Electronic city, Bengaluru,
Karnataka- 560034

 **1860 500 7788**
www.apolloclinic.com

Patient Name : Miss.RASHMI KUMARI	Collected : 05/Feb/2024 08:44AM
Age/Gender : 40 Y 10 M 15 D/F	Received : 05/Feb/2024 01:25PM
UHID/MR No : SKOR.0000188261	Reported : 05/Feb/2024 03:20PM
Visit ID : CKOROPV398346	Status : Final Report
Ref Doctor : Dr.SELF	Sponsor Name : ARCOFEMI HEALTHCARE LIMITED
Emp/Auth/TPA ID : PKG10000376.	

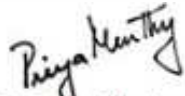
DEPARTMENT OF CLINICAL PATHOLOGY

ARCOFEMI - MEDIWHEEL - FULL BODY ANNUAL PLUS CHECK ADVANCED - FEMALE - 2D ECHO - PAN INDIA - FY2324

Test Name	Result	Unit	Bio. Ref. Range	Method
COMPLETE URINE EXAMINATION (CUE) , URINE				
PHYSICAL EXAMINATION				
COLOUR	PALE YELLOW		PALE YELLOW	Visual
TRANSPARENCY	CLEAR		CLEAR	Visual
pH	5.5		5-7.5	DOUBLE INDICATOR
SP. GRAVITY	1.025		1.002-1.030	Bromothymol Blue
BIOCHEMICAL EXAMINATION				
URINE PROTEIN	NEGATIVE		NEGATIVE	PROTEIN ERROR OF INDICATOR
GLUCOSE	NEGATIVE		NEGATIVE	GLUCOSE OXIDASE
URINE BILIRUBIN	NEGATIVE		NEGATIVE	AZO COUPLING REACTION
URINE KETONES (RANDOM)	NEGATIVE		NEGATIVE	SODIUM NITRO PRUSSIDE
UROBILINOGEN	NORMAL		NORMAL	MODIFIED EHRlich REACTION
BLOOD	NEGATIVE		NEGATIVE	Peroxidase
NITRITE	NEGATIVE		NEGATIVE	Diazotization
LEUCOCYTE ESTERASE	NEGATIVE		NEGATIVE	LEUCOCYTE ESTERASE
CENTRIFUGED SEDIMENT WET MOUNT AND MICROSCOPY				
PUS CELLS	1-2	/hpf	0-5	Microscopy
EPITHELIAL CELLS	2-3	/hpf	<10	MICROSCOPY
RBC	NIL	/hpf	0-2	MICROSCOPY
CASTS	NIL		0-2 Hyaline Cast	MICROSCOPY
CRYSTALS	ABSENT		ABSENT	MICROSCOPY



Dr. Shobha Emmanuel
M.B.B.S., M.D (Pathology)
Consultant Pathologist



Dr. Priya Murthy
M.B.B.S., M.D (Pathology)
Consultant Pathologist



SIN No: UR2275317

THIS TEST HAS BEEN PERFORMED AT APOLLO HEALTH AND LIFESTYLE LIMITED- RRL BANGALORE

Apollo Health and Lifestyle Limited (CIN - U85110TG2000PLC115819)
Regd. Office: 1-10-60/62, Ashoka Raghupathi Chambers, 5th Floor, Begumpet, Hyderabad, Telangana - 500 016 |
www.apollohl.com | Email ID: enquiry@apollohl.com, Ph No: 040-4904 7777, Fax No: 4904 7744

APOLLO CLINICS NETWORK

Telangana: Hyderabad (AS Rao Nagar | Chanda Nagar | Ramdapur | Nallakurta | Nizampet | Manikonda | Uppal) | Andhra Pradesh: Vijay (Seethamma Peta) | Karnataka: Bangalore (Basavanagudi | Bellandur | Electronics City | Fraser Town | HSR Layout | Indira Nagar | JP Nagar | Kurelalahalli | Koramangala | Sarjapur Road) | Mysore (VV Mohalla) | Tamil Nadu: Chennai (Annamalai | Kotturpuram | Mogappair | T Nagar) | Volasarakkham | Velachery | Maharashtra: Pune (Aundh | Nigdi Pradhikaran | Viman Nagar | Wanowrie) | Uttar Pradesh: Ghaziabad (Indrapuram) | Gujarat: Ahmedabad (Satellite) | Punjab: Amritsar (Court Road) | Haryana: Faridabad (Railway Station Road)

Address:
123/100/123, Doddahangur Village, Neelabhi Main Road,
Neelabhi Nagar, Electronic city, Bengaluru,
Karnataka - 560034

 **1860 500 7788**
www.apolloclinic.com

Patient Name : Miss.RASHMI KUMARI	Collected : 05/Feb/2024 08:44AM
Age/Gender : 40 Y 10 M 15 D/F	Received : 05/Feb/2024 01:25PM
UHID/MR No : SKOR.0000188261	Reported : 05/Feb/2024 03:56PM
Visit ID : CKOROPV398346	Status : Final Report
Ref Doctor : Dr.SELF	Sponsor Name : ARCOFEMI HEALTHCARE LIMITED
Emp/Auth/TPA ID : PKG10000376.	

DEPARTMENT OF CLINICAL PATHOLOGY

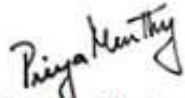
ARCOFEMI - MEDIWHEEL - FULL BODY ANNUAL PLUS CHECK ADVANCED - FEMALE - 2D ECHO - PAN INDIA - FY2324

Test Name	Result	Unit	Bio. Ref. Range	Method
URINE GLUCOSE(POST PRANDIAL)	NEGATIVE		NEGATIVE	Dipstick

Test Name	Result	Unit	Bio. Ref. Range	Method
URINE GLUCOSE(FASTING)	NEGATIVE		NEGATIVE	Dipstick



Dr. Shobha Emmanuel
M.B.B.S, M.D (Pathology)
Consultant Pathologist



Dr. Priya Murthy
M.B.B.S, M.D (Pathology)
Consultant Pathologist



SIN No: UF010441

THIS TEST HAS BEEN PERFORMED AT APOLLO HEALTH AND LIFESTYLE LIMITED- RRL BANGALORE

Apollo Health and Lifestyle Limited (CIN - U85110TG2000PLC115B19)
Regd. Office: 1-10-60/62, Ashoka Raghupathi Chambers, 5th Floor, Begumpet, Hyderabad, Telangana - 500 016 |
www.apollohl.com | Email ID: enquiry@apollohl.com, Ph No: 040-4904 7777, Fax No: 4904 7744

APOLLO CLINICS NETWORK

Telangana: Hyderabad (AS Rao Nagar | Chanda Nagar | Kondapur | Nallakurta | Nizampet | Manikonda | Uppal) | Andhra Pradesh: Vijay (Seethamma Peta) | Karnataka: Bangalore (Basavanagudi | Bellandur | Electronics City | Fraser Town | HSR Layout | Indira Nagar | JP Nagar | Kundalahalli | Koramangala | Sarjapur Road) | Mysore (VV Mohalla) | Tamil Nadu: Chennai (Annanagar | Kotturpuram | Moggappair | T Nagar) | Volasarakkam | Velachery | Maharashtra: Pune (Aundh | Nigdi Pradhikaran | Viman Nagar | Wanowrie) | Uttar Pradesh: Ghaziabad (Indrapuram) | Gujarat: Ahmedabad (Satellite) | Punjab: Amritsar (Court Road) | Haryana: Faridabad (Railway Station Road)

Address:
123/100/123, Doddathurage Village, Neelabiri Main Road,
Neelabiri Nagar, Electronic city, Bengaluru,
Karnataka- 560034

 **1860 500 7788**
www.apolloclinic.com

Patient Name : Miss.RASHMI KUMARI	Collected : 05/Feb/2024 01:25PM
Age/Gender : 40 Y 10 M 15 D/F	Received : 06/Feb/2024 12:57PM
UHID/MR No : SKOR.0000188261	Reported : 07/Feb/2024 11:44AM
Visit ID : CKOROPV398346	Status : Final Report
Ref Doctor : Dr.SELF	Sponsor Name : ARCOFEMI HEALTHCARE LIMITED
Emp/Auth/TPA ID : PKG10000376.	

DEPARTMENT OF CYTOLOGY


LBC PAP TEST (PAPSURE) , CERVICAL BRUSH SAMPLE

	CYTOLOGY NO.	2291/24
I	SPECIMEN	
a	SPECIMEN ADEQUACY	ADEQUATE
b	SPECIMEN TYPE	LIQUID-BASED PREPARATION (LBC)
	SPECIMEN NATURE/SOURCE	CERVICAL SMEAR
c	ENDOCERVICAL-TRANSFORMATION ZONE	PRESENT WITH ENDOCERVICAL CELLS
d	COMMENTS	SATISFACTORY FOR EVALUATION
II	MICROSCOPY	Superficial and intermediate squamous epithelial cells with benign morphology. Negative for intraepithelial lesion/ malignancy.
III	RESULT	
a	EPITHELIAL CELL	
	SQUAMOUS CELL ABNORMALITIES	NOT SEEN
	GLANDULAR CELL ABNORMALITIES	NOT SEEN
b	ORGANISM	NIL
IV	INTERPRETATION	NEGATIVE FOR INTRAEPITHELIAL LESION OR MALIGNANCY

Pap Test is a screening test for cervical cancer with inherent false negative results. Regular screening and follow-up is recommended (Bethesda-TBS-2014) revised

***** End Of Report *****

Result/s to Follow:
PERIPHERAL SMEAR



DR. K. RAMA KRISHNA REDDY
M.B.B.S., M.D
CONSULTANT PATHOLOGIST

SIN No:CS073904

This test has been performed at Apollo Health & Lifestyle Ltd, Global Reference Laboratory,Hyderabad



THIS TEST HAS BEEN PERFORMED AT APOLLO HEALTH AND LIFESTYLE LIMITED- RRL BANGALORE

Apollo Health and Lifestyle Limited (CIN - U85110TG2000PLC115819)
Regd. Office: 1-10-60/62, Ashoka Raghupathi Chambers, 9th Floor, Begumpet, Hyderabad, Telangana - 500 016 |
www.apollohl.com | Email ID: enquiry@apollohl.com, Ph No: 040-4904 7777, Fax No: 4904 7744

APOLLO CLINICS NETWORK

Telangana: Hyderabad (AS Rao Nagar | Chanda Nagar | Kondapur | Nallakurta | Nizampet | Manikonda) | Uppal | Andhra Pradesh: Vijay (Seethamma Peta) | Karnataka: Bangalore (Basavanagudi | Bellandur | Electronics City | Fraser Town | HSR Layout | Indira Nagar | JP Nagar | Kundalahalli | Koramangala | Sarjapur Road) | Mysore (VV Mohalla) | Tamil Nadu: Chennai (Annanagar | Kotturpuram | Mogappair | T.Nagar) | Valasaravakkam | Velachery | Maharashtra: Pune (Aundh | Nigdi Pradhikaran | Viman Nagar | Wanowrie) | Uttar Pradesh: Ghaziabad (Indrapuram) | Gujarat: Ahmedabad (Satellite) | Punjab: Amritsar (Court Road) | Haryana: Faridabad (Railway Station Road)

Address:
123/100/123, Doddalanga Village, Neelabiri Main Road,
Neelabiri Nagar, Electronic city, Bengaluru,
Karnataka- 560034

1860 500 7788
www.apolloclinic.com