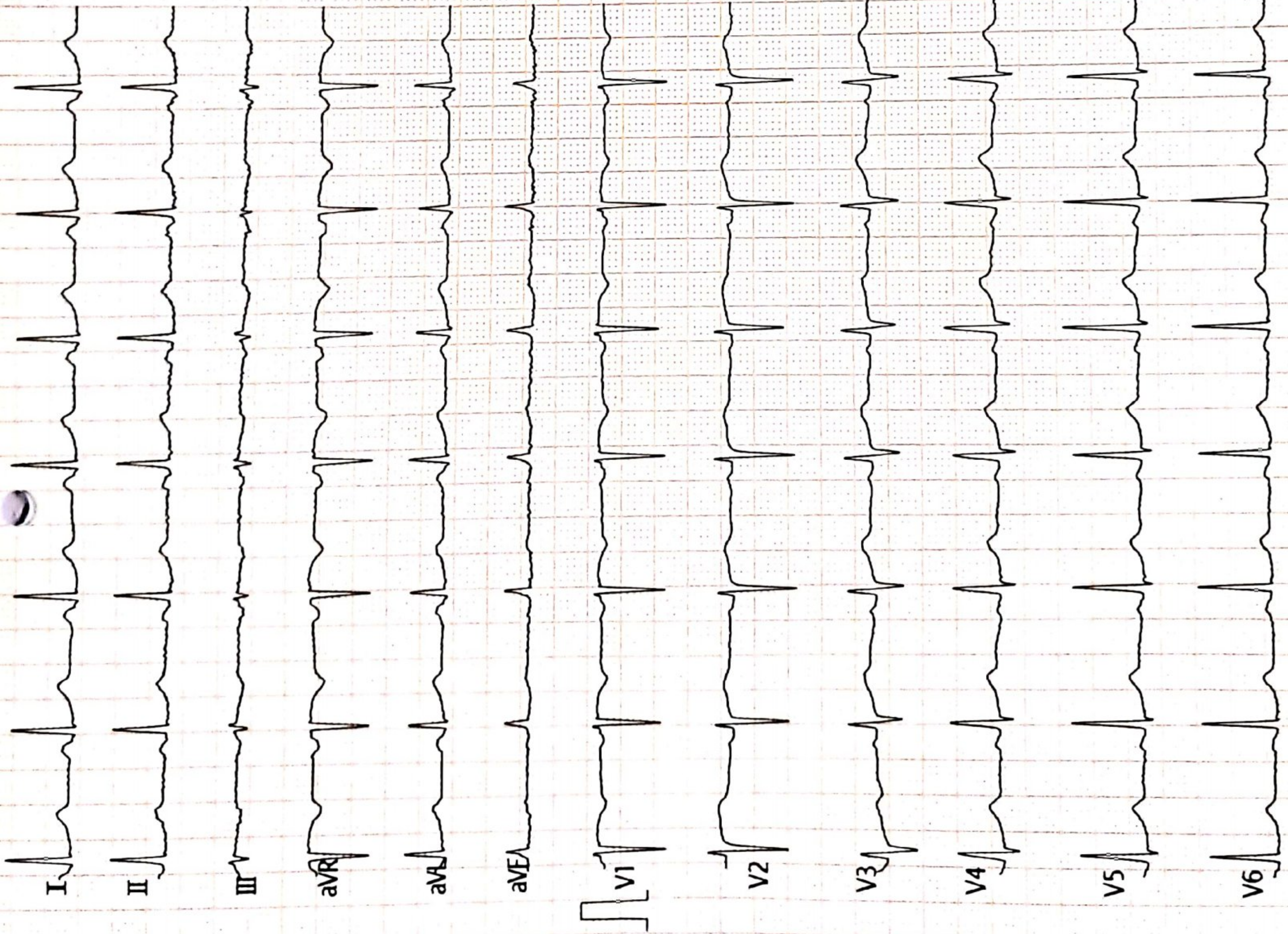


10mm/mV



<ECG Analysis Result>

Vent. Rate(BPM) : 81
 PR Int.(ms) : 238
 P/QRS/T Int.(ms) : 209 89 167
 QT/QTc Int.(ms) : 376 442
 P/QRS/T Axis(Deg.) : 7 31 22
 RV1/SV5 Amp.(mV) : 0.09 0.11
 RV5/SV1 Amp.(mV) : 0.98 0.93

*** Borderline Abnormal ECG ***

Dr. Sunil Suryawansh
 M.D. (Medicine)

Note: Unconfirmed Report-2223 Review

V2.35 Technician :

ST LEVEL(mV)

I	II	III	aVR	aVL	aVF
+0.00	+0.00	+0.00	+0.00	+0.00	+0.00
V1	V2	V3	V4	V5	V6
+0.03	+0.04	+0.01	+0.01	-0.00	+0.01

Pratibha

<VIJAYSHREE RATH> 37400003405 F 31Y 162/83 cm/Kg 125/79 mmHg

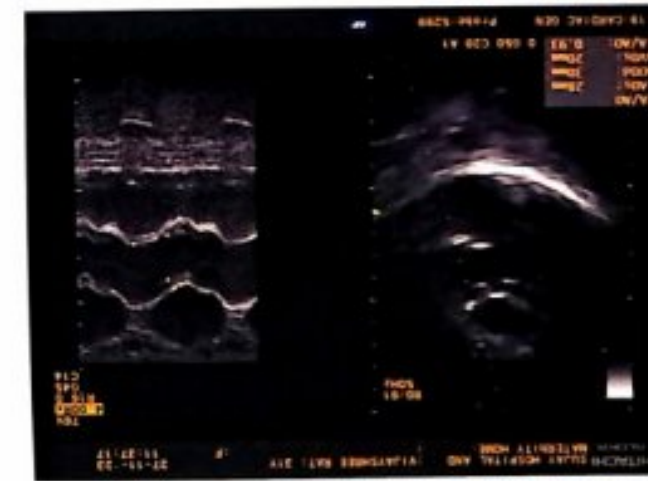
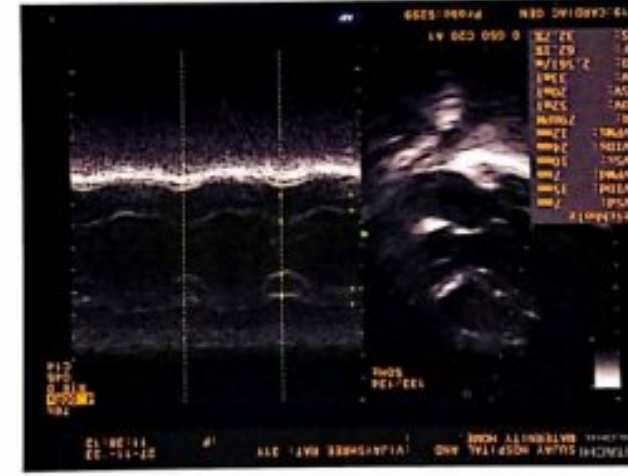
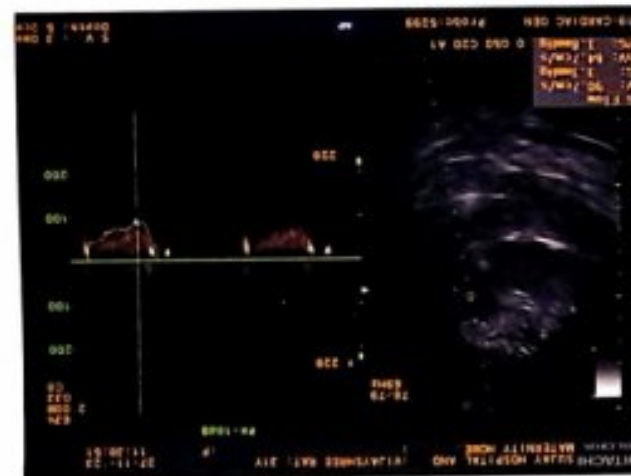
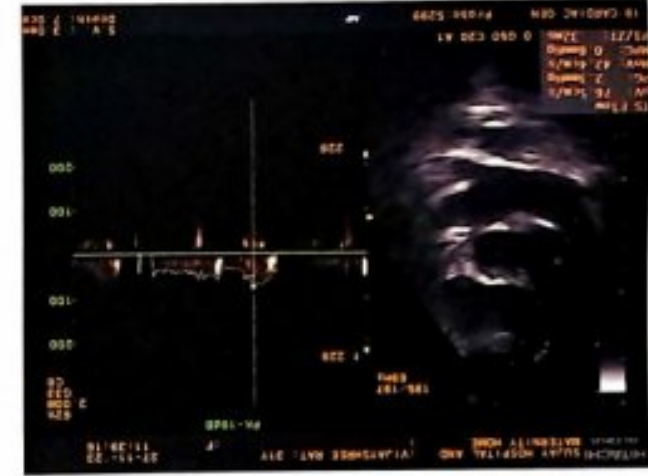

SUJAY HOSPITALPH

2023-11-27 10:01:53

AC50 EMC ADS

25mm/s

9922002852



ANUSAYA Diagnostic Centre

Dhangar Building, Near India Garage, Jilha Peth, Jalgaon.
Tel. No. 0257-2239977

Dr. Vijay I. Naik

M.D. (Radiology)
Ex.A. Professor BJMC, Pune
Reg. No. 2002/08/2988

◆ Digital X-Ray ◆ Procedures ◆ Colour Doppler ◆ USG-Guided Intervention

Name : Vijayshree Rathod
Ref. By : Dr sunil suryawanshi , MD

Date : 27-11-2023
Sex : F Age : 30 yrs

ULTRASONOGRAPHY OF ABDOMEN & PELVIS

The liver is normal in size & echotexture. There is no focal lesion seen. The intrahepatic biliary radicles, common duct and the portal vein are normal.

Gall bladder is well distended. No ER calculi or changes of cholecystitis seen.

Spleen is normal in size and shows normal echotexture. No focal lesions seen.

Pancreas reveals normal size, margins and echotexture. No focal lesions seen.

Both kidneys are normal in size, shape and position. No calculi or hydronephrosis seen on either side. The ureters are not dilated.

No obvious lymphadenopathy or ascites is seen. Aorta & IVC appears normal.

No obvious bowel wall thickening or mass seen in the abdomen. **RIF is clear.**

Urinary bladder is well distended and appears normal. No calculi or changes of cystitis seen. Both uvjunctions are clear.

Uterus is anteverted , normal in size (8.4x3.8x4.4cm) & echotexture. No obvious focal lesions seen. Endometrial echo is 7.8 mm in thickness.

Both ovaries appears normal in size & echotexture. No obvious adnexal lesion.

IMPRSSION :-

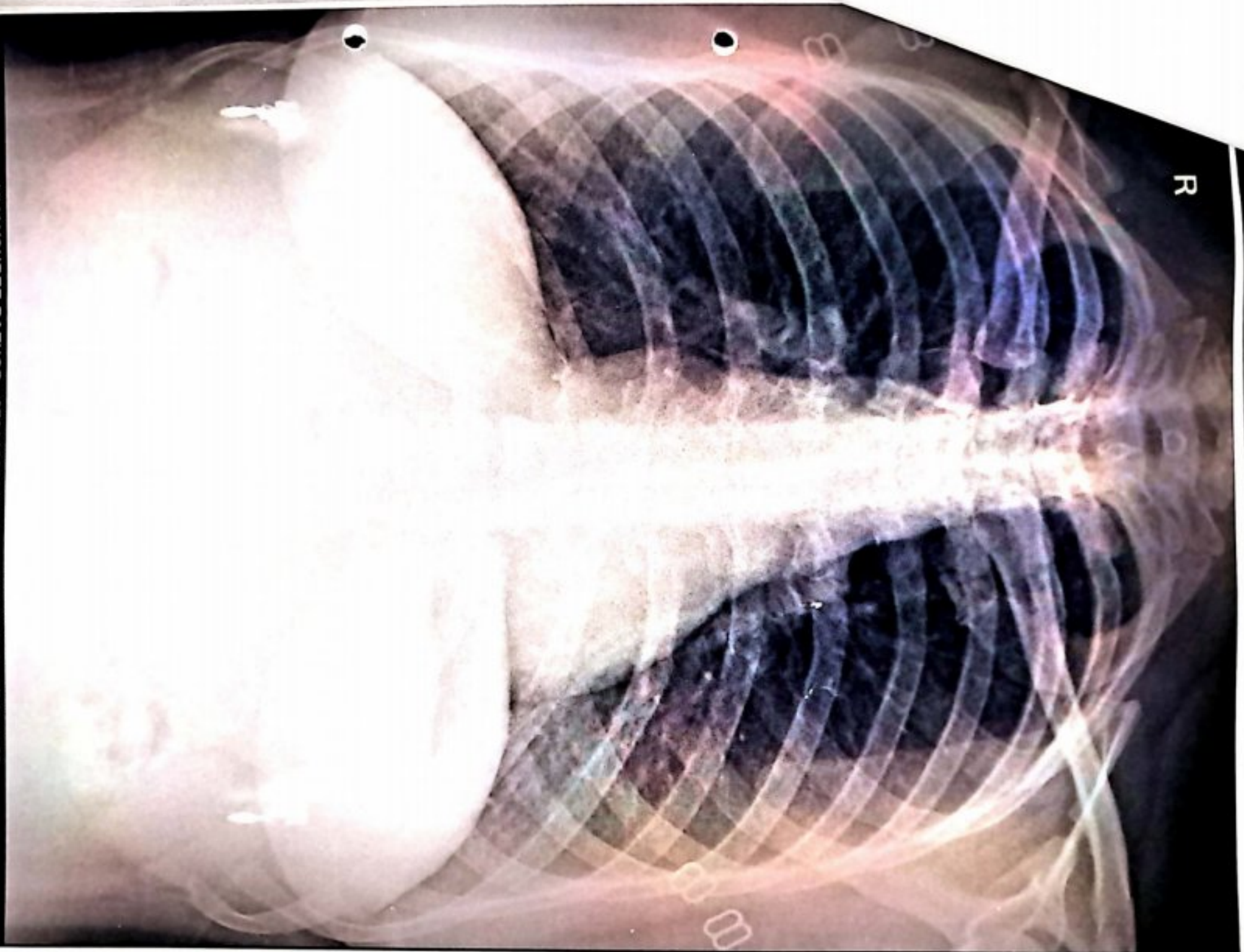
➤ **NORMAL STUDY**



Dr VIJAY NAIK
M.D.(RADIOLOGY)

◆ कृपया परत येतांना हा रिपोर्ट सोबत आणावा.

◆ For any queries, please call 9175614167



VIJAYSHREE RATHOD 2701102023022 CHEST PA 27-Nov-23
SUJAY HOSPITAL AND MATERNITY HOME, JALGAON

डॉ. सौ. जयश्री सुर्यवंशी
एम.डी.
(स्त्रीरोग व प्रसूतीशास्त्र तज्ञ)
रजि.नं. 3712

डॉ. सुनिल सुर्यवंशी
एम.डी.(मेडीसीन) पुणे
कन्सल्टिंग फिजिशियन
रजि.नं. 2223

पत्ता : मेन टेलिफोन एक्सचेंज समोर, पारिख
पार्क जवळ, नविन बस स्टॅन्डच्या मागे,
जळगांव. फोन : (0257) 2227821

उपलब्ध सुविधा : • एक्स-रे • सोनोग्राफी • इकोकार्डिओग्राफी • सुसज्ज ऑपरेशन थिएटर • कॉम्प्युटाईज्ड इ.सी.जी. • स्ट्रेस टेस्ट • पल्मोनरी फंक्शन टेस्ट

Rx

दि / / २०

2D – ECHOCARDIOGRAPHY

Name – VIJAYSHREE PRAMOD RATHOD

Age- 30 Yrs MALE

Date – 27/11/2023

IMPRESSION –

NORMAL SIZE CARDIAC CHAMBERS.

STRUCTURALLY NORMAL CARDIAC VALVES.

NORMAL LV SYSTOLIC FUNCTION . EF- 60 %.


NORMAL LV DIASTOLIC FUNCTION .

NO RWMA

NO CLOTS OR VEGETATION.

IAS AND IVS INTACT.

NORMAL PERICARDIUM.


Dr Sunil Suryawanshi
M D medicine.



Manavata

Pathology & Microbiology Laboratory

Dr. Kailash B. Wagh
M.D. Microbiology D.C.P
Reg No. 2001/07/2704

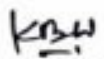
REG NO. : 11-2023-OPD / 5
NAME : Mrs. VIJAYSHREE RATHOD
REF BY :

AGE : 30 Years
SEX : Female
DATE : 27-Nov-2023

HAEMOGRAM

<u>TESTS</u>	<u>RESULTS</u>	<u>UNIT</u>	<u>REFERENCE RANGE</u>
Haemoglobin	: 14.7	g/dl	11 - 18
WBC COUNT			
Total WBC Count	: 5800	/cmm	4000 - 11000
DIFFERENTIAL COUNT			
Neutrophil	: 59	%	40 - 74
Lymphocyte	: 34	%	15 - 45
Eosinophil	: 03	%	0 - 7
Monocyte	: 04	%	1 - 10
Basophil	: 00	%	0 - 1
RBC INDICES			
Hct	: 43.1	%	33 - 60
R.B.C. count	: 5.12	mil./cmm.	4.0 - 6.0
Mcv	: 89.1	fL	76 - 94
Mch	: 32.1	pg	25 - 33
Mchc	: 36.1	%	32 - 38
PLATELETS INDICES			
Plt Count	: 256000	/cmm	150000 - 450000
RBC Morphology	: Normocytic Normocytic		
WBC Studies	: Normal Morphology		
Platelet	: Adequate		
ESR	: 12	mm/hr	00 - 20

THANKS FOR REFERRAL


Dr. Kailash B. Wagh
MD (Micro) DCP

Dr. Kailash B. Wagh
M.D. Microbiology D.C.P.
Reg. No. 2001/07/2704



98 Jilha Peth, Kantai Sabhagruh Road, Near Barde Medical, Jalgaon- 425001
☎ 0257-2970978, 2225322 ☎ 9405887735



Manavata

Pathology & Microbiology Laboratory

Dr. Kailash B. Wagh
M.D. Microbiology D.C.P
Reg No. 2001/07/2704

REG NO. : 11-2023-OPD / 5
NAME : Mrs. VIJAYSHREE RATHOD
REF BY :

AGE : 30 Years
SEX : Female
DATE : 27-Nov-2023

BLOOD GROUP

TESTS

BLOOD GROUP

NOTE

RESULTS

: "B" Rh Positive

UNIT

: 4.9 Grouping and cross matching is compulsory before blood transfusion, as errors can occur due to irregular antibodies.

HbA1C

TESTS

HbA1C

RESULTS

: 4.9

UNIT

%

AVERAGE BLOOD SUGAR
(ABG)

: 94

mg/dl

Reference Range :

Below 6.0% - Normal Value

6.0% - 7.0% - Good Control

7.0% - 8.0% - Fair Control

8.0% - 10% - Unsatisfactory Control

Above 10% - Poor Control

Method : Fully Automated H.P.L.C. using Biorad Variant II Turbo, NGSP Certified.

Please correlate with clinical conditions.

KBW

Dr. Kailash B. Wagh
MD (Micro) DCP

THANKS FOR REFERRAL

Dr. Kailash B. Wagh
M.D. Microbiology D.C.P.
Reg. No. 2001/07/2704



98 Jilha Peth, Kantai Sabhagruh Road, Near Barde Medical, Jalgaon- 425001
0257-2970978, 2225322 9405887735



Manavata

Pathology & Microbiology Laboratory

Dr. Kailash B. Wagh
M.D. Microbiology D.C.P
Reg No. 2001/07/2704

REG NO. : 11-2023-OPD / 5
NAME : Mrs. VIJAYSHREE RATHOD
REF BY :

AGE : 30 Years
SEX : Female
DATE : 27-Nov-2023

BLOOD SUGAR FASTING & POST-PRANDIAL

<u>TESTS</u>	<u>RESULTS</u>	<u>UNIT</u>	<u>REFERENCE RANGE</u>
BLOOD SUGAR FASTING	: 97	mg/dl	70 - 110
URINE SUGAR FASTING	: Nil		
BLOOD SUGAR PP	: 107	mg/dl	70 - 140
URINE SUGAR PP	: Nil		

LIVER FUNCTION TEST

<u>TESTS</u>	<u>RESULTS</u>	<u>UNIT</u>	<u>REFERENCE RANGE</u>
BILIRUBIN- TOTAL	: 0.94	mg/dl	0 - 1.0
BILIRUBIN- DIRECT	: 0.21	mg/dl	0 - 0.3
BILIRUBIN- INDIRECT	: 0.73	mg/dl	0.1 - 1.0
SGPT	: 26	IU/L	0 - 40
SGOT	: 28	IU/L	0 - 45
ALKALINE PHOSPHATASE	: 176	IU/L	25 - 350
TOTAL PROTIEN	: 6.48	gm/dl	6 - 8
ALBUMIN	: 3.79	gm/dl	3.5 - 5
GLOBULIN	: 2.69	gm/dl	2 - 3.5
A/G Ratio	: 2.01		2 - 2.5
GGTP	: 18	IU/l	0 - 25

THANKS FOR REFERRAL



KBW
Dr. Kailash B. Wagh
MD (Micro) DCP

Dr. Kailash B. Wagh
M.D. Microbiology D.C.P.
Reg. No. 2001/07/2704

98 Jilha Peth, Kantai Sabhagruh Road, Near Barde Medical, Jalgaon- 425001
☎ 0257-2970978, 2225322 ☎ 9405887735



Manavata

Pathology & Microbiology Laboratory

Dr. Kailash B. Wagh
M.D. Microbiology D.C.P
Reg No. 2001/07/2704

REG NO. : 11-2023-OPD / 5
NAME : Mrs. VIJAYSHREE RATHOD
REF BY :

AGE : 30 Years
SEX : Female
DATE : 27-Nov-2023

KIDNEY FUNCTION TEST

<u>TESTS</u>	<u>RESULTS</u>	<u>UNIT</u>	<u>REFERENCE RANGE</u>
BLOOD UREA NITROGEN	: 19	mg/dl	5 - 21
CREATININE	: 1.26	mg/dl	0.7 - 1.4
URIC ACID	: 3.48	mg/dl	2.6 - 6.0

LIPID PROFILE

<u>TESTS</u>	<u>RESULTS</u>	<u>UNIT</u>	<u>REFERENCE RANGE</u>
TOTAL CHOLESTEROL	: 179	mg/dl	140 - 250
TRIGLYCERIDES	: 73	mg/dl	40 - 140
HDL- CHOLESTEROL	: 44	mg/dl	32 - 90
LDL- CHOLESTEROL	: 120.4	mg/dl	80 - 150
VLDL-CHOLESTEROL	: 14.6	mg/dl	10 - 35
TOTAL CHO/HDL RATIO	: 4.07		0 - 5.1
LDL/HDL RATIO	: 2.74	mg/dl	0 - 3.5
NON HDL CHOLESTEROL	: 135	mg/dl	0 - 160

THANKS FOR REFERRAL

KBW
Dr. Kailash B. Wagh
MD (Micro) DCP

Dr. Kailash B. Wagh
M.D. Microbiology D.C.P.
Reg. No. 2001/07/2704





Manavata

Pathology & Microbiology Laboratory

Dr. Kailash B. Wagh
M.D. Microbiology D.C.P
Reg No. 2001/07/2704

REG NO. : 11-2023-OPD / 5
NAME : Mrs. VIJAYSHREE RATHOD
REF BY :

AGE : 30 Years
SEX : Female
DATE : 27-Nov-2023

THYROID TEST

<u>TESTS</u>	<u>RESULTS</u>	<u>UNIT</u>	<u>REFERENCE RANGE</u>
T3	: 109	ng/ml	87 - 178
T4	: 6.98	µg/dl	6.06 - 12.23
ULTRA TSH	: 0.89	µIU/ml	0.34 - 5.6
NOTE	: Test Done On Fully Automated Mindray CL 900i Hormone Assay BY CLIA		

THANKS FOR REFERRAL

KBW
Dr. Kailash B. Wagh
MD (Micro) DCP

Dr. Kailash B. Wagh
M.D. Microbiology D.C.P.
Reg. No. 2001/07/2704



98 Jilha Peth, Kantai Sabhagruh Road, Near Barde Medical, Jalgaon- 425001



Manavata

Pathology & Microbiology Laboratory

Dr. Kailash B. Wagh
M.D. Microbiology D.C.P
Reg No. 2001/07/2704

REG NO. : 11-2023-OPD / 5
NAME : Mrs. VIJAYSHREE RATHOD
REF BY :

AGE : 30 Years
SEX : Female
DATE : 27-Nov-2023

URINE ANALYSIS REPORT

<u>TESTS</u>	<u>RESULTS</u>	<u>UNIT</u>	<u>REFERENCE RANGE</u>
PHYSICAL EXAMINATION			
QUANTITY	: 10 ml		
COLOUR	: Pale Yellow		
APPEARANCE	: Clear		
DEPOSITS	: Absent		
SPECIFIC GRAVITY	: 1.012		1.002 - 1.030
REACTION (PH)	: Acidic		
CHEMICAL EXAMINATION			
PROTEINS	: Absent		
SUGAR	: Absent		
KETONE	: Absent		
BILE SALTS/BILE PIGMENTS	: Absent		
MICROSCOPIC EXAMINATION			
RBC	: Absent	/hpf	
PUS CELLS	: 2-3	/hpf	
EPITHELIAL CELLS	: Occasional	/hpf	
CASTS	: Absent		
CRYSTALS	: Absent		
AMORPHOUS DEPOSITS	: Absent		

THANKS FOR REFERRAL

KBW
Dr. Kailash B. Wagh
MD (Micro) DCP

Dr. Kailash B. Wagh
M.D. Microbiology D.C.P.
Reg. No. 2001/07/2704



98 Jilha Peth, Kantai Sabhagruh Road, Near Barde Medical, Jalgaon- 425001
0257-2970978, 2225322 9405887735

ARYA

PATHOLOGY LABORATORY

Address: "Near Telephone Office, Parik Park" JALGAON. Mob. 9881929722, 9096135952, 8855072749

Patient's Name : VIJAYSHRI RATHOD

Age : 30 yrs Sex : F

Ref : Dr SUNIL SURYAWANSHI SIR MD

Date : 27/11/2018

PAP CYTOLOGY REPORT

PAP smears from cervix shows numerous clusters of superficial cells and intermediate cells along with few parabasal cells. Background shows RBCs and inflammatory infiltrate of polymorphs, macrophages.

Negative for candida/intraepithelial lesion / malignancy.

IMPRESSION: SUGGESTIVE OF INFLAMMATORY SMEAR.

*** END OF REPORT ***


Dr. Vinod R. Mahajan
M.D. (Path.)
Consulting Pathologist

24

Scanned with OKEN Scanner

Scanned with OKEN Scanner

Scanned with CamScanner

जय हॉस्पिटल व मॅटर्निटी होम

अतिदक्षता विभाग

सौ. जयश्री सुर्यवंशी
न.डी.
(स्त्रीरोग व प्रसूतीशास्त्र तज्ञ)
रजि.नं. 3712

डॉ. सुनिल सुर्यवंशी
एम.डी.(मेडिसीन) पुणे
कन्सल्टिंग फिजिशियन
रजि.नं. 2223

पत्ता : मेन टेलिफोन एक्सचेंज समोर, पारिख
पार्क जवळ, नविन बस स्टॅन्डच्या मागे,
जळगांव. फोन : (0257) 2227821

उपलब्ध सुविधा : • एक्स-रे • सोनोग्राफी • इकोकार्डिओग्राफी • सुसज्ज ऑपरेशन थिएटर • कॉम्प्युटराईज्ड ड.सी.जी. • स्ट्रेम टेस्ट • पल्मोनरी फंक्शन टेस्ट

दि 22 / 11 / 2023

Rx

PHYSICIAN CONSULTATION

MRS VIJAYSHREE PRAMOD RATHOD, 30 YRS FEMALE

NO CARDIORESPIRATORY COMPLAINTS.

NOT A K/C/O HT, DM, IHD, BRONCHIAL ASTHMA.

NO ALLERGY TO ANY MEDICATIONS. NO ADDICTION.

P-90/ MIN, BP-112/72 mmHg

RS/CVS/PA/CNS- NORMAL

DENTAL CONSULTATION- NORMAL

EYE CHECK UP- NORMAL

ENT CHECK UP- NORMAL.

DIET- BALANCED DIET

BMI- 24.2, NORMAL.

[Handwritten Signature]

डॉ. सौ. जयश्री सुर्यवंशी
एम.डी.
(स्त्रीरोग व प्रसुतीशास्त्र तज्ञ)
रजि.नं. 3712

डॉ. सुनिल सुर्यवंशी
एम.डी.(मेडीसीन) पुणे
कन्सल्टिंग फिजिशियन
रजि.नं. 2223

पत्ता : मेन टेलिफोन एक्सचेंज समोर, पारिख
पार्क जवळ, नविन बस स्टॅन्डच्या मागे,
जळगांव. फोन : (0257) 2227821

उपलब्ध सुविधा : • एक्स-रे • सोनोग्राफी • इकोकार्डिओग्राफी • सुसज्ज ऑपरेशन थिएटर • कॉम्प्युटाईज्ड इ.सी.जी. • स्ट्रेस टेस्ट • पल्मोनरी फंक्शन टेस्ट

Rx

दि / / २०

X-RAY CHEST PA VIEW

NAME- VIJAYSHREE PRAMOD RATHOD

AGE- 30 YRS ^{fe} MALE DATE-27.11.23
F.

SOFT TISSUE AND SKELETON NORMAL.

BOTH HILA ARE NORMAL IN SIZE AND HAVE EQUAL DENSITY.

NORMAL CARDIAC SIZE.

PROMINENT BRONCHOVASCULAR MARKINGS.

COSTOPHRENIC AND CARDIOPHRENIC ANGLES ARE CLEAR.


THE DOMES OF DIAPHRAGMS ARE NORMAL IN POSITION AND SHOW SMOOTH OUTLINE.

THE PLURAL SPACES ARE NORMAL.

IMPRESSION –

NORMAL XRAY CHEST .



 **GPS Map Camera**




Jalgaon, Maharashtra, India
A4/1285, RR School Rd, Omkar Nagar, Sbi Colony, Jalgaon,
Maharashtra 425001, India
Lat 21.006294°
Long 75.566374°
27/11/23 10:24 AM GMT +05:30

 Scanned with OKEN Scanner

 Scanned with OKEN Scanner

Scanned with CamScanner



भारत सरकार
Government of India

विजयश्री प्रमोद राठोड
Vijayshree Pramod Rathod
जन्म तिथि/DOB: 04/03/1993
महिला/ FEMALE

5173 9463 8674

VID : 9167 9522 4050 8897

जेरा **आधार**, जेरी पहचान



Bld ECG 2020.
Crime CAR

Client Contact No:
Agent contact No:

7066371513

Name/नाव- Vijayshree Pramod Rathod

Personal information (वैयक्तिक माहिती)

Age/ वय- 30 Date/जन्मतारीख

04/03/1993

Any habit/सवयी

Identification Mark:-

Any disease like diabetes, blood pressure, /आजार डायबेटीज, ब्लड प्रेशर, ईतर - No

Any surgery/ operation/ accident during last 5 years/मागच्या 5 वर्षांत एखादे ऑपरेश - Yes

Family history/कुटुंबाविषयी माहित

Father/वडील Sadasht V Chavan

Live/हयात ✓ Age/वय 62 Disease/काहीआजार NO

Death/मयत

Age When died/त्यावेळेस वय Cause/कारण

Mother/आई Late Chavan

Live/हयात ✓ Age/वय 55 Cause/कारण

Age When died/ त्यावेळेस वय Cause/कारण

Brother/भाऊ ✓ Age/वय 33

Disease/ health/आजार/निरोग

Sister/वहीण No Age/वय -

Disease/health/आजार/निरोगी

covid vaccine type

1 st dose ✓

2nd dose ✓

education Graduate

occupation Housewife

married ✓

Signature: Rathod

G2 L2 A0 L2

♂ → 7 month

♀ → 4 yrs.

LMP :- 24/10/2023.

HOSPITAL USE ONLY

Height: 160

Weight: 62

Chest: 92

Abdomen: 85

Blood Pressure:

112 / 72 P. 90.