




PARKLINE DIAGNOSTICS PVT. LTD.

L.G. 3, 4 & 5, Bhuvana Towers, S.D. Road, Secunderabad - 500 003 Tel : 040-42038139, 27845852
7995421787, 7093445852 Email : parklinediagnostics@gmail.com www.parklinediagnostics.com



NABL Accredited
Certificate No.:MC-2566

TEST REPORT

Name	: MS.NEETESH SHARMA [SPOUSE]	TID/SID	: UMR1307279/ 26512282
Age / Gender	: 44 Years / Female	Registered on	: 23-Dec-2023 / 08:22 AM
Ref.By	: -	Collected on	: 23-Dec-2023 / 08:34 AM
Req.No	:  BIL3782901	Reported on	: 23-Dec-2023 / 12:45 PM
		Reference	: Medi Wheel

DEPARTMENT OF CLINICAL PATHOLOGY

Complete Urine Examination (CUE), Urine

Investigation	Observed Value	Units	Biological Reference Interval
Colour Method:Photo detectors(instrument)	Light Yellow		Light Yellow
Appearance Method:Photo diode array sensor	Clear		Clear
Specific gravity Method:Ion concentration/colour indicator	1.010		1.003-1.030
Reaction and pH Method:Double Indicator	5.5		5.0-8.0
Protein Method:Protein Error of pH indicators	Negative		Negative
Glucose Method:Double sequential enzymatic/GOD-PAP	Negative		Negative
Urobilinogen Method:Reagent strip/Reflectance photometry	Negative		0.2-1.0 mg%
Ketones Method:Strip method/Nitroprusside method	Negative		Negative
Blood Method:Peroxidase	Negative		Negative
Bile Salt Method:Hays Method	Negative		Negative
Bile Pigment Method:Fouchets Method	Negative		Negative
Microscopic Examination			
Pus cells (leukocytes) Method:Microscopy Of Sediment	1 - 2	/hpf	0-5 /hpf
RBC (erythrocytes) Method:Microscopy Of Sediment	Nil	/hpf	0-2 /hpf
Epithelial cells Method:Microscopy Of Sediment	Nil	/hpf	0-8 /hpf
Crystals Method:Microscopy Of Sediment	Nil	/lpf	Nil /lpf

Lab Timings (Weekdays) : 7.00 am to 8.30 pm
Sundays & Holidays : 7.00 am to 1.00 pm

Radiologists Timings (Weekdays) : 7.30 am to 1.30 pm
& 5.45 pm to 7.45 pm
Sundays & Holidays : 7.30 am to 9.30 am




PARKLINE DIAGNOSTICS PVT. LTD.

L.G. 3, 4 & 5, Bhuvana Towers, S.D. Road, Secunderabad - 500 003 Tel : 040-42038139, 27845852
7995421787, 7093445852 Email : parklinediagnostics@gmail.com www.parklinediagnostics.com



NABL Accredited
Certificate No.:MC-2566

TEST REPORT

Name	: MS.NEETESH SHARMA [SPOUSE]	TID/SID	: UMR1307279/ 26512282
Age / Gender	: 44 Years / Female	Registered on	: 23-Dec-2023 / 08:22 AM
Ref.By	: -	Collected on	: 23-Dec-2023 / 08:34 AM
Req.No	:  BIL3782901	Reported on	: 23-Dec-2023 / 12:45 PM
		Reference	: Medi Wheel

DEPARTMENT OF CLINICAL PATHOLOGY

Complete Urine Examination (CUE), Urine

Investigation	Observed Value	Units	Biological Reference Interval
Casts	Nil	/lpf	Nil
Method:Microscopy Of Sediment			/lpf
Others	Nil		Nil
Method:Microscopy Of Sediment			

* Sample processed at Parkline

--- End Of Report ---

Dr.Jyothi Kiranmai
Regd. No: 52272
MD PATHOLOGY






PARKLINE DIAGNOSTICS PVT. LTD.

L.G. 3, 4 & 5, Bhuvana Towers, S.D. Road, Secunderabad - 500 003 Tel : 040-42038139, 27845852
7995421787, 7093445852 Email : parklinediagnostics@gmail.com www.parklinediagnostics.com



NABL Accredited
Certificate No.:MC-2566

TEST REPORT

Name	: MS.NEETESH SHARMA [SPOUSE]	TID/SID	: UMR1307279/ 26512280
Age / Gender	: 44 Years / Female	Registered on	: 23-Dec-2023 / 08:22 AM
Ref.By	: -	Collected on	: 23-Dec-2023 / 08:34 AM
Req.No	:  BIL3782901	Reported on	: 23-Dec-2023 / 12:29 PM
		Reference	: Medi Wheel

DEPARTMENT OF HEMATOLOGY

Blood Grouping ABO And Rh Typing, EDTA Whole Blood

Parameter	Results
Blood Grouping (ABO)	B
Rh Typing (D)	POSITIVE -
Method:Agglutination	

* Sample processed at Parkline

--- End Of Report ---

Dr.Jyothi Kiranmai
Regd. No: 52272
MD PATHOLOGY






PARKLINE DIAGNOSTICS PVT. LTD.

L.G. 3, 4 & 5, Bhuvana Towers, S.D. Road, Secunderabad - 500 003 Tel : 040-42038139, 27845852
7995421787, 7093445852 Email : parklinediagnostics@gmail.com www.parklinediagnostics.com



NABL Accredited
Certificate No.:MC-2566

TEST REPORT

Name	: MS.NEETESH SHARMA [SPOUSE]	TID/SID	: UMR1307279/ 26512280
Age / Gender	: 44 Years / Female	Registered on	: 23-Dec-2023 / 08:22 AM
Ref.By	: -	Collected on	: 23-Dec-2023 / 08:34 AM
Req.No	:  BIL3782901	Reported on	: 23-Dec-2023 / 12:29 PM
		Reference	: Medi Wheel

DEPARTMENT OF HEMATOLOGY

Complete Blood Picture (CBP), EDTA Whole Blood

Investigation	Observed Value	Units	Biological Reference Interval
Hemoglobin	11.8	g/dL	12.0-15.0 g/dL
Method:Spectrophotometry			
Erythrocyte Count(RBC)	4.3	mill /cu.mm	3.8-4.8 mill /cu.mm
Method:Electrical Impedence			
PCV/HCT	36	%	36-46 %
Method:Numeric Integration			
MCV	84	fL	83-101 fL
Method:Calculated			
MCH	27.1	pg	27-32 pg
Method:Calculated			
MCHC	32.2	gm/dL	31.5-34.5 gm/dL
Method:Calculated			
RDW (CV)	15.3	%	11.6-14.0 %
Method:Calculated			
Total WBC Count	9.2	10 ³ /μL	4-10 10cap;3/μL 10 ³ /μL
Method:Impedence flowcytometry/Light scattering			
Differential Count			
Neutrophils	57	%	40-80 %
Method:Flowcytometry/Microscopy			
Lymphocytes	37	%	20-40 %
Method:Flowcytometry/Microscopy			
Monocytes	4	%	2-10 %
Method:Flowcytometry/Microscopy			
Eosinophils	2	%	1-6 %
Method:Flowcytometry/Microscopy			
Basophils	0	%	0-2 %
Method:Flowcytometry/Microscopy			
Absolute Neutrophil Count	5.24	10 ³ /μL	2.0-7.0 10 ³ /μL
Absolute Lymphocyte Count	3.4	10 ³ /μL	1.0-3.0 10 ³ /μL

Lab Timings (Weekdays) : 7.00 am to 8.30 pm
Sundays & Holidays : 7.00 am to 1.00 pm

Radiologists Timings (Weekdays) : 7.30 am to 1.30 pm
& 5.45 pm to 7.45 pm
Sundays & Holidays : 7.30 am to 9.30 am




PARKLINE DIAGNOSTICS PVT. LTD.

L.G. 3, 4 & 5, Bhuvana Towers, S.D. Road, Secunderabad - 500 003 Tel : 040-42038139, 27845852
7995421787, 7093445852 Email : parklinediagnostics@gmail.com www.parklinediagnostics.com



NABL Accredited
Certificate No.:MC-2566

TEST REPORT

Name : **MS.NEETESH SHARMA [SPOUSE]** TID/SID : UMR1307279/ 26512280
 Age / Gender : 44 Years / Female Registered on : 23-Dec-2023 / 08:22 AM
 Ref.By : - Collected on : 23-Dec-2023 / 08:34 AM
 Req.No  Reported on : 23-Dec-2023 / 12:29 PM
 BIL3782901 Reference : Medi Wheel

DEPARTMENT OF HEMATOLOGY

Complete Blood Picture (CBP), EDTA Whole Blood

Investigation	Observed Value	Units	Biological Reference Interval
Absolute Monocyte Count	0.37	10 ³ /μL	0.20-1.0 10 ³ /μL
Absolute Eosinophils Count	0.18	10 ³ /μL	0.02-0.5 10 ³ /μL
Absolute Basophil Count	00	10 ³ /μL	0.02-0.1 10 ³ /μL
Platelet Count	380	10 ³ /μL	150-410 10 ³ /μL
Method:Electrical Impedence			

Peripheral Smear

RBC Normocytic and Normochromic
 Method:Microscopy
 WBC Within normal limits.No abnormal cells seen.
 Method:Microscopy
 Platelets Discrete and adequate.Normal in morphology
 Method:Microscopy

* Sample processed at Parkline

--- End Of Report ---

Dr.Jyothi Kiranmai
Regd. No: 52272
MD PATHOLOGY




PARKLINE DIAGNOSTICS PVT. LTD.

L.G. 3, 4 & 5, Bhuvana Towers, S.D. Road, Secunderabad - 500 003 Tel : 040-42038139, 27845852
7995421787, 7093445852 Email : parklinediagnostics@gmail.com www.parklinediagnostics.com



NABL Accredited
Certificate No.:MC-2566

TEST REPORT

Name	: MS.NEETESH SHARMA [SPOUSE]	TID/SID	: UMR1307279/ 26512280
Age / Gender	: 44 Years / Female	Registered on	: 23-Dec-2023 / 08:22 AM
Ref.By	: -	Collected on	: 23-Dec-2023 / 08:34 AM
Req.No	:  BIL3782901	Reported on	: 23-Dec-2023 / 12:29 PM
		Reference	: Medi Wheel

DEPARTMENT OF HEMATOLOGY

Erythrocyte Sedimentation Rate (ESR), Sodium Citrate Whole Blood

Investigation	Observed Value	Units	Biological Reference Intervals
ESR 1st Hour	15	mm/hour	0-20 mm/hour
Method:Westergren			

* Sample processed at Parkline

--- End Of Report ---

Dr.Jyothi Kiranmai
Regd. No: 52272
MD PATHOLOGY






PARKLINE DIAGNOSTICS PVT. LTD.

L.G. 3, 4 & 5, Bhuvana Towers, S.D. Road, Secunderabad - 500 003 Tel : 040-42038139, 27845852
7995421787, 7093445852 Email : parklinediagnostics@gmail.com www.parklinediagnostics.com

TEST REPORT

Name	: MS.NEETESH SHARMA [SPOUSE]	TID/SID	: UMR1307279/
Age / Gender	: 44 Years / Female	Registered on	: 23-Dec-2023 / 08:22 AM
Ref.By	: -	Collected on	: 23-Dec-2023 / 08:34 AM
Req.No	:  BIL3782901	Reported on	: 23-Dec-2023 / 09:16 AM
		Reference	: Medi Wheel

DEPARTMENT OF CARDIOLOGY

2D Echo/Doppler Study

Mitral Valve	Normal
Aortic valve	Normal
Tricuspid valve	Normal
Pulmonary valve	Normal
Aorta	2.07 cm
Left Atrium	3.09 cm
Left Ventricle	LVDd: 4.02 cm IVSd : 0.79 cm EF: 57 % LVDs: 2.83 cm LVPwd: 1.04 cm FS: 29 %
RWMA	Nil
Right Atrium	Normal
Right Ventricle	Normal
Pulmonary Artery	Normal
IAS	Intact
IVS	Intact
Pericardium	Normal
Svc / Ivc	Normal
Intracardiac Masses	Nil
Doppler Study	Mitral flow: E: 0.7 m/sec A: 0.9 m/sec Aortic flow : 1.0 m/sec Pulmonary flow : 0.9 m/sec
Colour Doppler	No MR / AR / TR / PR
Conclusion	No RWMA. Normal valves/ Normal chambers. No MR/ AR/ TR / PR Good LV (LVEF 57 %)/ RV function. No diastolic dysfunction. No PE/ clot/ vegetation.

* Sample processed at Parkline


--- End Of Report ---



PARKLINE DIAGNOSTICS PVT. LTD.

L.G. 3, 4 & 5, Bhuvana Towers, S.D. Road, Secunderabad - 500 003 Tel : 040-42038139, 27845852
7995421787, 7093445852 Email : parklinediagnostics@gmail.com www.parklinediagnostics.com

TEST REPORT

Name	: MS.NEETESH SHARMA [SPOUSE]	TID/SID	: UMR1307279/
Age / Gender	: 44 Years / Female	Registered on	: 23-Dec-2023 / 08:22 AM
Ref.By	: -	Collected on	:
Req.No	 BIL3782901	Reported on	:
		Reference	: Medi Wheel






PARKLINE DIAGNOSTICS PVT. LTD.

L.G. 3, 4 & 5, Bhuvana Towers, S.D. Road, Secunderabad - 500 003 Tel : 040-42038139, 27845852
7995421787, 7093445852 Email : parklinediagnostics@gmail.com www.parklinediagnostics.com

TEST REPORT

Name : **MS.NEETESH SHARMA [SPOUSE]** TID/SID : UMR1307279/ 26512282F
Age / Gender : 44 Years / Female Registered on : 23-Dec-2023 / 08:22 AM
Ref.By : - Collected on : 23-Dec-2023 / 08:34 AM
Req.No  Reported on : 23-Dec-2023 / 15:24 PM
Reference : Medi Wheel
BIL3782901

DEPARTMENT OF CLINICAL CHEMISTRY I

Blood Urea Nitrogen (BUN), Serum

Investigation	Observed Value	Units	Biological Reference Interval
Blood Urea Nitrogen.	10.7	mg/dL	7-23 mg/dL
Method:Calculated			

Creatinine, Serum

Investigation	Observed Value	Units	Biological Reference Interval
Creatinine.	0.74	mg/dL	0.50-1.20 mg/dL
Method:Alkaline Picrate			

Glucose Urine Fasting

Investigation	Observed Value
Urine Glucose Fasting	Nil
Method:Reagent strip/Reflectance photometry	

* Sample processed at Parkline

--- End Of Report ---

Dr.Jyothi Kiranmai
Regd. No: 52272
MD PATHOLOGY




PARKLINE DIAGNOSTICS PVT. LTD.

L.G. 3, 4 & 5, Bhuvana Towers, S.D. Road, Secunderabad - 500 003 Tel : 040-42038139, 27845852
7995421787, 7093445852 Email : parklinediagnostics@gmail.com www.parklinediagnostics.com



NABL Accredited
Certificate No.:MC-2566

TEST REPORT

Name : **MS.NEETESH SHARMA [SPOUSE]** TID/SID : UMR1307279/ 26512283F
Age / Gender : 44 Years / Female Registered on : 23-Dec-2023 / 08:22 AM
Ref.By : - Collected on : 23-Dec-2023 / 08:34 AM
Req.No :  Reported on : 23-Dec-2023 / 15:24 PM
Reference : Medi Wheel
BIL3782901

DEPARTMENT OF CLINICAL CHEMISTRY I

Glucose Fasting (FBS), Sodium Fluoride Plasma

Investigation	Observed Value	Units	Biological Reference Interval
Glucose Fasting Method:GOD - PAP	108	mg/dL	Normal: <100 Impaired FG: 100-125 Diabetic : \geq 126 mg/dL

* Sample processed at Parkline

--- End Of Report ---

Dr.Jyothi Kiranmai
Regd. No: 52272
MD PATHOLOGY




PARKLINE DIAGNOSTICS PVT. LTD.

L.G. 3, 4 & 5, Bhuvana Towers, S.D. Road, Secunderabad - 500 003 Tel : 040-42038139, 27845852
7995421787, 7093445852 Email : parklinediagnostics@gmail.com www.parklinediagnostics.com



NABL Accredited
Certificate No.:MC-2566

TEST REPORT

Name	: MS.NEETESH SHARMA [SPOUSE]	TID/SID	: UMR1307279/ 26512283P
Age / Gender	: 44 Years / Female	Registered on	: 23-Dec-2023 / 08:22 AM
Ref.By	: -	Collected on	: 23-Dec-2023 / 08:34 AM
Req.No	:  BIL3782901	Reported on	: 23-Dec-2023 / 15:24 PM
		Reference	: Medi Wheel

DEPARTMENT OF CLINICAL CHEMISTRY I

Glucose Post Prandial (PPBS), Sodium Fluoride Plasma

Investigation	Observed Value	Units	Biological Reference Interval
Glucose Post Prandial Method:GOD - PAP	127	mg/dL	Normal : 90 - 140 Impaired Glucose Tolerance: 141-199 Diabetic : \geq 200 mg/dL

* Sample processed at Parkline

--- End Of Report ---


Dr.Jyothi Kiranmai
Regd. No: 52272
MD PATHOLOGY



PARKLINE DIAGNOSTICS PVT. LTD.

L.G. 3, 4 & 5, Bhuvana Towers, S.D. Road, Secunderabad - 500 003 Tel : 040-42038139, 27845852
7995421787, 7093445852 Email : parklinediagnostics@gmail.com www.parklinediagnostics.com

TEST REPORT

Name : **MS.NEETESH SHARMA [SPOUSE]** TID/SID : UMR1307279/ 26512280
Age / Gender : 44 Years / Female Registered on : 23-Dec-2023 / 08:22 AM
Ref.By : - Collected on : 23-Dec-2023 / 08:34 AM
Req.No  Reported on : 23-Dec-2023 / 15:24 PM
Reference : Medi Wheel
BIL3782901

DEPARTMENT OF CLINICAL CHEMISTRY I

Glycosylated Hemoglobin (HbA1C), EDTA Whole Blood

Investigation	Observed Value	Units	Biological Reference Interval
Glycosylated Haemoglobin Method:High Performance Liquid Chromatography(HPLC)	6.3	%	< 5.7% : Normal 5.7% - 6.4% : Prediabetes > 6.4% Diabetes
Mean Plasma Glucose (MPG) Estimate Method:Derived from HBA1c	134	mg/dL	Excellent Control : 90 to 120 Good Control : 121 to 150 Average Control : 151 to 180 Panic Value : > 211 mg/dL

Note:Mean Plasma Glucose is calculated from HBA1c value and it indicates Average Blood Sugar level over the past three months.

INTERPRETATION :

- 1.Glycated hemoglobin (glycohemoglobin / HbA1c) is a form of hemoglobin (Hb) that is chemically linked to a sugar.
- 2.A1c is measured primarily to determine the three-month average blood sugar level and can be used as a diagnostic test for diabetes mellitus and as an assessment test for glycemic control in people with diabetes.
- 3.In diabetes, higher amounts of glycated hemoglobin, indicating poorer control of blood glucose levels, have been associated with cardiovascular disease, nephropathy, neuropathy, and retinopathy.
4. American diabetes Association (ADA) recommends an A1C goal for many non pregnant adults of < 7% (without significant hypoglycemia). On the basis of provider judgment and patient preference, achievement of lower A1C levels than the goal of 7% may be acceptable, and even beneficial, if it can be achieved safely without significant hypoglycemia or other adverse effects of treatment. Less stringent A1C goals (such as < 8%) may be appropriate for patients with severe hypoglycemia, extensive co morbid conditions etc, or where the harms of treatment are greater than the benefits.
5. Glycemic goals for some older adults might reasonably be relaxed as part of individualized care, but hyperglycemia leading to symptoms or risk of acute hyperglycemia complications should be avoided in all patients.

* Sample processed at Parkline

--- End Of Report ---

Dr.Jyothi Kiranmai
Regd. No: 52272
MD PATHOLOGY




PARKLINE DIAGNOSTICS PVT. LTD.

L.G. 3, 4 & 5, Bhuvana Towers, S.D. Road, Secunderabad - 500 003 Tel : 040-42038139, 27845852
7995421787, 7093445852 Email : parklinediagnostics@gmail.com www.parklinediagnostics.com



NABL Accredited
Certificate No.:MC-2566

TEST REPORT

Name	: MS.NEETESH SHARMA [SPOUSE]	TID/SID	: UMR1307279/ 26512281
Age / Gender	: 44 Years / Female	Registered on	: 23-Dec-2023 / 08:22 AM
Ref.By	: -	Collected on	: 23-Dec-2023 / 08:34 AM
Req.No	:  BIL3782901	Reported on	: 23-Dec-2023 / 14:51 PM
		Reference	: Medi Wheel

DEPARTMENT OF CLINICAL CHEMISTRY I

Lipid Profile, Serum

Investigation	Observed Value	Units	Biological Reference Interval
Total Cholesterol Method:CHOD-PAP	228	mg/dL	Desirable Level: < 200 Borderline : 200 - 239 High : > 240 mg/dL
HDL Cholesterol Method:Enzymatic Reaction	45	mg/dL	<40:Major risk factor for heart disease 40-59:The higher,the better >=60:Considered protective against heart disease mg/dL
LDL Cholesterol Method:Calculated	128	mg/dL	< 100 mg/dL
VLDL Cholesterol Method:Calculated	55	mg/dL	10-55 mg/dL
Triglycerides Method:GPO-POD	277	mg/dL	Normal:<150 Borderline:150-199 High:200-499 Very High:>=500 mg/dL
Chol/HDL Ratio Method:Calculated	5.07		Normal : <4 Low risk : 4 - 6 High risk : >6
LDL Cholesterol/HDL Ratio Method:Calculated	2.84		Ideal : < 2 Good : 2 – 5 Bad : > 5

* Sample processed at Parkline

--- End Of Report ---

Dr.Jyothi Kiranmai
Regd. No: 52272
MD PATHOLOGY




PARKLINE DIAGNOSTICS PVT. LTD.

L.G. 3, 4 & 5, Bhuvana Towers, S.D. Road, Secunderabad - 500 003 Tel : 040-42038139, 27845852
7995421787, 7093445852 Email : parklinediagnostics@gmail.com www.parklinediagnostics.com



NABL Accredited
Certificate No.:MC-2566

TEST REPORT

Name : **MS.NEETESH SHARMA [SPOUSE]** TID/SID : UMR1307279/ 26512281
Age / Gender : 44 Years / Female Registered on : 23-Dec-2023 / 08:22 AM
Ref.By : - Collected on : 23-Dec-2023 / 08:34 AM
Req.No  Reported on : 23-Dec-2023 / 14:51 PM
Reference : Medi Wheel
BIL3782901

DEPARTMENT OF CLINICAL CHEMISTRY I

Liver Function Test (LFT), Serum

Investigation	Observed Value	Units	Biological Reference Interval
Total Bilirubin. Method:Diazo with sulphanilic acid	0.33	mg/dL	0.3-1.2 mg/dL
Direct Bilirubin. Method:Diazo with sulphanilic acid	0.10	mg/dL	0.00-0.40 mg/dL
Indirect Bilirubin. Method:Calculated	0.23	mg/dL	0.2-0.8 mg/dL
Alanine Aminotransferase ,(ALT/SGPT) Method:IFCC without P5P	38	U/L	10-40 U/L
Aspartate Aminotransferase,(AST/SGOT) Method:IFCC without P5P	31	U/L	10-40 U/L
ALP (Alkaline Phosphatase). Method:AMP-IFCC	81	U/L	30-115 U/L
PROTEINS			
Total Protein. Method:Biuret	7.16	g/dL	6.0-8.0 g/dL
Albumin. Method:Bromocresol Green (BCG)	4.19	g/dL	3.5-4.8 g/dL
Globulin. Method:Calculated	2.97	g/dL	2.3-3.5 g/dL
A/GRatio. Method:Calculated	1.41		0.8-2.0
Gamma GT. Method:IFCC-Enzymatic	31	U/L	7.0-50.0 U/L

* Sample processed at Parkline

--- End Of Report ---

Dr.Jyothi Kiranmai
Regd. No: 52272
MD PATHOLOGY




PARKLINE DIAGNOSTICS PVT. LTD.

L.G. 3, 4 & 5, Bhuvana Towers, S.D. Road, Secunderabad - 500 003 Tel : 040-42038139, 27845852
7995421787, 7093445852 Email : parklinediagnostics@gmail.com www.parklinediagnostics.com



NABL Accredited
Certificate No.:MC-2566

TEST REPORT

Name : **MS.NEETESH SHARMA [SPOUSE]** TID/SID : UMR1307279/ 26512281
Age / Gender : 44 Years / Female Registered on : 23-Dec-2023 / 08:22 AM
Ref.By : - Collected on : 23-Dec-2023 / 08:34 AM
Req.No  Reported on : 23-Dec-2023 / 12:49 PM
Reference : Medi Wheel
BIL3782901

DEPARTMENT OF CLINICAL CHEMISTRY I

Thyroid Profile (T3,T4,TSH), Serum

Investigation	Observed Value	Units	Biological Reference Interval
Triiodothyronine Total (T3) Method:Enhanced chemiluminescence	1.60	ng/mL	0.970-1.69 ng/mL
Thyroxine Total (T4) Method:Enhanced chemiluminescence	9.79	µg/dL	5.53-11.0 µg/dL
Thyroid Stimulating Hormone (TSH) Method:Enhanced chemiluminescence	3.79	µIU/mL	0.400-4.049 µIU/mL

Note: Change in method and reference range
NOTE:

TSH - Reference ranges during pregnancy:*

1st Trimester : 0.10 - 2.50

2nd Trimester : 0.20 - 3.00

3dr Trimester : 0.30 - 3.00

*As per the Guidelines of American Thyroid Association for the diagnosis and management of thyroid disease during pregnancy and post partum.

1.Primary Hyperthyroidism is accompanied by elevated T3 & T4 values along with depressed TSH level.

2.Primary Hypothyroidism is accompanied by depressed T3 & T4 levels and elevated TSH levels.

3.Normal T4 levels accompanied by high T3 levels are seen in patients with T3 Thyrotoxicosis.

4.Slightly elevated T3 levels may be found in pregnancy and estrogen therapy, while depressed levels may be encountered in severe illness, malnutrition, renal failure and during therapy with drugs like propranolol and propylthiouracil.

5.Although elevated TSH levels are nearly always indicative of primary hypothyroidism, rarely they can result form TSH secreting pituitary tumors(secondary).

* Sample processed at Parkline

--- End Of Report ---

Dr.Jyothi Kiranmai
Regd. No: 52272
MD PATHOLOGY




PARKLINE DIAGNOSTICS PVT. LTD.

L.G. 3, 4 & 5, Bhuvana Towers, S.D. Road, Secunderabad - 500 003 Tel : 040-42038139, 27845852
7995421787, 7093445852 Email : parklinediagnostics@gmail.com www.parklinediagnostics.com



NABL Accredited
Certificate No.:MC-2566

TEST REPORT

Name	: MS.NEETESH SHARMA [SPOUSE]	TID/SID	: UMR1307279/ 26512281
Age / Gender	: 44 Years / Female	Registered on	: 23-Dec-2023 / 08:22 AM
Ref.By	: -	Collected on	: 23-Dec-2023 / 08:34 AM
Req.No	:  BIL3782901	Reported on	: 23-Dec-2023 / 14:51 PM
		Reference	: Medi Wheel

DEPARTMENT OF CLINICAL CHEMISTRY I

Uric Acid, Serum

Investigation	Observed Value	Units	Biological Reference Interval
Uric Acid.	6.14	mg/dL	1.9-7.5 mg/dL
Method:Uricase			

* Sample processed at Parkline

--- End Of Report ---

Dr.Jyothi Kiranmai
Regd. No: 52272
MD PATHOLOGY






PARKLINE DIAGNOSTICS PVT. LTD.

L.G. 3, 4 & 5, Bhuvana Towers, S.D. Road, Secunderabad - 500 003 Tel : 040-42038139, 27845852
7995421787, 7093445852 Email : parklinediagnostics@gmail.com www.parklinediagnostics.com

TEST REPORT

Name	: MS.NEETESH SHARMA [SPOUSE]	TID/SID	: UMR1307279/ 26512282
Age / Gender	: 44 Years / Female	Registered on	: 23-Dec-2023 / 08:22 AM
Ref.By	: -	Collected on	: 23-Dec-2023 / 08:34 AM
Req.No	 BIL3782901	Reported on	: 23-Dec-2023 / 15:30 PM
		Reference	: Medi Wheel

DEPARTMENT OF HEALTH CHECKUP

Glucose Urine Post Prandial

--

Urine Glucose Post Prandial	Nil	NIL
Method:Reagent strip/Reflectance photometry		

* Sample processed at Parkline

--- End Of Report ---

Dr.Jyothi Kiranmai
Regd. No: 52272
MD PATHOLOGY

