

Patient Name	: Mrs.VANDANA PRASHAR	Collected	: 29/Oct/2024 10:54AM
Age/Gender	: 34 Y 2 M 1 D/F	Received	: 29/Oct/2024 11:31AM
UHID/MR No	: RIND.0000017748	Reported	: 29/Oct/2024 01:17PM
Visit ID	: RINDOPV19176	Status	: Final Report
Ref Doctor	: Dr.SELF	Sponsor Name	: ARCOFEMI HEALTHCARE LIMITED
Emp/Auth/TPA ID	: 22S37240		

DEPARTMENT OF HAEMATOLOGY

PERIPHERAL SMEAR , WHOLE BLOOD EDTA

RBCs ARE NORMOCYTIC NORMOCHROMIC.
TLC , DLC WITHIN NORMAL LIMIT. NO IMMATURE CELLS ARE SEEN.
PLATELETS ARE ADEQUATE.
NO HEMOPARASITES SEEN.



Dr.Kritika Jain
M.B.B.S,M.D(Pathology)
Consultant Pathologist

SIN No:BED240242790

This test has been performed at Apollo Health and Lifestyle Ltd/Lab

Apollo Health and Lifestyle Limited

(CIN - U05110TG2000PLC115819)

Corporate Office: 7-1-617/A, 7th Floor, Imperial Towers, Ameerpet, Hyderabad-500016, Telangana

Ph No: 040-4904 7777 | www.apollohl.com | Email ID:enquiry@apollohl.com



Patient Name : Mrs.VANDANA PRASHAR	Collected : 29/Oct/2024 10:54AM
Age/Gender : 34 Y 2 M 1 D/F	Received : 29/Oct/2024 11:31AM
UHID/MR No : RIND.0000017748	Reported : 29/Oct/2024 01:17PM
Visit ID : RINDOPV19176	Status : Final Report
Ref Doctor : Dr.SELF	Sponsor Name : ARCOFEMI HEALTHCARE LIMITED
Emp/Auth/TPA ID : 22S37240	

DEPARTMENT OF HAEMATOLOGY

ARCOFEMI - MEDIWHEEL - FULL BODY HEALTH ANNUAL PLUS CHECK - FEMALE - 2D ECHO - PAN INDIA - FY2324

Test Name	Result	Unit	Bio. Ref. Interval	Method
HEMOGRAM , WHOLE BLOOD EDTA				
HAEMOGLOBIN	11.7	g/dL	12-15	Spectrophotometer
PCV	36.90	%	36-46	Electronic pulse & Calculation
RBC COUNT	4.47	Million/cu.mm	3.8-4.8	Electrical Impedence
MCV	82	fL	83-101	Calculated
MCH	26.2	pg	27-32	Calculated
MCHC	31.7	g/dL	31.5-34.5	Calculated
R.D.W	14.7	%	11.6-14	Calculated
TOTAL LEUCOCYTE COUNT (TLC)	4,900	cells/cu.mm	4000-10000	Electrical Impedence
DIFFERENTIAL LEUCOCYtic COUNT (DLC)				
NEUTROPHILS	62	%	40-80	Electrical Impedence
LYMPHOCYTES	32	%	20-40	Electrical Impedence
EOSINOPHILS	02	%	1-6	Electrical Impedence
MONOCYTES	04	%	2-10	Electrical Impedence
BASOPHILS	00	%	<1-2	Electrical Impedence
ABSOLUTE LEUCOCYTE COUNT				
NEUTROPHILS	3038	Cells/cu.mm	2000-7000	Calculated
LYMPHOCYTES	1568	Cells/cu.mm	1000-3000	Calculated
EOSINOPHILS	98	Cells/cu.mm	20-500	Calculated
MONOCYTES	196	Cells/cu.mm	200-1000	Calculated
Neutrophil lymphocyte ratio (NLR)	1.94		0.78- 3.53	Calculated
PLATELET COUNT	104000	cells/cu.mm	150000-410000	Electrical impedence
ERYTHROCYTE SEDIMENTATION RATE (ESR)	10	mm at the end of 1 hour	0-20	Modified Westergren
PERIPHERAL SMEAR				

RBCs ARE NORMOCYTIC NORMOCHROMIC.
TLC , DLC WITHIN NORMAL LIMIT. NO IMMATURE CELLS ARE SEEN.
PLATELETS ARE ADEQUATE.
NO HEMOPARASITES SEEN.



Dr. Kritika Jain
M.B.B.S,M.D(Pathology)
Consultant Pathologist



Patient Name : Mrs.VANDANA PRASHAR	Collected : 29/Oct/2024 10:54AM
Age/Gender : 34 Y 2 M 1 D/F	Received : 29/Oct/2024 11:31AM
UHID/MR No : RIND.0000017748	Reported : 29/Oct/2024 04:39PM
Visit ID : RINDOPV19176	Status : Final Report
Ref Doctor : Dr.SELF	Sponsor Name : ARCOFEMI HEALTHCARE LIMITED
Emp/Auth/TPA ID : 22S37240	

DEPARTMENT OF HAEMATOLOGY

ARCOFEMI - MEDIWHEEL - FULL BODY HEALTH ANNUAL PLUS CHECK - FEMALE - 2D ECHO - PAN INDIA - FY2324

Test Name	Result	Unit	Bio. Ref. Interval	Method
BLOOD GROUP ABO AND RH FACTOR , WHOLE BLOOD EDTA				
BLOOD GROUP TYPE	O			Forward & Reverse Grouping with Slide/Tube Aggluti
Rh TYPE	POSITIVE			Forward & Reverse Grouping with Slide/Tube Agglutination




Dr. Kritika Jain
M.B.B.S, M.D (Pathology)
Consultant Pathologist

SIN No: BED240242790

This test has been performed at Apollo Health and Lifestyle Ltd/Lab

Apollo Health and Lifestyle Limited

(CIN - U85110TG2000PLC115819)

Corporate Office: 7-1-617/A, 7th Floor, Imperial Towers, Ameerpet, Hyderabad-500016, Telangana

Ph No: 040-4904 7777 | www.apollohl.com | Email ID: enquiry@apollohl.com



Patient Name : Mrs.VANDANA PRASHAR	Collected : 29/Oct/2024 10:54AM
Age/Gender : 34 Y 2 M 1 D/F	Received : 29/Oct/2024 11:38AM
UHID/MR No : RIND.0000017748	Reported : 29/Oct/2024 01:20PM
Visit ID : RINDOPV19176	Status : Final Report
Ref Doctor : Dr.SELF	Sponsor Name : ARCOFEMI HEALTHCARE LIMITED
Emp/Auth/TPA ID : 22S37240	

DEPARTMENT OF BIOCHEMISTRY

ARCOFEMI - MEDIWHEEL - FULL BODY HEALTH ANNUAL PLUS CHECK - FEMALE - 2D ECHO - PAN INDIA - FY2324

Test Name	Result	Unit	Bio. Ref. Interval	Method
GLUCOSE, FASTING , NAF PLASMA	111	mg/dL	70-100	GOD - POD


Comment:

As per American Diabetes Guidelines, 2023

Fasting Glucose Values in mg/dL	Interpretation
70-100 mg/dL	Normal
100-125 mg/dL	Prediabetes
≥126 mg/dL	Diabetes
<70 mg/dL	Hypoglycemia

Note:

- 1.The diagnosis of Diabetes requires a fasting plasma glucose of > or = 126 mg/dL and/or a random / 2 hr post glucose value of > or = 200 mg/dL on at least 2 occasions.
2. Very high glucose levels (>450 mg/dL in adults) may result in Diabetic Ketoacidosis & is considered critical.



Dr.Kritika Jain
M.B.B.S,M.D(Pathology)
Consultant Pathologist



Patient Name : Mrs.VANDANA PRASHAR	Collected : 29/Oct/2024 10:54AM
Age/Gender : 34 Y 2 M 1 D/F	Received : 29/Oct/2024 03:55PM
UHID/MR No : RIND.0000017748	Reported : 29/Oct/2024 05:33PM
Visit ID : RINDOPV19176	Status : Final Report
Ref Doctor : Dr.SELF	Sponsor Name : ARCOFEMI HEALTHCARE LIMITED
Emp/Auth/TPA ID : 22S37240	

DEPARTMENT OF BIOCHEMISTRY

ARCOFEMI - MEDIWHEEL - FULL BODY HEALTH ANNUAL PLUS CHECK - FEMALE - 2D ECHO - PAN INDIA - FY2324

Test Name	Result	Unit	Bio. Ref. Interval	Method
HBA1C (GLYCATED HEMOGLOBIN) , WHOLE BLOOD EDTA				
HBA1C, GLYCATED HEMOGLOBIN	5.7	%		HPLC
ESTIMATED AVERAGE GLUCOSE (eAG)	117	mg/dL		Calculated

Comment:

Reference Range as per American Diabetes Association (ADA) 2023 Guidelines:

REFERENCE GROUP	HBA1C %
NON DIABETIC	<5.7
PREDIABETES	5.7 – 6.4
DIABETES	≥ 6.5
DIABETICS	
EXCELLENT CONTROL	6 – 7
FAIR TO GOOD CONTROL	7 – 8
UNSATISFACTORY CONTROL	8 – 10
POOR CONTROL	>10

Note: Dietary preparation or fasting is not required.

- HbA1C is recommended by American Diabetes Association for Diagnosing Diabetes and monitoring Glycemic Control by American Diabetes Association guidelines 2023.
- Trends in HbA1C values is a better indicator of Glycemic control than a single test.
- Low HbA1C in Non-Diabetic patients are associated with Anemia (Iron Deficiency/Hemolytic), Liver Disorders, Chronic Kidney Disease. Clinical Correlation is advised in interpretation of low Values.
- Falsely low HbA1c (below 4%) may be observed in patients with clinical conditions that shorten erythrocyte life span or decrease mean erythrocyte age. HbA1c may not accurately reflect glycemic control when clinical conditions that affect erythrocyte survival are present.
- In cases of Interference of Hemoglobin variants in HbA1C, alternative methods (Fructosamine) estimation is recommended for Glycemic Control
 - A: HbF >25%
 - B: Homozygous Hemoglobinopathy.
 (Hb Electrophoresis is recommended method for detection of Hemoglobinopathy)



Dr Nidhi Sachdev
M.B.B.S,MD(Pathology)
Consultant Pathologist

SIN No:EDT240093639



Patient Name : Mrs.VANDANA PRASHAR	Collected : 29/Oct/2024 10:54AM
Age/Gender : 34 Y 2 M 1 D/F	Received : 29/Oct/2024 11:34AM
UHID/MR No : RIND.0000017748	Reported : 29/Oct/2024 04:39PM
Visit ID : RINDOPV19176	Status : Final Report
Ref Doctor : Dr.SELF	Sponsor Name : ARCOFEMI HEALTHCARE LIMITED
Emp/Auth/TPA ID : 22S37240	

DEPARTMENT OF BIOCHEMISTRY


ARCOFEMI - MEDIWHEEL - FULL BODY HEALTH ANNUAL PLUS CHECK - FEMALE - 2D ECHO - PAN INDIA - FY2324

Test Name	Result	Unit	Bio. Ref. Interval	Method
LIPID PROFILE , SERUM				
TOTAL CHOLESTEROL	197	mg/dL	<200	CHE/CHO/POD
TRIGLYCERIDES	146	mg/dL	<150	Enzymatic
HDL CHOLESTEROL	60	mg/dL	40-60	CHOD
NON-HDL CHOLESTEROL	137	mg/dL	<130	Calculated
LDL CHOLESTEROL	107.77	mg/dL	<100	Calculated
VLDL CHOLESTEROL	29.13	mg/dL	<30	Calculated
CHOL / HDL RATIO	3.28		0-4.97	Calculated
ATHEROGENIC INDEX (AIP)	0.02		<0.11	Calculated

Comment:

Reference Interval as per National Cholesterol Education Program (NCEP) Adult Treatment Panel III Report.

	Desirable	Borderline High	High	Very High
TOTAL CHOLESTEROL	< 200	200 - 239	≥ 240	
TRIGLYCERIDES	<150	150 - 199	200 - 499	≥ 500
LDL	Optimal < 100 Near Optimal 100-129	130 - 159	160 - 189	≥ 190
HDL	≥ 60			
NON-HDL CHOLESTEROL	Optimal <130; Above Optimal 130-159	160-189	190-219	>220



Dr. Kritika Jain
M.B.B.S, M.D (Pathology)
Consultant Pathologist



SIN No: SE04840292

This test has been performed at Apollo Health and Lifestyle Ltd/Lab

Apollo Health and Lifestyle Limited

(CIN - U05110TG2000PLC115819)

Corporate Office: 7-1-617/A, 7th Floor, Imperial Towers, Ameerpet, Hyderabad-500016, Telangana

Ph No: 040-4904 7777 | www.apollohl.com | Email ID: enquiry@apollohl.com

Patient Name : Mrs.VANDANA PRASHAR	Collected : 29/Oct/2024 10:54AM
Age/Gender : 34 Y 2 M 1 D/F	Received : 29/Oct/2024 11:34AM
UHID/MR No : RIND.0000017748	Reported : 29/Oct/2024 04:39PM
Visit ID : RINDOPV19176	Status : Final Report
Ref Doctor : Dr.SELF	Sponsor Name : ARCOFEMI HEALTHCARE LIMITED
Emp/Auth/TPA ID : 22S37240	

DEPARTMENT OF BIOCHEMISTRY

ARCOFEMI - MEDIWHEEL - FULL BODY HEALTH ANNUAL PLUS CHECK - FEMALE - 2D ECHO - PAN INDIA - FY2324

Test Name	Result	Unit	Bio. Ref. Interval	Method
LIVER FUNCTION TEST (LFT) , SERUM				
BILIRUBIN, TOTAL	0.43	mg/dL	0.20-1.20	Colorimetric
BILIRUBIN CONJUGATED (DIRECT)	0.14	mg/dl	0-0.2	Diazotized sulfanilic acid
BILIRUBIN (INDIRECT)	0.29	mg/dL	0.0-1.1	Dual Wavelength
ALANINE AMINOTRANSFERASE (ALT/SGPT)	15.09	U/L	9-52	UV with P-5-P
ASPARTATE AMINOTRANSFERASE (AST/SGOT)	17.6	U/L	14-36	UV with P-5-P
AST (SGOT) / ALT (SGPT) RATIO (DE RITIS)	1.2		<1.15	Calculated
ALKALINE PHOSPHATASE	54.75	U/L	38-126	p-nitrophenyl phosphate
PROTEIN, TOTAL	7.55	g/dL	6.3-8.2	Biuret
ALBUMIN	4.43	g/dL	3.5 - 5	Bromocresol Green
GLOBULIN	3.12	g/dL	2.0-3.5	Calculated
A/G RATIO	1.42		0.9-2.0	Calculated

Comment:

LFT results reflect different aspects of the health of the liver, i.e., hepatocyte integrity (AST & ALT), synthesis and secretion of bile (Bilirubin, ALP), cholestasis (ALP, GGT), protein synthesis (Albumin) Common patterns seen:

1. Hepatocellular Injury:

*AST – Elevated levels can be seen. However, it is not specific to liver and can be raised in cardiac and skeletal injuries.*ALT – Elevated levels indicate hepatocellular damage. It is considered to be most specific lab test for hepatocellular injury. Values also correlate well with increasing BMI. Disproportionate increase in AST, ALT compared with ALP. AST: ALT (ratio) – In case of hepatocellular injury AST: ALT > 1In Alcoholic Liver Disease AST: ALT usually >2. This ratio is also seen to be increased in NAFLD, Wilson's diseases, Cirrhosis, but the increase is usually not >2.

2. Cholestatic Pattern:*ALP – Disproportionate increase in ALP compared with AST, ALT. ALP elevation also seen in pregnancy, impacted by age and sex.*Bilirubin elevated- predominantly direct , To establish the hepatic origin correlation with elevated GGT helps.

3. Synthetic function impairment:*Albumin- Liver disease reduces albumin levels, Correlation with PT (Prothrombin Time) helps.

4. Associated tests for assessment of liver fibrosis - Fibrosis-4 and APRI Index.

Page 7 of 14



Dr. Kritika Jain
M.B.B.S,M.D(Pathology)
Consultant Pathologist



SIN No:SE04840292

This test has been performed at Apollo Health and Lifestyle Ltd/Lab

Apollo Health and Lifestyle Limited

(CIN - U05110TG2000PLC115819)

Corporate Office: 7-1-617/A, 7th Floor, Imperial Towers, Ameerpet, Hyderabad-500016, Telangana

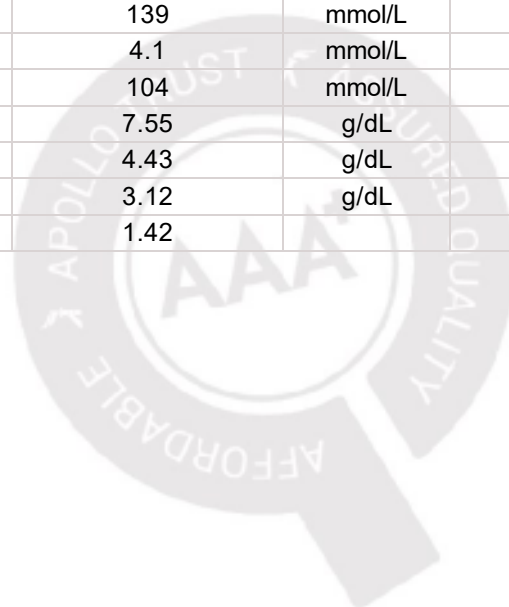
Ph No: 040-4904 7777 | www.apollohl.com | Email ID:enquiry@apollohl.com

Patient Name : Mrs.VANDANA PRASHAR	Collected : 29/Oct/2024 10:54AM
Age/Gender : 34 Y 2 M 1 D/F	Received : 29/Oct/2024 11:34AM
UHID/MR No : RIND.0000017748	Reported : 29/Oct/2024 04:39PM
Visit ID : RINDOPV19176	Status : Final Report
Ref Doctor : Dr.SELF	Sponsor Name : ARCOFEMI HEALTHCARE LIMITED
Emp/Auth/TPA ID : 22S37240	

DEPARTMENT OF BIOCHEMISTRY

ARCOFEMI - MEDIWHEEL - FULL BODY HEALTH ANNUAL PLUS CHECK - FEMALE - 2D ECHO - PAN INDIA - FY2324

Test Name	Result	Unit	Bio. Ref. Interval	Method
RENAL PROFILE/KIDNEY FUNCTION TEST (RFT/KFT) , SERUM				
CREATININE	0.53	mg/dL	0.51-1.04	Enzymatic colorimetric
UREA	13.19	mg/dL	15-36	Urease
BLOOD UREA NITROGEN	6.2	mg/dL	8.0 - 23.0	Calculated
URIC ACID	4.71	mg/dL	2.6-6	Uricase
CALCIUM	9.76	mg/dL	8.4 - 10.2	Arsenazo-III
PHOSPHORUS, INORGANIC	3.51	mg/dL	2.5-4.5	PMA Phenol
SODIUM	139	mmol/L	135-145	Direct ISE
POTASSIUM	4.1	mmol/L	3.5-5.1	Direct ISE
CHLORIDE	104	mmol/L	98 - 107	Direct ISE
PROTEIN, TOTAL	7.55	g/dL	6.3-8.2	Biuret
ALBUMIN	4.43	g/dL	3.5 - 5	Bromocresol Green
GLOBULIN	3.12	g/dL	2.0-3.5	Calculated
A/G RATIO	1.42		0.9-2.0	Calculated




Dr. Kritika Jain
M.B.B.S, M.D (Pathology)
Consultant Pathologist



SIN No: SE04840292

This test has been performed at Apollo Health and Lifestyle Ltd/Lab

Apollo Health and Lifestyle Limited

(CIN - U05110TG2000PLC115819)

Corporate Office: 7-1-617/A, 7th Floor, Imperial Towers, Ameerpet, Hyderabad-500016, Telangana

Ph No: 040-4904 7777 | www.apollohl.com | Email ID: enquiry@apollohl.com

Patient Name : Mrs.VANDANA PRASHAR	Collected : 29/Oct/2024 10:54AM
Age/Gender : 34 Y 2 M 1 D/F	Received : 29/Oct/2024 11:34AM
UHID/MR No : RIND.0000017748	Reported : 29/Oct/2024 04:39PM
Visit ID : RINDOPV19176	Status : Final Report
Ref Doctor : Dr.SELF	Sponsor Name : ARCOFEMI HEALTHCARE LIMITED
Emp/Auth/TPA ID : 22S37240	

DEPARTMENT OF BIOCHEMISTRY

ARCOFEMI - MEDIWHEEL - FULL BODY HEALTH ANNUAL PLUS CHECK - FEMALE - 2D ECHO - PAN INDIA - FY2324

Test Name	Result	Unit	Bio. Ref. Interval	Method
GAMMA GLUTAMYL TRANSPEPTIDASE (GGT) , SERUM	10.91	U/L	12-43	Glycylglycine Nitoranalide




Dr. Kritika Jain
M.B.B.S, M.D (Pathology)
Consultant Pathologist

SIN No: SE04840292

This test has been performed at Apollo Health and Lifestyle Ltd/Lab

Apollo Health and Lifestyle Limited

(CIN - U05110TG2000PLC115819)

Corporate Office: 7-1-617/A, 7th Floor, Imperial Towers, Ameerpet, Hyderabad-500016, Telangana

Ph No: 040-4904 7777 | www.apollohl.com | Email ID: enquiry@apollohl.com



Patient Name : Mrs.VANDANA PRASHAR	Collected : 29/Oct/2024 10:54AM
Age/Gender : 34 Y 2 M 1 D/F	Received : 29/Oct/2024 03:54PM
UHID/MR No : RIND.0000017748	Reported : 29/Oct/2024 05:38PM
Visit ID : RINDOPV19176	Status : Final Report
Ref Doctor : Dr.SELF	Sponsor Name : ARCOFEMI HEALTHCARE LIMITED
Emp/Auth/TPA ID : 22S37240	

DEPARTMENT OF IMMUNOLOGY

ARCOFEMI - MEDIWHEEL - FULL BODY HEALTH ANNUAL PLUS CHECK - FEMALE - 2D ECHO - PAN INDIA - FY2324

Test Name	Result	Unit	Bio. Ref. Interval	Method
THYROID PROFILE TOTAL (T3, T4, TSH) , SERUM				
TRI-IODOTHYRONINE (T3, TOTAL)	0.93	ng/mL	0.87-1.78	CLIA
THYROXINE (T4, TOTAL)	10.39	µg/dL	5.48-14.28	CLIA
THYROID STIMULATING HORMONE (TSH)	3.850	µIU/mL	0.38-5.33	CLIA

Comment:

For pregnant females	Bio Ref Range for TSH in uIU/ml (As per American Thyroid Association)
First trimester	0.1 - 2.5
Second trimester	0.2 – 3.0
Third trimester	0.3 – 3.0

- TSH is a glycoprotein hormone secreted by the anterior pituitary. TSH activates production of T3 (Triiodothyronine) and its prohormone T4 (Thyroxine). Increased blood level of T3 and T4 inhibit production of TSH.
- TSH is elevated in primary hypothyroidism and will be low in primary hyperthyroidism. Elevated or low TSH in the context of normal free thyroxine is often referred to as sub-clinical hypo- or hyperthyroidism respectively.
- Both T4 & T3 provides limited clinical information as both are highly bound to proteins in circulation and reflects mostly inactive hormone. Only a very small fraction of circulating hormone is free and biologically active.
- Significant variations in TSH can occur with circadian rhythm, hormonal status, stress, sleep deprivation, medication & circulating antibodies.

TSH	T3	T4	FT4	Conditions
High	Low	Low	Low	Primary Hypothyroidism, Post Thyroidectomy, Chronic Autoimmune Thyroiditis
High	N	N	N	Subclinical Hypothyroidism, Autoimmune Thyroiditis, Insufficient Hormone Treatment.
N/Low	Low	Low	Low	Secondary and Tertiary Hypothyroidism
Low	High	High	High	Primary Hyperthyroidism, Goitre, Thyroiditis, Drug effects, Early Pregnancy
Low	N	N	N	Subclinical Hyperthyroidism
Low	Low	Low	Low	Central Hypothyroidism, Treatment with Hyperthyroidism
Low	N	High	High	Thyroiditis, Interfering Antibodies
N/Low	High	N	N	T3 Thyrotoxicosis, Non thyroidal causes
High	High	High	High	Pituitary Adenoma; TSHoma/Thyrotropinoma

Nidhi

Dr Nidhi Sachdev
M.B.B.S,MD(Pathology)
Consultant Pathologist

SIN No:SPL24145220




Patient Name : Mrs.VANDANA PRASHAR
Age/Gender : 34 Y 2 M 1 D/F
UHID/MR No : RIND.0000017748
Visit ID : RINDOPV19176
Ref Doctor : Dr.SELF
Emp/Auth/TPA ID : 22S37240

Collected : 29/Oct/2024 10:54AM
Received : 29/Oct/2024 03:54PM
Reported : 29/Oct/2024 05:38PM
Status : Final Report
Sponsor Name : ARCOFEMI HEALTHCARE LIMITED

DEPARTMENT OF IMMUNOLOGY

ARCOFEMI - MEDIWHEEL - FULL BODY HEALTH ANNUAL PLUS CHECK - FEMALE - 2D ECHO - PAN INDIA - FY2324



Dr Nidhi Sachdev
M.B.B.S,MD(Pathology)
Consultant Pathologist

SIN No:SPL24145220



Patient Name : Mrs.VANDANA PRASHAR	Collected : 29/Oct/2024 02:18PM
Age/Gender : 34 Y 2 M 1 D/F	Received : 29/Oct/2024 02:32PM
UHID/MR No : RIND.0000017748	Reported : 29/Oct/2024 04:41PM
Visit ID : RINDOPV19176	Status : Final Report
Ref Doctor : Dr.SELF	Sponsor Name : ARCOFEMI HEALTHCARE LIMITED
Emp/Auth/TPA ID : 22S37240	

DEPARTMENT OF CLINICAL PATHOLOGY

ARCOFEMI - MEDIWHEEL - FULL BODY HEALTH ANNUAL PLUS CHECK - FEMALE - 2D ECHO - PAN INDIA - FY2324

Test Name	Result	Unit	Bio. Ref. Interval	Method
COMPLETE URINE EXAMINATION (CUE) , URINE				
PHYSICAL EXAMINATION				
COLOUR	PALE YELLOW		PALE YELLOW	Visual
TRANSPARENCY	CLEAR		CLEAR	Physical Measurement
pH	6.0		5-7.5	Double Indicator
SP. GRAVITY	1.010		1.002-1.030	Bromothymol Blue
BIOCHEMICAL EXAMINATION				
URINE PROTEIN	NEGATIVE		NEGATIVE	Protein Error Of Indicator
GLUCOSE	NEGATIVE		NEGATIVE	Glucose Oxidase
URINE BILIRUBIN	NEGATIVE		NEGATIVE	Azo Coupling Reaction
URINE KETONES (RANDOM)	NEGATIVE		NEGATIVE	Sodium Nitro Prusside
UROBILINOGEN	NEGATIVE		NORMAL	Modified Ehrlich Reaction
NITRITE	NEGATIVE		NEGATIVE	Diazotization
LEUCOCYTE ESTERASE	NEGATIVE		NEGATIVE	Leucocyte Esterase
CENTRIFUGED SEDIMENT WET MOUNT AND MICROSCOPY				
PUS CELLS	2-3	/hpf	0-5	Microscopy
EPITHELIAL CELLS	1-2	/hpf	<10	Microscopy
RBC	ABSENT	/hpf	0-2	Microscopy
CASTS	NIL		0-2 Hyaline Cast	Microscopy
CRYSTALS	ABSENT		ABSENT	Microscopy

Comment:

All urine samples are checked for adequacy and suitability before examination. All abnormal chemical examination are rechecked and verified by manual methods. Microscopy findings are reported as an average of 10 high power fields.



Dr. Kritika Jain
M.B.B.S, M.D (Pathology)
Consultant Pathologist



Patient Name : Mrs.VANDANA PRASHAR	Collected : 29/Oct/2024 02:18PM
Age/Gender : 34 Y 2 M 1 D/F	Received : 29/Oct/2024 02:32PM
UHID/MR No : RIND.0000017748	Reported : 29/Oct/2024 04:41PM
Visit ID : RINDOPV19176	Status : Final Report
Ref Doctor : Dr.SELF	Sponsor Name : ARCOFEMI HEALTHCARE LIMITED
Emp/Auth/TPA ID : 22S37240	

DEPARTMENT OF CLINICAL PATHOLOGY

ARCOFEMI - MEDIWHEEL - FULL BODY HEALTH ANNUAL PLUS CHECK - FEMALE - 2D ECHO - PAN INDIA - FY2324

Test Name	Result	Unit	Bio. Ref. Interval	Method
URINE GLUCOSE(FASTING)	NEGATIVE		NEGATIVE	GOD-POD




Dr. Kritika Jain
M.B.B.S,M.D(Pathology)
Consultant Pathologist

SIN No:UF012148

This test has been performed at Apollo Health and Lifestyle Ltd/Lab

Apollo Health and Lifestyle Limited

(CIN - U85110TG2000PLC115819)

Corporate Office: 7-1-617/A, 7th Floor, Imperial Towers, Ameerpet, Hyderabad-500016, Telangana

Ph No: 040-4904 7777 | www.apollohl.com | Email ID:enquiry@apollohl.com



Patient Name : Mrs.VANDANA PRASHAR	Collected : 29/Oct/2024 02:18PM
Age/Gender : 34 Y 2 M 1 D/F	Received : 29/Oct/2024 06:08PM
UHID/MR No : RIND.0000017748	Reported : 01/Nov/2024 09:05AM
Visit ID : RINDOPV19176	Status : Final Report
Ref Doctor : Dr.SELF	Sponsor Name : ARCOFEMI HEALTHCARE LIMITED
Emp/Auth/TPA ID : 22S37240	

DEPARTMENT OF CYTOLOGY

LBC PAP SMEAR , CERVICAL BRUSH SAMPLE

	CYTOLOGY NO.	L/1712/24
I	SPECIMEN	
a	SPECIMEN ADEQUACY	ADEQUATE
b	SPECIMEN TYPE	LIQUID-BASED PREPARATION (LBC)
	SPECIMEN NATURE/SOURCE	CERVICAL SMEAR
c	ENDOCERVICAL-TRANSFORMATION ZONE	PRESENT WITH ENDOCERVICAL CELLS
d	COMMENTS	SATISFACTORY FOR EVALUATION
II	MICROSCOPY	Smear shows sheets of superficial, intermediate squamous cells and parabasal cells along with clusters of endocervical cells in acute inflammatory background.
III	RESULT	
a	EPITHELIAL CELL	
	SQUAMOUS CELL ABNORMALITIES	NOT SEEN
	GLANDULAR CELL ABNORMALITIES	NOT SEEN
b	ORGANISM	NIL
IV	INTERPRETATION	NEGATIVE FOR INTRAEPITHELIAL LESION OR MALIGNANCY

Pap Test is a screening test for cervical cancer with inherent false negative results. Regular screening and follow-up is recommended (Bethesda-TBS-2014) revised

*** End Of Report ***



Dr Nidhi Sachdev
M.B.B.S,MD(Pathology)
Consultant Pathologist

SIN No:CS085688



Patient Name : Mrs.VANDANA PRASHAR
Age/Gender : 34 Y 2 M 1 D/F
UHID/MR No : RIND.0000017748
Visit ID : RINDOPV19176
Ref Doctor : Dr.SELF
Emp/Auth/TPA ID : 22S37240

Collected : 29/Oct/2024 02:18PM
Received : 29/Oct/2024 06:08PM
Reported : 01/Nov/2024 09:05AM
Status : Final Report
Sponsor Name : ARCOFEMI HEALTHCARE LIMITED

TERMS AND CONDITIONS GOVERNING THIS REPORT

1. Reported results are for information and interpretation of the referring doctor or such other medical professionals, who understand reporting units, reference ranges and limitation of technologies. Laboratories not be responsible for any interpretation whatsoever.
2. It is presumed that the tests performed are, on the specimen / sample being to the patient named or identified and the verifications of particulars have been confirmed by the patient or his / her representative at the point of generation of said specimen.
3. The reported results are restricted to the given specimen only. Results may vary from lab to lab and from time to time for the same parameter for the same patient (within subject biological variation).
4. The patient details along with their results in certain cases like notifiable diseases and as per local regulatory requirements will be communicated to the assigned regulatory bodies.
5. The patient samples can be used as part of internal quality control, test verification, data analysis purposes within the testing scope of the laboratory.
6. This report is not valid for medico legal purposes. It is performed to facilitate medical diagnosis only.



Dr Nidhi Sachdev
M.B.B.S,MD(Pathology)
Consultant Pathologist

SIN No:CS085688





भारत सरकार
Government of India



Aadhaar no. masked: 13802902



मंगल पटेल
Mangal Patilkar
जन्म BIR/DIG: 25/06/1990
लिंग FEMALE

आधार कार्ड का अर्थ है, पहचान का प्रमाणिक के नहीं।
यह - सभी प्रकार (ऑनलाइन एप्लीकेशन, या स्टेशन और/
ऑनलाइन एप्लीकेशन की सहायता) के साथ किया जा सकता है।
Aadhaar is proof of identity, not of citizenship
or date of birth. It should be used with verification (online
authentication or scanning of QR code / offline XML).

4587 4863 0222

मेरा आधार, मेरी पहचान

FO Cradle

From: noreply@apolloclinics.info
Sent: 28 October 2024 16:44
To: shivanshusharma004@gmail.com
Cc: fo.indira@apollocradle.com
Subject: Your appointment is confirmed



Dear Vandana Prashar,

Greetings from Apollo Clinics,

Your corporate health check appointment is confirmed at **Apollo Cradle & Children's Hospital Indirapuram clinic** on **2024-10-29** at **08:00-08:30**.

Payment Mode	
Corporate Name	ARCOFEMI HEALTHCARE LIMITED
Agreement Name	[ARCOFEMI MEDIWHEEL FEMALE AHC CREDIT PAN INDIA OP AGREEMENT]
Package Name	[ARCOFEMI - MEDIWHEEL - FULL BODY HEALTH ANNUAL PLUS CHECK - FEMALE - 2D ECHO - PAN INDIA - FY2324]

"Kindly carry with you relevant documents such as HR issued authorization letter and or appointment confirmation mail and or valid government ID proof and or company ID card and or voucher as per our agreement with your company or sponsor."

Note: Video recording or taking photos inside the clinic premises or during camps is not allowed and would attract legal consequences.

Note: Also once appointment is booked, based on availability of doctors at clinics tests will happen, any pending test will happen based on doctor availability and clinics will be updating the same to customers.

CERTIFICATE OF MEDICAL FITNESS

This is to certify that I have conducted the clinical examination

of MRS-VANDANA PRASHAN on 30/10/24

After reviewing the medical history and on clinical examination it has been found that he/she is

	Tick
<ul style="list-style-type: none"> • Medically Fit 	✓
<ul style="list-style-type: none"> • Fit with restrictions/recommendations <p>Though following restrictions have been revealed, in my opinion, these are not impediments to the job.</p> <p>1.....</p> <p>2.....</p> <p>3.....</p> <p>However the employee should follow the advice/medication that has been communicated to him/her.</p> <p>Review after _____</p>	
<ul style="list-style-type: none"> • Currently Unfit. <p>Review after _____ recommended</p>	
<ul style="list-style-type: none"> • Unfit 	

Dr. SHALENDRA KUMAR, (Physician)
 M.P.S.S.
 Regd. No. DMC-12337
 Apollo Cradle and Children's Hospital
 NH-1, Shakti Khand-2, Indrapuram,
 Ghaziabad, Uttar Pradesh-201014


Dr. _____
Medical Officer

This certificate is not meant for medico-legal purposes

Address: NH-1, Shakti Khand 2, Indrapuram, Ghaziabad, Uttar Pradesh – 201014.
 Ph No: +91-88106 85179, 1860 500 4424

Apollo Specialty Hospitals Private Limited

(Formerly known as Nova Specialty Hospitals Private Limited) CIN - U85100TG2009PTC099414

Regd Office: #7-1617/A, 615 & 616, 7th Floor, Imperial Towers, Opp: Ameerpet Metro Station, Ameerpet, Hyderabad - 500038.
 Ph No: 040 - 4904 7777, Fax No: 4904 7744 | www.apollocradle.com | Email ID: info.cradle@apollocradle.com

ID: 17110

29-10-2024 11:21:43

Female Years
Req. No. :

HR	:	69	bpm
P	:	85	ms
PR	:	131	ms
QRS	:	71	ms
QT/QTcBz	:	389/418	ms
P/QRS/T	:	60/61/54	°
RV5/SV1	:	1.203/0.748	mV

Diagnosis Information:

mrs. Vandang

Unconfirmed Report.



Date : 29-10-2024
MR NO : RIND.0000017748

Department : GENERAL
Doctor :

Apollo
Cradle
& Children's
Hospital

Name : Mrs. Vandana Prashar

Registration No :
Qualification :

Age/ Gender : 34 Y / Female

Height : 157 cm	Weight : 62.1 kg	BMI :	Waist Circum :
Temp : 98.6	Pulse : 81	Resp : 18	B.P : 108/67

Consultation Timing : 09.23

General Examination/Allergies
History

Cinical Diagnosis & Management Plan

Follow up date

Doctor Signature

OUR NETWORK: AMRITSAR | BENGALURU | CHENNAI | HYDERABAD | DELHI NCR

Visit us: www.apollocradle.com | Write to us: contactus@apollocradle.com

1860 500 4424

www.apollocradle.com

A unit of Apollo Specialty Hospitals Pvt. Ltd.

Dr. J. Madhavi
MBBS, MS, DNB
Consultant - Obstetrics & Gynaecology
Contact no- 9810834924



29/10/24

Vandana 34/8

2/2 prev. visits.

LMP
16/10/24.

complaints
LBC

Cycles regular
no gynec issues

1/2 Op - hypertrophied
bleeding on touch.

1/2 LBC taken

HLV
HLV report =
3d
was taken

Address: NH-1, Shakti Khand 2, Indrapuram, Ghaziabad, Uttar Pradesh - 201014.
Ph No: +91 88106 85179, 1860 500 4424

Apollo Specialty Hospitals Private Limited

(Formerly known as Nova Specialty Hospitals Private Limited) CIN - U85100TG2009PTC099414

Regd Office: #7-1617/A, 615 & 616, 7th Floor, Imperial Towers, Opp: Ameerpet Metro Station, Ameerpet, Hyderabad - 500038.
Ph No: 040 - 4904 7777. Fax No: 4904 7744 | www.apollocradle.com | Email ID: info.cradle@apollocradle.com



Apollo Cradle CONSENT FORM

Patient Name: Vandana Parashar Age: 34
UHID Number: Company Name: BOB (Spouse)

I Mr/Mrs/Ms Vandana Parashar Employee of BOB (Spouse)

(Company) Want to inform you that I am not interested in getting URINE GLUCOSE, GLUCOSE PP
D ENAL, OPTICAL
Tests done which is a part of my routine health check package.

And I claim the above statement in my full consciousness.

Patient Signature: Vandana

Date: 29/10/2024

Patient Name : Mrs. Vandana Prashar Age : 34 Y/F
UHID : RIND.0000017748 OP Visit No : RINDOPV19176
Conducted By: : Dr. SANJIV KUMAR GUPTA Conducted Date : 30-10-2024 11:03
Referred By : SELF

2D-ECHO WITH COLOUR DOPPLER

Dimensions:

Ao (ed)	2.45 CM
LA (es)	3.35 CM
LVID (ed)	4.35 CM
LVID (es)	2.86 CM
IVS (Ed)	1.31 CM
LVPW (Ed)	1.31 CM
EF	63.00%
%FD	32.00%
MITRAL VALVE :	NORMAL
AML	NORMAL
PML	NORMAL
AORTIC VALVE	NORMAL
TRICUSPID VALVE	NORMAL
RIGHT VENTRICLE	NORMAL
INTER ATRIAL SEPTUM	NORMAL
INTER VENTRICULAR SEPTUM	INTACT
AORTA	NORMAL
RIGHT ATRIUM	NORMAL
LEFT ATRIUM	NORMAL
Pulmonary Valve	NORMAL
PERICARDIUM	NORMAL

Patient Name	: Mrs. Vandana Prashar	Age	: 34 Y/F
UHID	: RIND.0000017748	OP Visit No	: RINDOPV19176
Conducted By:	: Dr. SANJIV KUMAR GUPTA	Conducted Date	: 30-10-2024 11:03
Referred By	: SELF		

NO REGIONAL WALL MOTION ABNORMALITY

NORMAL LEFT VENTRICULAR SYSTOLIC FUNCTION

COLOUR AND DOPPLER STUDIES NORMAL

PWD: A>E AT MITRAL INFLOW NORMAL


VELOCITY ACROSS THE AV NORMAL

IMPRESSION:

GOOD LV/RV FUNCTION

NO MR/NO AR /NO TR/NOPAH.NO CLOT

NO PERICARDIAL EFFUSION.



Dr. SANJIV
KUMAR
GUPTA

Patient Name	: Mrs. Vandana Prashar	Age	: 34 Y/F
UHID	: RIND.0000017748	OP Visit No	: RINDOPV19176
Conducted By:	: Dr. SANJIV KUMAR GUPTA	Conducted Date	: 30-10-2024 11:03
Referred By	: SELF		
