

GENERAL PHYSICAL EXAMINATION

DATE:- 29/06/24

FULL NAME: *Ms. Deepak Kumar*

DATE OF BIRTH: *06/05/1982*

MARTIAL STATUS: *Married*

COMPANY NAME: *JM Financial.*

ADDRESS: *Dehradun*

ID NO. *Puc - emp.*

MOBILE NO: *-*

MEASUREMENTS:

HEIGHT IN CMS: *165.*

WEIGHT IN KGS: *87*

BMI: *32.0*

CHEST (EXP/INSP): *95/100*

ABDOMEN IN CMS: *94*

APPEARANCE: *Healthy.*

BLOOD PRESSURE (SYSTOLIC/DIASTOLIC) *128/81*

CARDIOVASCULAR SYSTEM:

HEART SOUND: *Normal*

PULSE RATE: *78*

GENITO-URINARY SYSTEM:

ANY URINARY DISE-ASE: *No*

IS HERNIA PRESENT *No*

Chandan Diagnostic Centre

Armelia, 1st Floor, 56 New Road, M.K.P Chowk, Dehradun

MOUTH EYES EARS AND THROAT

TEETH: Normal
GUMS: Normal
TONGUE: Normal
EYES: Normal
EARS: Normal
NOSE: Normal
THROAT: Normal
LEFT EYE: 6/6
RIGHT EYE: 6/6
VISION: Normal
COLOUR VISION: Normal
HEARING: Normal

RESPIRATORY SYSTEM:

ANY TYPE RESPIRATORY DISEASES, CNS/CVS: No

DOCTOR REMARKS: None

THIS IS TO CERTIFY THAT Mr. Deepak Kumar
IS MEDICALLY FIT TO JOIN ANY ORGANIZATION

S/O Rishi Bhushan Kalia
Singh.

Deepak Kumar

Signature of the Medical Examiner
Dr. RISHI BHUSHAN KALIA (M.D)

Dr. RISHI BHUSHAN KALIA
M.D.
CHANDAN DIAGNOSTIC CENTRE
56, New Road, MKP Chowk
Dehradun-248001
Reg. No. 01858



Since 1991






आयकर विभाग
INCOME TAX DEPARTMENT

भारत सरकार
GOVT. OF INDIA

DEEPAK KUMAR
JASBIR SINGH
06/05/1982
Permanent Account Number
BBJPK0824P

Deepak
Signature

Dr. RISHI BHUSHAN KALIA
M.D.
CHANDAN DIAGNOSTIC CENTRE
56, New Road, MKP Chowk
Dehradun-248001
Reg. No. 01858

Deepak



Customer Care No.: 08069366666 Email: care@chandan.co.in Web.: www.chandandiagnostic.com

Home Sample Collection
08069366666

Jun. 2024



Chandan Diagnostic

Age / Gender: 42/Male
Patient ID: IDUN0106392425
Date and Time: 29th Jun 24 11:04 AM

Patient Name: Mr. DEEPAK KUMAR-PRE EMP



Within Normal Limits: Sinus Rhythm. Please correlate clinically.

Home Sample Collection
06069366666

Customer Care No.: 08069366666 Email: care@chandan.co.in Web: www.chandandiagnostic.com

Analysis in this report is based on ECG alone and should only be used as an adjunct to clinical history, symptoms and results of other invasive and non-invasive tests and must be interpreted by a qualified physician.



REPORTED BY

Dr. Mohammed Nadeemullah

KWC 85787





CHANDAN DIAGNOSTIC CENTRE

Add: Armelia, 1St Floor, 56New Road, M.K.P Chowk, Dehradun
Ph: 9235501532, 01356617357
CIN : U85110DL2003PLC308206



| | | | |
|--------------|-----------------------------------------|---------------|------------------------|
| Patient Name | : Mr. DEEPAK KUMAR-PRE EMP | Registered On | : 29/Jun/2024 10:07:24 |
| Age/Gender | : 42 Y O M O D /M | Collected | : 29/Jun/2024 10:20:13 |
| UHID/MR NO | : IDUN.0000230811 | Received | : 29/Jun/2024 10:40:04 |
| Visit ID | : IDUN0106392425 | Reported | : 29/Jun/2024 11:58:45 |
| Ref Doctor | : Dr. APOLLO HEALTH AND LIFESTYLE DDN - | Status | : Final Report |

DEPARTMENT OF HAEMATOLOGY

| Test Name | Result | Unit | Bio. Ref. Interval | Method |
|-----------|--------|------|--------------------|--------|
|-----------|--------|------|--------------------|--------|

Blood Group (ABO & Rh typing) , Blood

| | | | | |
|--------------|----------|--|--|-------------------------------------------------------------|
| Blood Group | O | | | ERYTHROCYTE MAGNETIZED TECHNOLOGY / TUBE AGGLUTINA |
| Rh (Anti-D) | POSITIVE | | | ERYTHROCYTE MAGNETIZED TECHNOLOGY / TUBE AGGLUTINA |

Complete Blood Count (CBC) , Whole Blood

| | | | | |
|--------------------------|--------------|--------|--------------------------------------------------------------------------------------------------------------------------------------------------------------------------------------------------------------------------------------------------------------|----------------------|
| Haemoglobin | 14.80 | g/dl | 1 Day- 14.5-22.5 g/dl 1 Wk- 13.5-19.5 g/dl 1 Mo- 10.0-18.0 g/dl 3-6 Mo- 9.5-13.5 g/dl 0.5-2 Yr- 10.5-13.5 g/dl 2-6 Yr- 11.5-15.5 g/dl 6-12 Yr- 11.5-15.5 g/dl 12-18 Yr 13.0-16.0 g/dl Male- 13.5-17.5 g/dl Female- 12.0-15.5 g/dl | |
| TLC (WBC) | 5,610.00 | /Cu mm | 4000-10000 | ELECTRONIC IMPEDANCE |
| DLC | | | | |
| Polymorphs (Neutrophils) | 46.30 | % | 40-80 | ELECTRONIC IMPEDANCE |
| Lymphocytes | 43.20 | % | 20-40 | ELECTRONIC IMPEDANCE |
| Monocytes | 5.40 | % | 2-10 | ELECTRONIC IMPEDANCE |
| Eosinophils | 4.70 | % | 1-6 | ELECTRONIC IMPEDANCE |
| Basophils | 0.40 | % | < 1-2 | ELECTRONIC IMPEDANCE |
| ESR | | | | |
| Observed | 6.00 | MM/1H | 10-19 Yr 8.0 20-29 Yr 10.8 30-39 Yr 10.4 40-49 Yr 13.6 50-59 Yr 14.2 60-69 Yr 16.0 70-79 Yr 16.5 80-91 Yr 15.8 Pregnancy Early gestation - 48 (62 if anaemic) | |





CHANDAN DIAGNOSTIC CENTRE

Add: Armelia, 1St Floor, 56New Road, M.K.P Chowk, Dehradun
Ph: 9235501532, 01356617357
CIN : U85110DL2003PLC308206



| | | | |
|--------------|-----------------------------------------|---------------|------------------------|
| Patient Name | : Mr. DEEPAK KUMAR-PRE EMP | Registered On | : 29/Jun/2024 10:07:24 |
| Age/Gender | : 42 Y O M O D /M | Collected | : 29/Jun/2024 10:20:13 |
| UHID/MR NO | : IDUN.0000230811 | Received | : 29/Jun/2024 10:40:04 |
| Visit ID | : IDUN0106392425 | Reported | : 29/Jun/2024 11:58:45 |
| Ref Doctor | : Dr. APOLLO HEALTH AND LIFESTYLE DDN - | Status | : Final Report |

DEPARTMENT OF HAEMATOLOGY

| Test Name | Result | Unit | Bio. Ref. Interval | Method |
|---------------------------------------|-----------------|----------------|--------------------|--------------------------------------|
| Corrected | -- | Mm for 1st hr. | <9 | Letar gestation - 70 (95 if anaemic) |
| PCV (HCT) | 46.40 | % | 40-54 | |
| Platelet count | | | | |
| Platelet Count | 1.83 | LACS/cu mm | 1.5-4.0 | ELECTRONIC IMPEDANCE/MICROSCOPIC |
| PDW (Platelet Distribution width) | 16.60 | fL | 9-17 | ELECTRONIC IMPEDANCE |
| P-LCR (Platelet Large Cell Ratio) | 38.60 | % | 35-60 | ELECTRONIC IMPEDANCE |
| PCT (Platelet Hematocrit) | 0.22 | % | 0.108-0.282 | ELECTRONIC IMPEDANCE |
| MPV (Mean Platelet Volume) | 11.80 | fL | 6.5-12.0 | ELECTRONIC IMPEDANCE |
| RBC Count | | | | |
| RBC Count | 5.00 | Mill./cu mm | 4.2-5.5 | ELECTRONIC IMPEDANCE |
| Blood Indices (MCV, MCH, MCHC) | | | | |
| MCV | 92.80 | fL | 80-100 | CALCULATED PARAMETER |
| MCH | 29.70 | pg | 27-32 | CALCULATED PARAMETER |
| MCHC | 32.00 | % | 30-38 | CALCULATED PARAMETER |
| RDW-CV | 15.70 | % | 11-16 | ELECTRONIC IMPEDANCE |
| RDW-SD | 52.80 | fL | 35-60 | ELECTRONIC IMPEDANCE |
| Absolute Neutrophils Count | 2,600.00 | /cu mm | 3000-7000 | |
| Absolute Eosinophils Count (AEC) | 260.00 | /cu mm | 40-440 | |

DR. RITU BHATIA
MD (Pathology)





CHANDAN DIAGNOSTIC CENTRE

Add: Armelia, 1St Floor, 56New Road, M.K.P Chowk, Dehradun
Ph: 9235501532, 01356617357
CIN : U85110DL2003PLC308206



| | | | |
|--------------|----------------------------------------|---------------|------------------------|
| Patient Name | : Mr. DEEPAK KUMAR-PRE EMP | Registered On | : 29/Jun/2024 10:07:24 |
| Age/Gender | : 42 Y O M O D /M | Collected | : 29/Jun/2024 10:20:13 |
| UHID/MR NO | : IDUN.0000230811 | Received | : 29/Jun/2024 10:40:04 |
| Visit ID | : IDUN0106392425 | Reported | : 29/Jun/2024 14:18:46 |
| Ref Doctor | : Dr.APOLLO HEALTH AND LIFESTYLE DDN - | Status | : Final Report |

DEPARTMENT OF BIOCHEMISTRY

| Test Name | Result | Unit | Bio. Ref. Interval | Method |
|-----------|--------|------|--------------------|--------|
|-----------|--------|------|--------------------|--------|

GLUCOSE FASTING , Plasma

| | | | | |
|-----------------|---------------|-------|--------------------------------------------------------|---------|
| Glucose Fasting | 128.83 | mg/dl | < 100 Normal 100-125 Pre-diabetes ≥ 126 Diabetes | GOD POD |
|-----------------|---------------|-------|--------------------------------------------------------|---------|

Interpretation:

- Kindly correlate clinically with intake of hypoglycemic agents, drug dosage variations and other drug interactions.
- A negative test result only shows that the person does not have diabetes at the time of testing. It does not mean that the person will never get diabetes in future, which is why an Annual Health Check up is essential.
- I.G.T = Impaired Glucose Tolerance.

Glucose PP

Sample: Plasma After Meal

| | | | |
|--------|-------|------------------------------------------------------|---------|
| 199.00 | mg/dl | <140 Normal 140-199 Pre-diabetes >200 Diabetes | GOD POD |
|--------|-------|------------------------------------------------------|---------|

Interpretation:

- Kindly correlate clinically with intake of hypoglycemic agents, drug dosage variations and other drug interactions.
- A negative test result only shows that the person does not have diabetes at the time of testing. It does not mean that the person will never get diabetes in future, which is why an Annual Health Check up is essential.
- I.G.T = Impaired Glucose Tolerance.

BUN / Creatinine Ratio

Sample: Serum

| | | | |
|-------------|--|------------|------------|
| 7.11 | | 10.0-19.45 | CALCULATED |
|-------------|--|------------|------------|

BUN (Blood Urea Nitrogen)

Sample: Serum

| | | | |
|------|-------|----------|------------|
| 7.47 | mg/dL | 7.0-23.0 | CALCULATED |
|------|-------|----------|------------|

Creatinine

Sample: Serum

| | | | |
|------|-------|----------|-----------------|
| 1.05 | mg/dl | 0.6-1.30 | MODIFIED JAFFES |
|------|-------|----------|-----------------|

Creatinine

Sample: Serum

| | | | |
|------|-------|----------|-----------------|
| 1.05 | mg/dl | 0.6-1.30 | MODIFIED JAFFES |
|------|-------|----------|-----------------|

LFT (WITH GAMMA GT) , Serum

| | | | | |
|-----------------------------------------|--------------|-------|---------|-------------------|
| SGOT / Aspartate Aminotransferase (AST) | 37.58 | U/L | < 35 | IFCC WITHOUT P5P |
| SGPT / Alanine Aminotransferase (ALT) | 90.61 | U/L | < 40 | IFCC WITHOUT P5P |
| Gamma GT (GGT) | 65.33 | IU/L | 11-50 | OPTIMIZED SZAZING |
| Protein | 6.39 | gm/dl | 6.2-8.0 | BIURET |





CHANDAN DIAGNOSTIC CENTRE

Add: Armelia, 1St Floor, 56New Road, M.K.P Chowk, Dehradun
Ph: 9235501532, 01356617357
CIN : U85110DL2003PLC308206



| | | | |
|--------------|-----------------------------------------|---------------|------------------------|
| Patient Name | : Mr. DEEPAK KUMAR-PRE EMP | Registered On | : 29/Jun/2024 10:07:24 |
| Age/Gender | : 42 Y O M O D /M | Collected | : 29/Jun/2024 10:20:13 |
| UHID/MR NO | : IDUN.0000230811 | Received | : 29/Jun/2024 10:40:04 |
| Visit ID | : IDUN0106392425 | Reported | : 29/Jun/2024 14:18:46 |
| Ref Doctor | : Dr. APOLLO HEALTH AND LIFESTYLE DDN - | Status | : Final Report |

DEPARTMENT OF BIOCHEMISTRY

| Test Name | Result | Unit | Bio. Ref. Interval | Method |
|------------------------------|---------------|-------|--------------------|-------------------|
| Albumin | 4.20 | gm/dl | 3.4-5.4 | B.C.G. |
| Globulin | 2.19 | gm/dl | 1.8-3.6 | CALCULATED |
| A:G Ratio | 1.92 | | 1.1-2.0 | CALCULATED |
| Alkaline Phosphatase (Total) | 169.21 | U/L | 42.0-165.0 | IFCC METHOD |
| Bilirubin (Total) | 1.63 | mg/dl | 0.3-1.2 | JENDRASSIK & GROF |
| Bilirubin (Direct) | 0.60 | mg/dl | < 0.30 | JENDRASSIK & GROF |
| Bilirubin (Indirect) | 1.03 | mg/dl | < 0.8 | JENDRASSIK & GROF |



DR. RITU BHATIA
MD (Pathology)





CHANDAN DIAGNOSTIC CENTRE

Add: Armelia, 1St Floor, 56New Road, M.K.P Chowk, Dehradun
Ph: 9235501532, 01356617357
CIN : U85110DL2003PLC308206



| | | | |
|--------------|-----------------------------------------|---------------|------------------------|
| Patient Name | : Mr. DEEPAK KUMAR-PRE EMP | Registered On | : 29/Jun/2024 10:07:24 |
| Age/Gender | : 42 Y O M O D /M | Collected | : 29/Jun/2024 10:20:13 |
| UHID/MR NO | : IDUN.0000230811 | Received | : 29/Jun/2024 10:40:04 |
| Visit ID | : IDUN0106392425 | Reported | : 29/Jun/2024 13:45:23 |
| Ref Doctor | : Dr. APOLLO HEALTH AND LIFESTYLE DDN - | Status | : Final Report |

DEPARTMENT OF CLINICAL PATHOLOGY

| Test Name | Result | Unit | Bio. Ref. Interval | Method |
|-----------|--------|------|--------------------|--------|
|-----------|--------|------|--------------------|--------|

URINE EXAMINATION, ROUTINE , Urine

| | | | | |
|---------------------------------|--------------------|-------|--------------------------------------------------------------------------|-------------------------|
| Color | YELLOW | | | |
| Specific Gravity | 1.025 | | | |
| Reaction PH | Acidic (5.0) | | | DIPSTICK |
| Appearance | CLEAR | | | |
| Protein | ABSENT | mg % | < 10 Absent 10-40 (+) 40-200 (++) 200-500 (+++) > 500 (++++) | DIPSTICK |
| Sugar | ABSENT | gms% | < 0.5 (+) 0.5-1.0 (++) 1-2 (+++) > 2 (++++) | DIPSTICK |
| Ketone | ABSENT | mg/dl | 0.1-3.0 | BIOCHEMISTRY |
| Bile Salts | ABSENT | | | |
| Bile Pigments | ABSENT | | | |
| Bilirubin | ABSENT | | | DIPSTICK |
| Leucocyte Esterase | ABSENT | | | DIPSTICK |
| Urobilinogen(1:20 dilution) | ABSENT | | | |
| Nitrite | ABSENT | | | DIPSTICK |
| Blood | ABSENT | | | DIPSTICK |
| Microscopic Examination: | | | | |
| Epithelial cells | 1-2/h.p.f | | | MICROSCOPIC EXAMINATION |
| Pus cells | ABSENT | | | |
| RBCs | ABSENT | | | MICROSCOPIC EXAMINATION |
| Cast | ABSENT | | | |
| Crystals | AMORPHOUS DEPOSITS | | | MICROSCOPIC EXAMINATION |
| Others | ABSENT | | | |

DR. RITU BHATIA
MD (Pathology)





CHANDAN DIAGNOSTIC CENTRE

Add: Armelia, 1St Floor, 56New Road, M.K.P Chowk, Dehradun
Ph: 9235501532, 01356617357
CIN : U85110DL2003PLC308206



| | | | |
|--------------|----------------------------------------|---------------|------------------------|
| Patient Name | : Mr. DEEPAK KUMAR-PRE EMP | Registered On | : 29/Jun/2024 10:07:24 |
| Age/Gender | : 42 Y O M O D /M | Collected | : 2024-06-29 10:28:54 |
| UHID/MR NO | : IDUN.0000230811 | Received | : 2024-06-29 10:28:54 |
| Visit ID | : IDUN0106392425 | Reported | : 29/Jun/2024 15:15:02 |
| Ref Doctor | : Dr.APOLLO HEALTH AND LIFESTYLE DDN - | Status | : Final Report |

DEPARTMENT OF X-RAY

X-RAY DIGITAL CHEST PA

(500 mA COMPUTERISED UNIT SPOT FILM DEVICE)

DIGITAL CHEST P-A VIEW

- Pulmonary parenchyma did not reveal any significant lesion.
- Costo-phrenic angles are bilaterally clear.
- Diaphragmatic shadows are normal on both sides.
- Trachea is central in position.
- Cardiac size & contours are normal.
- Hilar shadows are normal.
- Bony cage is normal.

IMPRESSION : NO SIGNIFICANT ABNORMALITY DETECTED

*** End Of Report ***

Result/s to Follow:

ECG / EKG, GENERAL PHYSICAL EXAM



Dr. Amit Bhandari MBBS MD RADIOLOGY

This report is not for medico legal purpose. If clinical correlation is not established, kindly repeat the test at no additional cost within seven days.

Facilities: Pathology, Bedside Sample Collection, Health Check-ups, Digital X-Ray, ECG (Bedside also), Allergy Testing, Test And Health Check-ups, Ultrasonography, Sonomammography, Bone Mineral Density (BMD), Doppler Studies, 2D Echo, CT Scan, MRI, Blood Bank, TMT, EEG, PFT, OPG, Endoscopy, Digital Mammography, Electromyography (EMG), Nerve Condition Velocity (NCV), Audiometry, Brainstem Evoked Response Audiometry (BERA), Colonoscopy, Ambulance Services, Online Booking Facilities for Diagnostics, Online Report Viewing *

365 Days Open

*Facilities Available at Select Location

