

ચારુસેટ હોસ્પિટલ, ચાંગા

વર્લ્ડ ક્લાસ મલ્ટી સ્પેશિયાલિટી હોસ્પિટલ

Mediawheel

તારીખ / સમય

1/2/24

રજીસ્ટ્રેશન નંબર / Registration Number

CH-24-0059453

દર્દીનું નામ / Patient's Name

Anituben . H. Thakar

સંપર્ક નંબર / Contact Number

હેલ્થ લાઇન

એમ્બ્યુલન્સ માટે સંપર્ક

+91-2697-265502/504

+91-95379 27873

૨૪ કલાક ઈમરજન્સી સંપર્ક

+91-2697-265500

+91-75748 38111


નોંધ : ફરી ખતાવવા આવો ત્યારે આ ફાર્મ અચૂક સાથે લાવવી.

Patient Name : Anitaben Harshadkumar Thakor Patient ID : CH-2024-0059453 Age / Sex : 28y / Female Visit Doctor : DR. NAIK Bhatia Ward : -	Sample No. : 24000946 Visit No. : OPD/2024/11/0001055 Coll. Date : 23/11/2024 09:44 S. Coll. Date : 23/11/2024 14:47 Report Date : 23/11/2024 15:00
--	--

BIOCHEMISTRY

P2BS

Investigation	Result	Normal Value
Post Prandial Blood Sugar (2Hrs)	97 mg/dl	Normal < 140 Impaired Tolerance : 140 - 199 Diabetes Mellitus : >= 200 (on more than one occasion) (American diabetes association guidelines 2014)



DR. NAIK BHATIA
CONSULTANT PATHOLOGIST
(M.B.B.S., D.L.P)

DR. KETAN KAPADIA
CONSULTANT PATHOLOGIST
(M.B.B.S., M.D)



CHARUSAT HOSPITAL



DATE	PATIENT NAME	SEX	REFERRED BY DR	INVESTIGATION
25-11-2024	ANITABEN H THAKOR	F	BODY PROFILE	UF-TOTAL ABDOMEN USG

X-ray CHEST PA view.

No evidence of abnormality seen involving both lungs. Costophrenic sinuses are clear.

Hilar shadows show evidence of normal size, position & opacity.

Aortic shadow show evidence of normal position & Size. Cardiac size & position is normal.

Domes of diaphragm & bony cage show no evidence of abnormality.

COMMENTS:

NO ABNORMALITY DETECTED



For Reference
DR. E.R. CHAVKAR
M.B.B.S, D.M., D.C.

Patient Name : Anitaben Harshadkumar Thakor	Sample No. : 24000926
Patient ID : CH-2024-0069453	Visit No. : OPD/2024/11/0001055
Age / Sex : 29y / Female	Coll. Date : 23/11/2024 09:44
Visit Doctor : DR. NAITIK BHATIA	S. Coll. Date : 23/11/2024 10:07
Ref. Card : -	Report Date : 23/11/2024 12:36

HEMATOLOGY

Hemoglobin (HB)		
Investigation	Result	Normal Value
Hemoglobin	12.50 gm/dl	12.0 - 16.0 g/dl
RBC Count		
Investigation	Result	Normal Value
RBC Count	4.76 mill/c.mm	3.8 - 5.2 mill/c.mm
WBC		
Investigation	Result	Normal Value
WBC Count	6450 /c.mm	4000.0 to 10000.0 /c.mm
WBC count - Differential		
Investigation	Result	Normal Value
Polymorphs	50.70 %	40.0 - 70.0 %
Lymphocytes	38.80 %	20.0 - 40.0 %
Eosinophils	2.80 %	1.0 - 6.0 %
Monocytes	6.60 %	2.0 - 10.0 %
Basophils	0 %	0.0 - 1.0 %
Total	100.00	
Platelet count		
Investigation	Result	Normal Value
Platelets Count	301000 /cmm	1,50,000 - 4,50,000 /cmm
Blood Group		
TEST	RESULT	
Blood Group	O	
Rh Factor	Positive	
ESR		
Investigation	Result	Normal Value
ESR After One Hour	6 mm	4.0 - 7.0 mm

DR. NAITIK BHATIA
CONSULTANT PATHOLOGIST
(M.B.B.S., D.C.P.)


DR. KETAN KAPADIA
CONSULTANT PATHOLOGIST
(M.B.B.S., M.D.)

Patient Name : Anitaben Harshadkumar Thakor	Sample No. : 24000928
Patient ID : CH-2024-0059453	Visit No. : OPD/2024/11/0001065
Age / Sex : 29y / Female	Coll. Date : 23/11/2024 09:44
Referring Doctor : DR. NAITIK BHATIA	S. Coll. Date : 23/11/2024 10:07
Referral : -	Report Date : 23/11/2024 12:36

BIOCHEMISTRY

FASTING BLOOD GLUCOSE

Investigation	Result	Normal Value
Fasting Blood Sugar	88.6 mg/dL	70 to 110 mg/dL

LIPID PROFILE

Investigation	Result	Normal Value
Total Cholesterol (Chol)	177.73 mg/dl	Low risk : < 200 Moderate risk : 200 - 239 High risk : > or = 240
Triglyceride	115.9 mg/dl	Normal : < 150.0 Borderline high : 150 - 199 High : 200 - 499 Very High : > or = 500
LDL Cholesterol	37.23 mg/dl [L]	Negative risk : > or = 60 High risk : < 40
HDL	117.32 mg/dL	Up to 0 to 34 mg/dl
VLDL	23.18 mg/dl	0.5 to 3.0(Low) 3.0 to 6.0(Moderate) > 6.0(High)
LDL/HDL Ratio	: 3.15	
Total Chol / HDL Ratio	4.77	Low Risk : 3.3 to 4.4 Average Risk : 4.4 to 7.1 Moderate Risk : 7.1 to 11.0 High Risk : > 11.0
Total Lipids	519.97 mg/dl	400 to 700 mg/dl



DR. KETAN KAPADIA
CONSULTANT PATHOLOGIST
(M.B.B.S,M.D)

DR. NAITIK BHATIA
CONSULTANT PATHOLOGIST
(M.B.B.S,D.C.P)

atient Name : Anilaben Harshadkumar Thakor	Sample No. : 24000926
atient ID : CH-2024-0059453	Visit No. : OPD/2024/11/0001055
age / Sex : 29y / Female	Coll. Date : 23/11/2024 09:44
islt Doctor : DR. NAITIK BHATIA	S. Coll. Date : 23/11/2024 10:07
ard : -	Report Date : 23/11/2024 12:36

BIOCHEMISTRY

LOOD UREA

Investigation	Result	Normal Value
lood Urea	23 mg/dl	15 - 40 mg/dl

.Creatinine

Investigation	Result	Normal Value
reatinine	0.68 mg/dl	F : 0.5 to 1.2

RIC ACID

Investigation	Result	Normal Value
ric Acid	5.31 mg/dl	1.5 to 6.0 mg/dl

JN

Investigation	Result	Normal Value
UN	10.75 mg/dl	8.0 - 23.0 mg/dl

DR. NAITIK BHATIA
CONSULTANT PATHOLOGIST
(M.B.B.S,D.C.P)


DR. KETAN KAPADIA
CONSULTANT PATHOLOGIST
(M.B.B.S,M.D)

atient Name : Anitaben Harshadkumar Thakor	Sample No. : 24000928
atient ID : CH-2024-0059453	Visit No. : OPD/2024/11/0001055
ge / Sex : 29y / Female	Coll. Date : 23/11/2024 09:44
islt Doctor : DR. NAITIK BHATIA	S. Coll. Date : 23/11/2024 10:07
ard :-	Report Date : 23/11/2024 12:36

HEMATOLOGY

Investigation	Result	Normal Value
HbA1c	5.6 %	> 8 : Action Suggested 7-8 : Good Control < 7 : Goal 6-7 : Near Normal Glycemia < 6 : Non-diabetic Level
Estimated Average Glucose	114.02	

Explanation :

Total haemoglobin A1c is continuously synthesized in the red blood cell through its 120 days life span. The concentration of HbA1c in the cell reflects the average blood glucose concentration it encounters.

The level of HbA1c increases proportionately in patients with uncontrolled diabetes. It reflects the average blood glucose concentration over an extended period and remains unaffected by short-term fluctuations in blood glucose levels.

The measurement of HbA1c can serve as a convenient test for evaluating the adequacy of diabetic control and in preventing various diabetic complications. Because the average half life of a red blood cells is sixty days, HbA1c has been accepted as a measurement which reflects the mean daily blood glucose concentration, better than fasting blood glucose determination, and the degree of carbohydrate imbalance over the preceding two months.

It may also provide a better index of control of the diabetic patient without resorting to glucose loading procedures.

HbA1c ASSAY Interferences :

Falsely low values might be obtained from samples with abnormally elevated quantities of other Haemoglobins as a result of either their simultaneous elution with HbA1c(HbF) or differences in their glycation from that of HbA1c(HbS).

Reference : ADA Guidelines 2010

DR. NAITIK BHATIA
CONSULTANT PATHOLOGIST
(M.B.B.S,D.C.P)


DR. KETAN KAPADIA
CONSULTANT PATHOLOGIST
(M.B.B.S,M.D)

Patient Name : Anitaben Harshadkumar Thakor	Sample No. : 24000928
Patient ID : CH-2024-0059453	Visit No. : OPD/2024/11/0001055
Age / Sex : 29y / Female	Coll. Date : 23/11/2024 09:44
Ref Doctor : DR. NAITIK BHATIA	S. Coll. Date : 23/11/2024 10:07
Ref : -	Report Date : 23/11/2024 12:36

BIOCHEMISTRY

LIVER FUNCTION TEST

Investigation	Result	Normal Value
PT	27.9 IU/L	0 to 40 IU/L
APOT	16.4 U/L	0.0 to 45.0 U/L
Total Bilirubin	0.83 mg/dl	0.2 - 1.3 mg/dl
Direct Bilirubin	0.27 mg/dl	0.0 to 0.3 mg/dl
Indirect Bilirubin	0.56 mg/dl	0.2-0.90 mg/dl
AP Alkaline Phosphatase	92.55 IU/L	15 - 100 years 37.0 - 147.0 IU/L
Total Protein	7.73 gm/dl	5.0 - 10.0 gm/dl
Albumin	4.41 gm/dl	3.5 to 5.0 gm/dl
Globulin	3.32 gm/dl	2.1 to 3.5 gm/dl
A/G Globulin	1.33	1.1 to 2.5

DR. NAITIK BHATIA
CONSULTANT PATHOLOGIST
(M.B.B.S.,D.C.P)


DR. KETAN KAPADIA
CONSULTANT PATHOLOGIST
(M.B.B.S.,M.D)

Patient Name : Anitaben Harshadkumar Thakor	Sample No. : 24000938
Patient ID : CH-2024-0059453	Visit No. : OPD/2024/11/0001055
Age / Sex : 29y / Female	Coll. Date : 23/11/2024 09:44
Referring Doctor : DR. NAITIK BHATIA	S. Coll. Date : 23/11/2024 12:53
Referral : -	Report Date : 23/11/2024 12:55

IMMUNOLOGY

Investigation	Result	Normal Value
TSH	1.4 uIU/ml	0.34 - 4.5 uIU/ml

Investigation	Result	Unit	Reference Range
Free Triiodothyronine	2.1	ng/ml	0.69 - 2.15 ng/ml

Investigation	Result	Normal Value
Free T4	107	ng/dl

DR. NAITIK BHATIA
 CONSULTANT PATHOLOGIST
 (M.B.B.S.,D.C.P)


 DR. KETAN KAPADIA
 CONSULTANT PATHOLOGIST
 (M.B.B.S.,M.D)

Patient Name : Anilaben Harshadkumar Thakor	Sample No. : 24000928
Patient ID : CH-2024-0059453	Visit No. : OPD/2024/11/0001055
Age / Sex : 29y / Female	Coll. Date : 23/11/2024 09:44
Referring Doctor : DR. NAITIK BHATIA	S. Coll. Date : 23/11/2024 10:07
Referral : -	Report Date : 23/11/2024 12:36

CLINICAL PATHOLOGY

URINE R & M

TEST	RESULT
Physical Examination :	
Quantity	10
Colour	Pale Yellow
Appearance	Clear
Source	URINIOD
Reaction	Acidic
Specific Gravity	1.010
Chemical Examination :	
Albumin	Absent
Bilirubin	Absent
Bile Salts	Absent
Bile Pigments	Absent
Glucose	Absent
Urobilinogen	Absent
Microscopic Examination :	
WBCs	3-4
RBCs	Absent
Epithelial cells	4-6
Casts	Absent
Crystals	Absent

DR. NAITIK BHATIA
CONSULTANT PATHOLOGIST
(M.B.B.S.,D.C.P)


DR. KETAN KAPADIA
CONSULTANT PATHOLOGIST
(M.B.B.S.,M.D)

DATE	PATIENT NAME	SEX	REFERRED BY DR	INVESTIGATION
23-11-2024	ANITABEN H THAKOR	F	BODY PROFILE	UF-TOTAL ABDOMEN USG

USG OF THE ABDOMEN/ PELVIS WAS PERFORMED

The liver is normal in size and echotexture. No focal solid or cystic lesions are seen. The intra hepatic biliary radicles are normal. The portal vein and CBD are normal. The gall bladder is contracted with no calculi or polyp. The wall is not thickened.

The pancreas reveals a normal echopattern, with no focal calcification or a neoplasm. The spleen reveals a normal sonographic features.

Both kidneys are normal in size and echotexture. Evidence of good cortico medullary differentiation is noted. No evidence of any calculi or hydronephrosis.

No free fluid or lymphadenopathy is seen.
The urinary bladder is well distended with no calculi or polyps.

The uterus is antverted, normal size.
The endometrium is in the midline. No focal myoma is seen.
Both the ovaries are normal in size and shape. No focal solid or cystic lesion is seen.

No adnexal abnormality is seen.
No free fluid is seen in the pouch of douglas.
Size in CM.

Right	Left Kidney
Kidney	
9.69x3.13	9.42x4.26

IMPRESSION :

NO ABNORMALITY DETECTED.



THAKES for reference
DR RITI C THAKKAR
M.B.B.S,D.M.R.D

DATE	PATIENT NAME	SEX	REFERRED BY
23-11-2024	ANITA/ANITA THAKOR	F	BODY FRONT

USG OF THE ABDOMEN/ PELVIS WAS F

The liver is normal in size and echotexture. Intra hepatic biliary radicles are normal. The bladder is contracted with no calculi or polyp.

The pancreas reveals a normal echotexture. Spleen reveals a normal sonographic feature.

Both kidneys are normal in size and echotexture. No hydronephrosis is noted. No evidence of any stones.

No free fluid or lymphadenopathy is seen. The urinary bladder is well distended with urine.

The uterus is anteverted, normal size. The endometrium is in the midline. No focal lesions. Both the ovaries are normal in size and shape.

No adnexal abnormality is seen. No free fluid is seen in the pouch of Douglas. Size in CM.

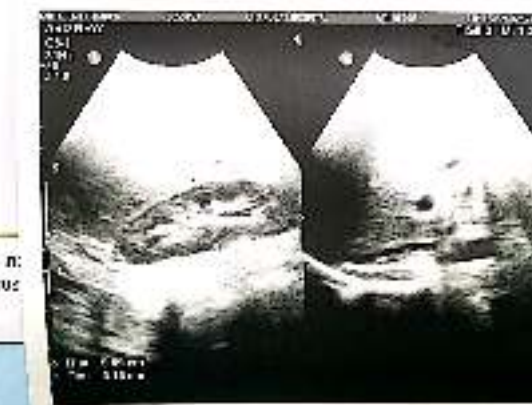
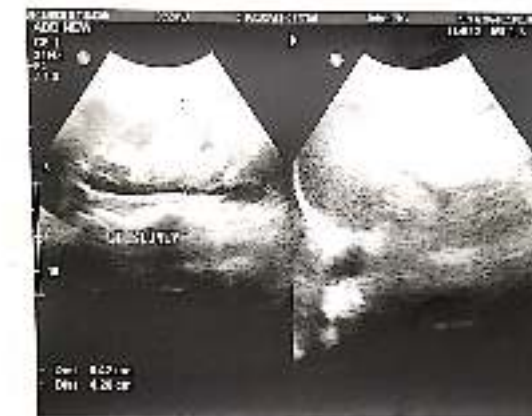
Right Kidney: 9.69x4.18
Left Kidney: 9.42x4.26

IMPRESSION :

NO ABNORMALITY DETECTED.



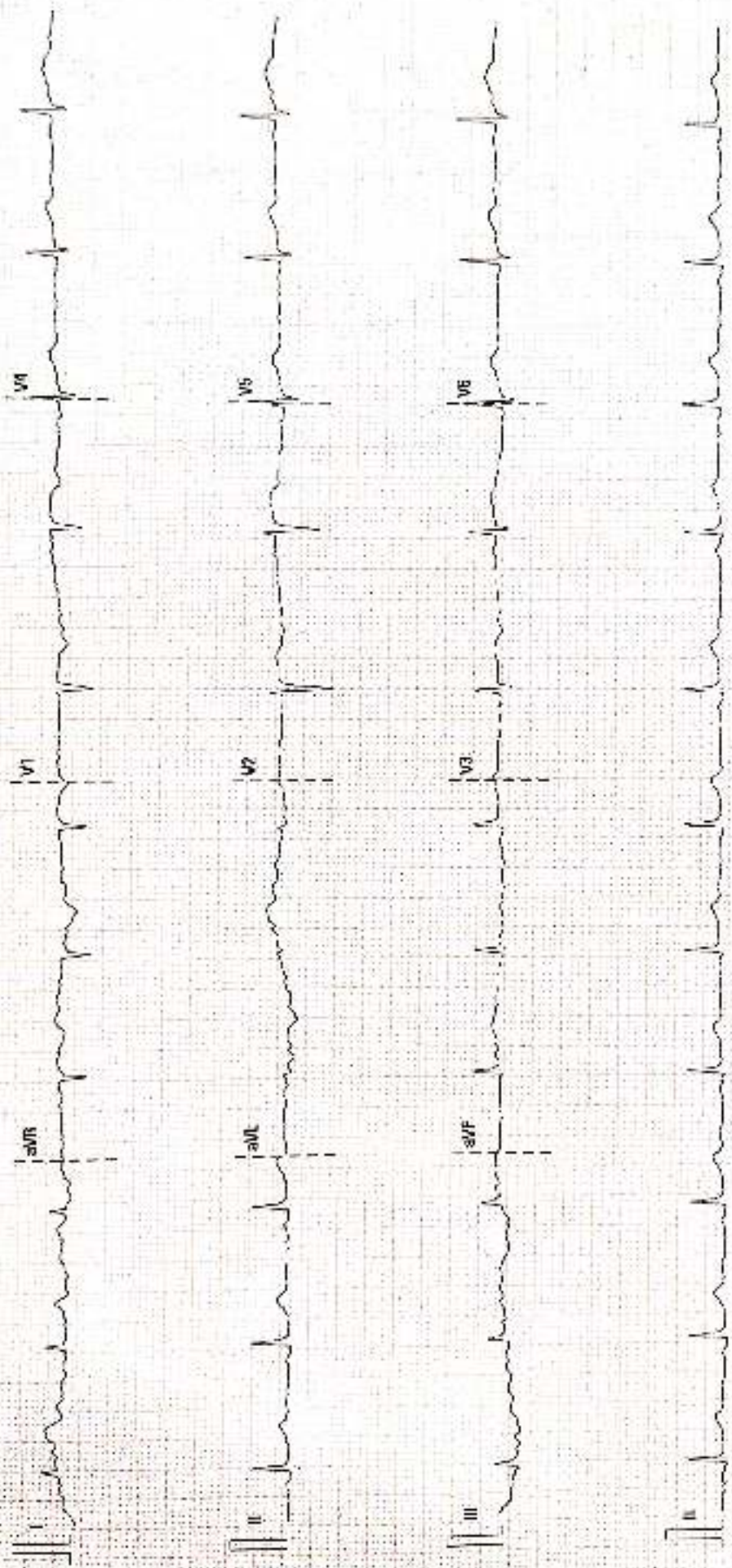
CHARUSAT Campus, Changa, Dist. of Anand 388 421 (GU) IN
Web : www.charusat.org / www.charusat.edu



Unconfirmed Diagnosis

2023/03/23 09:53

DR. ALI HUSSEIN
PROBESY ALAMI
OTC-HOSPITAL



02.03.2023 11:1

02.03.2023 11:1

OTC-HOSPITAL

6000 00 Hz

50 Hz

10 mm/mV

25 mm/s



LALITABEN P. D. PATEL OPD SERVICES

REGISTRATION FORM (OPD)



Dr. Jyotish

Date & Time : 23/11/24

Registration No. : CPE-24-0059453

Name : Anshaben H. Thakkar

Contact No. : (M) _____

Age : 29 Sex : F

(O) _____

Address : 100/50 _____

Pulse : 80/min

SpO₂ : 99 %

Height : _____

Weight : _____

OPD-INITIAL ASSESSMENT FORM

Chief Complaints : Case for health check

CASE ANALYSIS

Past History : _____

NO

Present History : _____

AB/E Vitals : _____

Systemic Examination : _____

FAMILY HISTORY :

- Diabetes
- IHD
- Hypertension
- Others (Specify) : _____

PATIENT'S MEDICAL/OTHER HISTORY :

- Hypertension
- IHD
- T.B.
- Jaundice
- Epilepsy
- Asthma
- Hepatitis B
- Hepatitis C
- Food Allergy
- AIDS/HIV
- Bleeding Disorder
- Drug Allergy
- Pregnancy

HABBITTS :

- Smoking
- Alcohol
- Tobacco
- Others (Specify) : _____

CPE-24-0059453



LALITABEN P. D. PATEL OPD SERVICES REGISTRATION FORM (OPD)



Dr. Amritica

Date & Time : 23/11/20

Registration No. : CH-24-0059453

Name : Amritaben H Thakkar

Age : 29 Sex : F

Contact No. : (M) _____

(O) _____

Address : _____

P. : _____

Pulse : _____

SpO₂ : _____

MI : _____

Height : _____

Weight : _____

OPD-INITIAL ASSESSMENT FORM

Brief Complaints : _____

CASE ANALYSIS

Past History : _____

Present History : _____

ABG/Vitals : _____

Systemic Examination : _____

FAMILY HISTORY :

- Diabetes
- IHD
- Hypertension
- Others (Specify) : _____

PATIENT'S MEDICAL/OTHER HISTORY :

- Hypertension
- IHD
- T.B.
- Jaundice
- Epilepsy
- Asthma
- Hepatitis B
- Hepatitis C
- Food Allergy
- AIDS/HIV
- Bleeding Disorder
- Drug Allergy
- Pregnancy

HABBITTS : Smoking Alcohol Tobacco Others (Specify) : _____

CHH/OPD/3581


Investigation/s Advised : _____

Provisional Diagnosis : _____

Allergy : _____

Nutritional Advice : _____

TREATMENT ADVISED

DATE	DOCTOR'S NOTE	REMARKS
<p>23/11/24</p> <hr/> <p>Subcut.</p>	 <p>ONs to (R) side Allergic changes (+)</p> <p>(R) enc. by RTOR contact</p> <p>Week 12 LN/ RTOR working</p>	<p>Flow</p> <p>T. P. H. (10/11/24)</p> <p>T. Bilastin</p> <p>Got (15)</p> <p>frictione. fr. No. 2 play to</p>

Signature with Stamp



LALITABEN P. D. PATEL OPD SERVICES REGISTRATION FORM (OPD)



Dr. Janaki

Date & Time : 23/11/24

Registration No. : CL-24-0059455

Name : Lalitaben H. Thakkar Contact No. : (M) _____

Age : 29 Sex : F (O) _____

Address : _____

Temp : _____ Pulse : _____ SpO₂ : _____

BP : _____ Height : _____ Weight : _____

OPD-INITIAL ASSESSMENT FORM

Chief Complaints : no fresh complaint,

LMP - 17/11/24. - Routine checkup.

MLH - 3-4 days.
28-30

CASE ANALYSIS

Past History : _____

O.H - C₄P₅A₁L₃ - }
 ♀ - 10 yr }
 ♀ - 5 yr }
 ♂ - 4 yr }
 } 19ND.

Present History : _____

PE Vitals : _____

Systemic Examination : _____

FAMILY HISTORY :

- Diabetes
- IHD
- Hypertension
- Others (Specify) : _____

PATIENT'S MEDICAL/OTHER HISTORY :

- Hypertension
- IHD
- T.B.
- Jaundice
- Epilepsy
- Asthma
- Hepatitis B
- Hepatitis C
- Food Allergy
- AIDS/HIV
- Bleeding Disorder
- Drug Allergy
- Pregnancy

HABBITTS : Smoking Alcohol Tobacco Others (Specify) : _____

Date & Time : 23/11/24
 Registration No. : 191-24-0059453

Name : Anitaaben K Thaker Contact No. : _____
 Age : _____ Emergency Contact No. : _____
 Sex : _____ Address : _____

OPD-INITIAL ASSESSMENT FORM

Chief Complain : Routine Check up.

Family History :

- Diabetes
- Hypertension
- IHD
- Others (Specify) :
- Habits : Tobacco

- Hypertension
- Diabetes
- Epilepsy
- Bleeding Disorder
- Smoking

Medical/Other History :

- IHD
- Asthma
- AIDS/HIV
- Pregnancy
- Other (Specify) :
- T.B.
- Hepatitis B
- Food Allergy
- Others (Specify) :
- Jaundice
- Hepatitis C
- Drug Allergy

સંમતિ પત્રક

..... ડૉક્ટરને મારી સારવાર માટેની મંજૂરી આપું છું. આ સારવારનો પૂરેપૂરો ખર્ચો, ફાયટા-ગેરફાયટા, દવાની કે ઈન્જેક્શનની આડ અસર અને સારવારની સફળતા, અસફળતા વિશે મને તથા મારા સંબંધીઓને સમજૂતી આપેલ છે. મેં ડૉક્ટરને મારી શારીરિક સ્થિતિ તથા તેને લગતી દવા વિશે સંપૂર્ણ માહિતી પેલ છે. જો કોઈપણ સંબંધીમાં સારવાર ચાલુ રાખીને કે અગ્રિમિત રહીને તો તેની નિષ્ફળતા માટે ડૉક્ટર કે ચારુસેટ હોસ્પિટલ જાવાબદાર નથી. તથા સારવારની કિર્મીગીટ પેટે અપાયેલ રકમ મેળવવા માટે હક્કદાર રહીશ નહીં. આ સંમતિ હું સ્વેચ્છાએ કોઈપણ દબાણ વગર આપું છું.

મને : _____
 ય : _____

દર્દી / સગાની સહી

CONSENT

..... hereby request and authorize Doctor to perform the required dental treatment. Doctor has informed me and my relatives about the treatment plan in detail with success and failure of the treatment with all expenditure, possible complications from medicines or from anesthesia. I have informed the Doctor about my medical history and drug history in details. If in any circumstances, I am irregular or leave the treatment in between, the doctor and CHARUSAT Hospital will not be responsible for the same and treatment charges will not be returned back.

I hereby give my consent to proceed with my dental treatment.

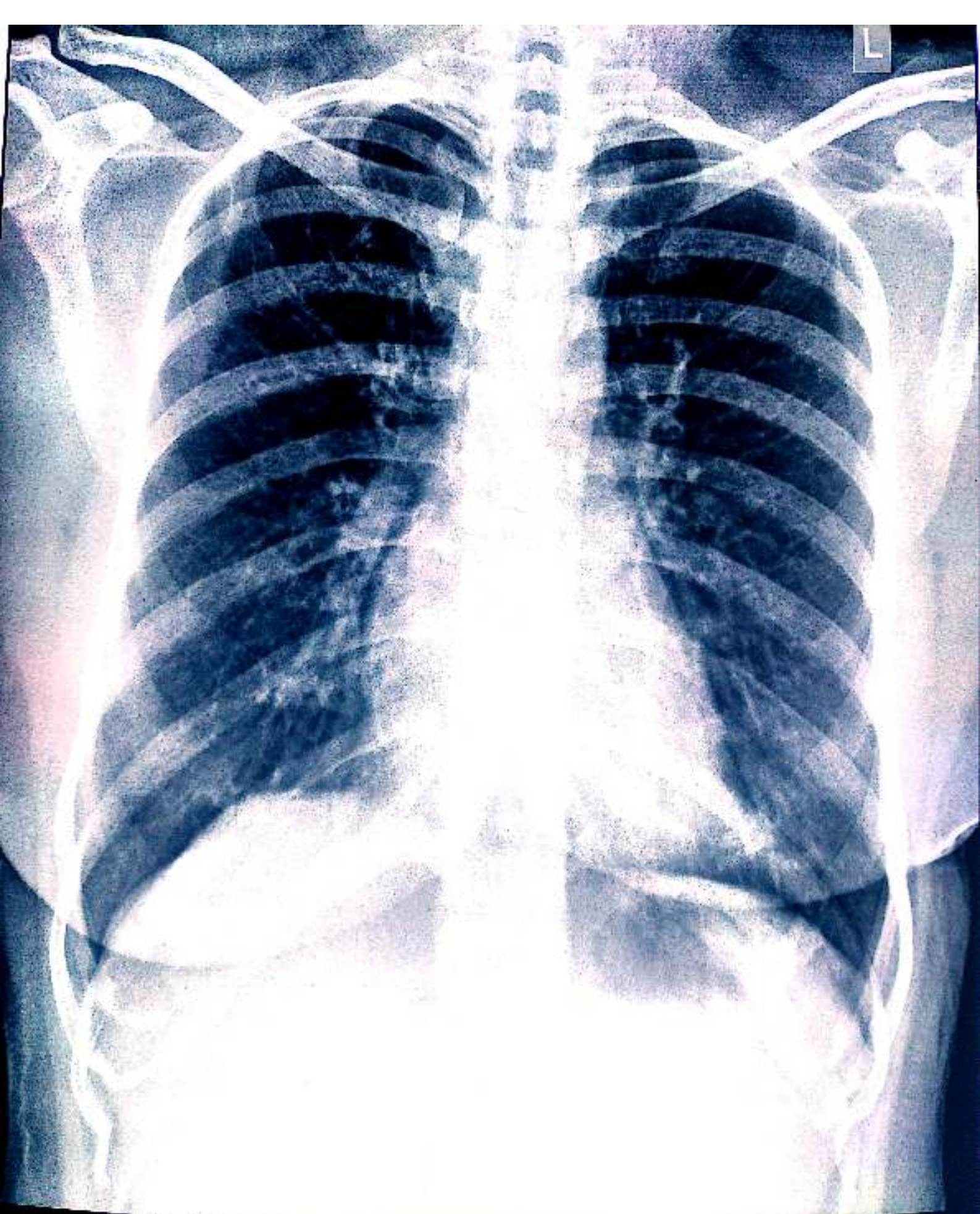
Patient's / Relative's Sign.

Investigation Advised : Stains + -

Final Diagnosis : _____

Treatment Plan : Scaling

Name of Doctor : Falgun
 Signature : _____



ANITABEN H THAKOR 29Y/F

Pat. Id. CH-2024-0059453

CHARUSAT HOSPITAL, CHANGA.

CHEST PA

Ref. By. DR. H/C

23/11/2024 11:10:08

TECH ID : VD

