

DEPARTMENT OF CARDIOLOGY

Patient Name : Mrs. KOTYADA HARI PRIYA	Age /Sex : 39 Y(s)/Female
Ref By : Dr. GENERAL PHYSICIAN	UMR No : UMR99368
Bill Date : 09-Mar-24 09:14 am	Bill No : BIL174179
Lab No : 0	Result No : RES493646
Samp.Coll : 09-Mar-24 09:14 am	Auth. Tim :
Reported On : 09-Mar-24 11:52 am	

2D ECHO / TMT

MITRAL VALVE	:	Normal	
TRICUSPID VALVE	:	Normal	
AORTIC VALVE	:	Trileaflets	
PULMONARY VALVE	:	Normal	
RIGHT ATRIUM	:	Normal	
RIGHT VENTRICLE	:	TAPSE=2.3cm	
LEFT ATRIUM	:	3.4cm	
LEFT VENTRICLE	:	EDD:4.8cm FS:36%	IVS:8mm
LVEF	:	ESD:3.0cm 66%	LVPW:8mm
IAS	:	Intact	
IVS	:	Intact	
AORTA	:	2.4cm	

DEPARTMENT OF CARDIOLOGY

Patient Name : Mrs. KOTYADA HARI PRIYA	Age /Sex : 39 Y(s)/Female
Ref By : Dr. GENERAL PHYSICIAN	UMR No : UMR99368
Bill Date : 09-Mar-24 09:14 am	Bill No : BIL174179
Lab No : 0	Result No : RES493646
Samp.Coll : 09-Mar-24 09:14 am	Auth. Tim :
Reported On : 09-Mar-24 11:52 am	

IVC	:	Collapse
PULMOANRY VEINS	:	Normal
PERICARDIUM	:	No effusion
INTRACARDIAC MASSES	:	Nil
PJV	:	0.6m/sec
AJV	:	1.1m/sec
MVF-E	:	1.0m/sec
MVF-A	:	0.5m/sec
NO MR, NO AR, NO TR	:	TRIVIAL MR/TR,NO PH, NO AS/AR
IMPRESSION	:	NO LV RWMA GOOD LV/RV FUNCTION TRIVIAL MR NO AS/AR TRIVIAL TR, NO PH LEFT AORTIC ARCH; NO CoA NO CLOT/PE/VEGETATION

Cardiologist



PACE HOSPITALS

Hitech City: Beside Avasa Hotel, Pillar No. 18, Hyderabad - 81. T: 040 4848 6868
Miyapur: Beside South India Shopping, Madinaguda, Hyderabad - 50, T:040 48486767



DEPARTMENT OF BIOCHEMISTRY

Patient Name	: Mrs. KOTYADA HARI PRIYA	Age / Sex	: 39 Y(s)/Female
Ref By	: Dr. GENERAL PHYSICIAN	UMR No	: UMR99368
Bill Date	: 09-Mar-24 09:14 am	Bill No	: BIL174179
Lab No	: BIO/24/3/620	Result No	: RES493655
Sam p.Coll	: 09-Mar-24 09:50 am	Auth. Tim	: 09-Mar-2024 12:12 pm
Reported On	: 09-Mar-24 12:12 pm		

<u>Parameter</u>	<u>Result</u>	<u>Biological Reference Interval</u>	<u>Method</u>
LIPID PROFILE: SERUM			
Triglycerides	: 73	BorderLine : 150 - 199 mg/dl High : 200 - 500 mg/dl Normal : < 150 mg/dl	GPO-Trinder End Point
Total Cholesterol	: 187	< 200 mg/dl	CHOD-PAP End Point
HDL Cholesterol	: 48	Undesirable : < 40 Optimal : 40 - 59 Desirable : > 60	
VLDL Cholesterol	: 15	2 - 30 mg/dl	
LDL Cholesterol	: 124	0 - 100 mg/dl	
Cholestrol / HDL Ratio	: 3.9	1.0 - 3.5	
Serum Uric Acid	: 3.3	2.6 - 6.0 mg/dl	Uricase-Peroxidase
BLOOD SUGAR FASTING AND POST PRANDIAL			
Fasting Blood Sugar	: 109	60 - 110 mg/dl	GOD-POD
Blood Sugar Post Prandial	: 157	110 - 140 mg/dl	
Blood Urea Nitrogen(BUN)	: 8	6 - 21 mg/dl	GLDH - Urease
Serum Creatinine	: 0.8	0.3 - 1.2 mg/dl	Jaffe Kinetic
LFT- LIVER FUNCTION TESTS			
Total Bilirubin	: 0.2	0.2 - 1.2 mg/dl	Diazo
Direct Bilirubin	: 0.1	0.0 - 0.3 mg/dl	Diazo
Indirect Bilirubin	: 0.1	0.2 - 0.7 mg/dL	
SGPT	: 12	05 - 40 IU/L	IFCC - Kinetic
SGOT	: 10	05 - 40 IU/L	IFCC - Kinetic
AST / ALT -Ratio	: 0.83		

DEPARTMENT OF BIOCHEMISTRY

Patient Name	: Mrs. KOTYADA HARI PRIYA	Age / Sex	: 39 Y(s)/Female
Ref By	: Dr. GENERAL PHYSICIAN	UMR No	: UMR99368
Bill Date	: 09-Mar-24 09:14 am	Bill No	: BIL174179
Lab No	: BIO/24/3/620	Result No	: RES493655
Samp.Coll	: 09-Mar-24 09:50 am	Auth. Tim	: 09-Mar-2024 12:12 pm
Reported On	: 09-Mar-24 12:12 pm		

<u>Parameter</u>	<u>Result</u>	<u>Biological Reference Interval</u>	<u>Method</u>
Alkaline Phosphatase	: 88	70 - 110 U/L	AMP Kinetic
Total Protein	: 7.0	6.4 - 8.3 gm/dl	Biuret Method
Serum Albumin	: 3.8	3.5 - 5.2 gm/dl	BCG Dye
Serum Globulin	: 3.2	2.0 - 3.5 g/dL	
Albumin / Globulin Ratio	: 1.19	1.2 - 2.2	
Glycated Haemoglobin - HbA1c	: 6.7	Non Diabetic : < 5.7 Pre Diabetic : 5.7 - 6.4 Diabetic : >= 6.5	Immunoturbidimetry
THYROID PROFILE			
T3-Free (Triiodothyronine-Free)	: 3.1	2.0 - 4.2 pg/mL	C L I A
T4-Free (Thyroxine Free)	: 13.4	8.9 - 17.2 pg/ml	C L I A
TSH(Thyroid Stimulating Hormone).	: 3.4	0.3 - 4.5 µIU/ml	C L I A

--- End Of Report ---

PHH8624



Dr.B PRATHYUSHA
MD BIOCHEMIST
CONSULTANT BIOCHEMIST

Dr.Y NIHARIKA REDDY
M.D PATHOLOGY
CONSULTANT PATHOLOGIST

Dr.SAMATHA
MD Microbiology
CONSULTANT MICROBIOLOGIST



PACE HOSPITALS

Hitech City: Beside Avasa Hotel, Pillar No. 18, Hyderabad - 81. T: 040 4848 6868
Miyapur: Beside South India Shopping, Madinaguda, Hyderabad - 50, T:040 48486767



DEPARTMENT OF HAEMATOLOGY

Patient Name	: Mrs. KOTYADA HARI PRIYA	Age / Sex	: 39 Y(s)/Female
Ref By	: Dr. GENERAL PHYSICIAN	UMR No	: UMR99368
Bill Date	: 09-Mar-24 09:14 am	Bill No	: BIL174179
Lab No	: HEM/24/3/387	Result No	: RES493557
Samp.Coll	: 09-Mar-24 09:50 am	Auth. Tim	: 09-Mar-2024 1:02 pm
Reported On	: 09-Mar-24 01:02 pm		

<u>Parameter</u>	<u>Result</u>	<u>Biological Reference Interval</u>
------------------	---------------	--------------------------------------

COMPLETE BLOOD PICTURE

Haemoglobin	: 11.6 gm%	11.0 - 13.0 gm%
RBC Count	: 4.5 Millions/cumm	4.5-6.5 Millions/cumm
PCV	: 35 Vol%	38 - 45 Vol%
Platelet count	: 2.3 Lakhs/Cumm	1.5 - 4.5 Lakhs/Cumm
WBC Count	: 7,400 cells/cumm	4000 - 11000 cells/cumm

DIFFERENTIAL COUNT

NEUTROPHILS	: 59 %	40-75 %
LYMPHOCYTES	: 33 %	20 - 45 %
EOSINOPHILS	: 04 %	2-6 %
MONOCYTES	: 04 %	2-8 %
BASOPHILS	: 00 %	0 - 2 %

SMEAR EXAMINATION

RBC	: Normocytic / Hypochromic
WBC	: With In Normal Limits
Platelets	: Adequate

BLOOD GROUPING & RH TYPING

BLOOD GROUP	: " O "	Agglutination
RH TYPING	: POSITIVE	

--- End Of Report ---



PACE HOSPITALS

Hitech City: Beside Avasa Hotel, Pillar No. 18, Hyderabad - 81. T: 040 4848 6868
Miyapur: Beside South India Shoping, Madinaguda,Hyderabad - 50, T:040 48486767



DEPARTMENT OF HAEMATOLOGY

Patient Name	: Mrs. KOTYADA HARI PRIYA	Age / Sex	: 39 Y(s)/Female
Ref By	: Dr. GENERAL PHYSICIAN	UMR No	: UMR99368
Bill Date	: 09-Mar-24 09:14 am	Bill No	: BIL174179
Lab No	: 174179	Result No	: RES493579
Samp.Coll	: 09-Mar-24 09:50 am	Auth. Tim	: 09-Mar-2024 11:15 am
Reported On	: 09-Mar-24 11:15 am		

Parameter

Result

Method

PHH8624



Dr.B PRATHYUSHA
MD BIOCHEMIST
CONSULTANT BIOCHEMIST

Dr.Y NIHARIKA REDDY
M.D PATHOLOGY
CONSULTANT PATHOLOGIST

Dr.SAMATHA
MD Microbiology
CONSULTANT MICROBIOLOGIST



PACE HOSPITALS

Hitech City: Beside Avasa Hotel, Pillar No. 18, Hyderabad - 81. T: 040 4848 6868
Miyapur: Beside South India Shopping, Madinaguda, Hyderabad - 50, T:040 48486767



DEPARTMENT OF CLINICAL PATHOLOGY

Patient Name	: Mrs. KOTYADA HARI PRIYA	Age / Sex	: 39 Y(s)/Female
Ref By	: Dr. GENERAL PHYSICIAN	UMR No	: UMR99368
Bill Date	: 09-Mar-24 09:14 am	Bill No	: BIL174179
Lab No	: 174179	Result No	: RES493604
Samp.Coll	: 09-Mar-24 09:50 am	Auth. Tim	: 09-Mar-2024 11:31 am
Reported On	: 09-Mar-24 11:31 am		

<u>Parameter</u>	<u>Result</u>	<u>Biological Reference Interval</u>	
ESR - ERYTHROCYTE SEDIMENT RATE			
ESR - ERYTHROCYTE SEDIMENTATION RATE	: 30	< 15 mm	
COMPLETE URINE EXAMINATION			
<u>PHYSICAL EXAMINATION:</u>			
Colour	: Pale yellow		
Appearance	: Clear		
pH	: 5.5	5.5 - 7.0	pH indicator
Specific gravity	: 1.010	1.010 - 1.025	Bromthymol blue indicator
<u>CHEMICAL EXAMINATION:</u>			
Urine for Sugar	: Nil	0 - 2.8 mmol/L	GOD-POD
Protein	: Nil	0 - 0.15 g/L	protein error of indicator
Blood	: Nil	0 - 10 Cells/ μ L	
Bilirubin	: Nil	0 - 0 μ mol/L	Diazonium method
NITRITE	: Absent	13 - 22 μ mol/L	
Leukocytes	: Nil	05 - 15 leuko/ μ L	
Ketone bodies	: Negative	0 - 0 mmol/L	Nitroprusside reaction
<u>MICROSCOPIC EXAMINATION:</u>			
Pus Cells	: 2-3	0 - 5 /HPF	
Epithelial Cells	: 1-2	0 - 8 /HPF	
RBC COUNT	: Nil	0 - 2 /HPF	
Casts	: Nil		
Crystals	: Nil		
Others	: Nil		



PACE HOSPITALS

Hitech City: Beside Avasa Hotel, Pillar No. 18, Hyderabad - 81. T: 040 4848 6868
Miyapur: Beside South India Shoping, Madinaguda,Hyderabad - 50, T:040 48486767



DEPARTMENT OF CLINICAL PATHOLOGY

Patient Name	: Mrs. KOTYADA HARI PRIYA	Age / Sex	: 39 Y(s)/Female
Ref By	: Dr. GENERAL PHYSICIAN	UMR No	: UMR99368
Bill Date	: 09-Mar-24 09:14 am	Bill No	: BIL174179
Lab No	: 174179	Result No	: RES493703
Samp.Coll	: 09-Mar-24 09:50 am	Auth. Tim	: 09-Mar-2024 1:35 pm
Reported On	: 09-Mar-24 01:35 pm		

<u>Parameter</u>	<u>Result</u>	<u>Biological Reference Interval</u>	<u>Method</u>
------------------	---------------	--------------------------------------	---------------

--- End Of Report ---

PHH8624
Verified by



Dr. POTTURU BHARAT, DNB,DIP RC PATH
CONSULTANT PATHOLOGIST

Dr.B PRATHYUSHA
MD BIOCHEMIST
CONSULTANT BIOCHEMIST

Dr.Y NIHARIKA REDDY
M.D PATHOLOGY
CONSULTANT PATHOLOGIST

Dr.SAMATHA
MD Microbiology
CONSULTANT MICROBIOLOGIST

CYTOLOGY

Patient Name	:Mrs. KOTYADA HARI PRIYA	Age / Gender	: 39 Y(s) / Female
Sample.Coll.Dt	:09-Mar-2024 4:36 PM	UMR No	: UMR99368
Reported Date	:09-Mar-2024 06:34 PM	Result/ Bill No	: RES493971 / BIL174179
Referred By	:Walk-In	Lab No	: CY-113/2024
Advised By	:Dr.GENERAL PHYSICIAN		

PAP SMEAR

CLINICAL HISTORY

P/S-Cervix vagina congested

Yellowish discharge

Specimen type

Conventional pap smear

Specimen adequacy

Adequate

EPITHELIAL ABNORMALITIES

Squamous Cell Abnormality

Absent

Glandular Cell Abnormality

Absent

Endometrial Cells

Absent

NON NEOPLASTIC FINDINGS

Ectocervical Component

Superficial cells , intermediate cells

Endocervical Component

Absent

ORGANISMS

Organisms

Absent

DR BHARAT



CYTOLOGY

Patient Name :Mrs. KOTYADA HARI PRIYA	Age / Gender : 39 Y(s) / Female
Sample.Coll.Dt :09-Mar-2024 4:36 PM	UMR No : UMR99368
Reported Date :09-Mar-2024 06:34 PM	Result/ Bill No : RES493971 / BIL174179
Referred By :Walk-In	Lab No : CY-113/2024
Advised By :Dr.GENERAL PHYSICIAN	

Parameter

Inflammatory Cells

Moderate inflammatory cells

IMPRESSION


Inflammatory smear.

Negative for intraepithelial lesion or malignancy.

--- End Of Report ---

Method

DR BHARAT
Verified by



Dr. POTTURU BHARAT, DNB, DIP RC PATH
CONSULTANT PATHOLOGIST

Page 2 of 2

Dr.B PRATHYUSHA
MD BIOCHEMIST
CONSULTANT BIOCHEMIST

Dr.Y NIHARIKA REDDY
M.D PATHOLOGY
CONSULTANT PATHOLOGIST

Dr.SAMATHA
MD Microbiology
CONSULTANT MICROBIOLOGIST

DEPARTMENT OF RADIOLOGY

Patient Name :Mrs. KOTYADA HARI PRIYA	Age / Gender : 39 Y(s) / Female
Requested Date :09-Mar-2024 9:14 AM	UMR No : UMR99368
Reported Date :09-Mar-2024 12:55 PM	Result/ Bill No : RES493734 / BIL174179
Referred By :Walk-In	Lab No : 0
Advised By :Dr.GENERAL PHYSICIAN	

US ABDOMEN AND PELVIS (FEMALE)

FINDINGS

LIVER: 13.8cms, normal in size and shows grade I increased echogenicity. No focal lesions noted. No intra hepatic biliary dilatation. CBD and Portal vein (10.8mm)appear normal in course and calibre.

GALL BLADDER: Partially distended.

PANCREAS: Normal in size and echotexture. Pancreatic duct appears normal. No peri pancreatic collection.

SPLEEN: 11.4cms, normal in size and echotexture.

BOTH KIDNEYS: Both kidneys are normal in size and echotexture. CMD is maintained. No evidence of calculi. Pelvicalyceal system appears normal on both sides.

Aorta and IVC: Visualized portions are normal.

No evidence of para-aortic or paracaval lymphadenopathy.

URINARY BLADDER: Well distended. Wall thickness is normal.

UTERUS: Retroflexed , 6.7 x 4.8 x 6.1cms, normal in size and echotexture. Endometrial thickness is 9mm.

Adnexa appears normal.

OVARIES: Right ovary: 10.8cc, 16 x 16mm cyst with thin internal septations - likely ihemorrhagic cyst.

- Left ovary; 2.5cc. normal in size and echotexture.



DEPARTMENT OF RADIOLOGY

Patient Name :Mrs. KOTYADA HARI PRIYA	Age / Gender : 39 Y(s) / Female
Requested Date :09-Mar-2024 9:14 AM	UMR No : UMR99368
Reported Date :09-Mar-2024 12:55 PM	Result/ Bill No : RES493734 / BIL174179
Referred By :Walk-In	Lab No : 0
Advised By :Dr.GENERAL PHYSICIAN	

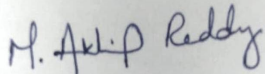
No evidence of ascites.

IMPRESSION

- * Grade I fatty liver
- * Right ovarian hemorrhagic cyst

Suggested for clinical correlation




Dr. AKHIL REDDY, MBBS, MD
CONSULTANT RADIOLOGIST

Page 2 of 2

DEPARTMENT OF RADIOLOGY

Patient Name :Mrs. KOTYADA HARI PRIYA	Age / Gender : 39 Y(s) / Female
Requested Date :09-Mar-2024 9:14 AM	UMR No : UMR99368
Reported Date :09-Mar-2024 12:47 PM	Result/ Bill No : RES493687 / BIL174179
Referred By :Walk-In	Lab No : 0
Advised By :Dr.GENERAL PHYSICIAN	

X-RAY CHEST PA VIEW

FINDINGS

Heart size is normal.


Both lung fields clear.

Both hila normal.

Both CP angles free.

Soft tissue chest wall and bony cage normal.




Dr. AKHIL REDDY, MBBS, MD
CONSULTANT RADIOLOGIST