




PARKLINE DIAGNOSTICS PVT. LTD.

L.G. 3, 4 & 5, Bhuvana Towers, S.D. Road, Secunderabad - 500 003 Tel : 040-42038139, 27845852
7995421787, 7093445852 Email : parklinediagnostics@gmail.com www.parklinediagnostics.com



NABL Accredited
Certificate No.:MC-2566

TEST REPORT

Name	: MS.POONAM KUMARI [SPOUSE]	TID/SID	: UMR1382496/ 27305043
Age / Gender	: 34 Years / Female	Registered on	: 09-Mar-2024 / 08:29 AM
Ref.By	: -	Collected on	: 09-Mar-2024 / 08:29 AM
Req.No	:  BIL4026079	Reported on	: 09-Mar-2024 / 14:25 PM
		Reference	: Medi Wheel

DEPARTMENT OF CLINICAL PATHOLOGY

Complete Urine Examination (CUE), Urine

Investigation	Observed Value	Units	Biological Reference Interval
Colour Method:Photo detectors(instrument)	Light Yellow		Light Yellow
Appearance Method:Photo diode array sensor	Hazy		Clear
Specific gravity Method:Ion concentration/colour indicator	1.010		1.003-1.030
Reaction and pH Method:Double Indicator	6.0		5.0-8.0
Protein Method:Protein Error of pH indicators	Negative		Negative
Glucose Method:Double sequential enzymatic/GOD-PAP	Negative		Negative
Urobilinogen Method:Reagent strip/Reflectance photometry	Negative		0.2-1.0 mg%
Ketones Method:Strip method/Nitroprusside method	Negative		Negative
Blood Method:Peroxidase	Negative		Negative
Bile Salt Method:Hays Method	Negative		Negative
Bile Pigment Method:Fouchets Method	Negative		Negative
Microscopic Examination			
Pus cells (leukocytes) Method:Microscopy Of Sediment	Nil	/hpf	0-5 /hpf
RBC (erythrocytes) Method:Microscopy Of Sediment	Nil	/hpf	0-2 /hpf
Epithelial cells Method:Microscopy Of Sediment	2 - 3	/hpf	0-8 /hpf
Crystals Method:Microscopy Of Sediment	Nil	/lpf	Nil /lpf

Lab Timings (Weekdays) : 7.00 am to 8.30 pm
Sundays & Holidays : 7.00 am to 1.00 pm

Radiologists Timings (Weekdays) : 7.30 am to 1.30 pm
& 5.45 pm to 7.45 pm
Sundays & Holidays : 7.30 am to 9.30 am




PARKLINE DIAGNOSTICS PVT. LTD.

L.G. 3, 4 & 5, Bhuvana Towers, S.D. Road, Secunderabad - 500 003 Tel : 040-42038139, 27845852
7995421787, 7093445852 Email : parklinediagnostics@gmail.com www.parklinediagnostics.com



NABL Accredited
Certificate No.:MC-2566

TEST REPORT

Name : **MS.POONAM KUMARI [SPOUSE]** TID/SID : UMR1382496/ 27305043
Age / Gender : 34 Years / Female Registered on : 09-Mar-2024 / 08:29 AM
Ref.By : - Collected on : 09-Mar-2024 / 08:29 AM
Req.No :  Reported on : 09-Mar-2024 / 14:25 PM
Reference : Medi Wheel
BIL4026079

DEPARTMENT OF CLINICAL PATHOLOGY

Complete Urine Examination (CUE), Urine

Investigation	Observed Value	Units	Biological Reference Interval
Casts	Nil	/lpf	Nil
Method:Microscopy Of Sediment			/lpf
Others	Nil		Nil
Method:Microscopy Of Sediment			

* Sample processed at Parkline

--- End Of Report ---



Yatish Sai

Dr. Yatish Sai Lanke
Regd. No: 00856
MD PATHOLOGY




PARKLINE DIAGNOSTICS PVT. LTD.

L.G. 3, 4 & 5, Bhuvana Towers, S.D. Road, Secunderabad - 500 003 Tel : 040-42038139, 27845852
7995421787, 7093445852 Email : parklinediagnostics@gmail.com www.parklinediagnostics.com



NABL Accredited
Certificate No.:MC-2566

TEST REPORT

Name : **MS.POONAM KUMARI [SPOUSE]** TID/SID : UMR1382496/ 27305041
Age / Gender : 34 Years / Female Registered on : 09-Mar-2024 / 08:29 AM
Ref.By : - Collected on : 09-Mar-2024 / 08:29 AM
Req.No :  Reported on : 09-Mar-2024 / 12:35 PM
Reference : Medi Wheel
BIL4026079

DEPARTMENT OF HEMATOLOGY

Blood Grouping ABO And Rh Typing, EDTA Whole Blood

Parameter	Results
Blood Grouping (ABO)	A
Rh Typing (D)	POSITIVE -
Method:Agglutination	

* Sample processed at Parkline

--- End Of Report ---



Dr.Jyothi Kiranmai
Regd. No: 52272
MD PATHOLOGY




PARKLINE DIAGNOSTICS PVT. LTD.

L.G. 3, 4 & 5, Bhuvana Towers, S.D. Road, Secunderabad - 500 003 Tel : 040-42038139, 27845852
7995421787, 7093445852 Email : parklinediagnostics@gmail.com www.parklinediagnostics.com



NABL Accredited
Certificate No.:MC-2566

TEST REPORT

Name : **MS.POONAM KUMARI [SPOUSE]** TID/SID : UMR1382496/ 27305041
 Age / Gender : 34 Years / Female Registered on : 09-Mar-2024 / 08:29 AM
 Ref.By : - Collected on : 09-Mar-2024 / 08:29 AM
 Req.No  Reported on : 09-Mar-2024 / 12:35 PM
 BIL4026079 Reference : Medi Wheel

DEPARTMENT OF HEMATOLOGY

Complete Blood Picture (CBP), EDTA Whole Blood

Investigation	Observed Value	Units	Biological Reference Interval
Hemoglobin Method:Spectrophotometry	11.5	g/dL	12.0-15.0 g/dL
Erythrocyte Count(RBC) Method:Electrical Impedence	3.6	mill /cu.mm	3.8-4.8 mill /cu.mm
PCV/HCT Method:Numeric Integration	35	%	36-46 %
MCV Method:Calculated	98	fL	83-101 fL
MCH Method:Calculated	31.6	pg	27-32 pg
MCHC Method:Calculated	32.2	gm/dL	31.5-34.5 gm/dL
RDW (CV) Method:Calculated	16.1	%	11.6-14.0 %
Total WBC Count Method:Impedence flowcytometry/Light scattering	5.7	10 ³ /μL	4-10 10cap;3/μL 10 ³ /μL
Differential Count			
Neutrophils Method:Flowcytometry/Microscopy	69	%	40-80 %
Lymphocytes Method:Flowcytometry/Microscopy	23	%	20-40 %
Monocytes Method:Flowcytometry/Microscopy	6	%	2-10 %
Eosinophils Method:Flowcytometry/Microscopy	2	%	1-6 %
Basophils Method:Flowcytometry/Microscopy	0	%	0-2 %
Absolute Neutrophil Count	3.93	10 ³ /μL	2.0-7.0 10 ³ /μL
Absolute Lymphocyte Count	1.31	10 ³ /μL	1.0-3.0 10 ³ /μL

Lab Timings (Weekdays) : 7.00 am to 8.30 pm
Sundays & Holidays : 7.00 am to 1.00 pm

Radiologists Timings (Weekdays) : 7.30 am to 1.30 pm
& 5.45 pm to 7.45 pm
Sundays & Holidays : 7.30 am to 9.30 am




PARKLINE DIAGNOSTICS PVT. LTD.

L.G. 3, 4 & 5, Bhuvana Towers, S.D. Road, Secunderabad - 500 003 Tel : 040-42038139, 27845852
7995421787, 7093445852 Email : parklinediagnostics@gmail.com www.parklinediagnostics.com



NABL Accredited
Certificate No.:MC-2566

TEST REPORT

Name : **MS.POONAM KUMARI [SPOUSE]** TID/SID : UMR1382496/ 27305041
 Age / Gender : 34 Years / Female Registered on : 09-Mar-2024 / 08:29 AM
 Ref.By : - Collected on : 09-Mar-2024 / 08:29 AM
 Req.No  Reported on : 09-Mar-2024 / 12:35 PM
 BIL4026079 Reference : Medi Wheel

DEPARTMENT OF HEMATOLOGY

Complete Blood Picture (CBP), EDTA Whole Blood

Investigation	Observed Value	Units	Biological Reference Interval
Absolute Monocyte Count	0.34	10 ³ /μL	0.20-1.0 10 ³ /μL
Absolute Eosinophils Count	0.11	10 ³ /μL	0.02-0.5 10 ³ /μL
Absolute Basophil Count	00	10 ³ /μL	0.02-0.1 10 ³ /μL
Platelet Count	210	10 ³ /μL	150-410 10 ³ /μL
Method:Electrical Impedence			

Peripheral Smear

RBC Predominantly Macrocytic blood picture seen.
 Method:Microscopy
 WBC Within normal limits.No abnormal cells seen.
 Method:Microscopy
 Platelets Discrete and adequate.Normal in morphology.
 Method:Microscopy

* Sample processed at Parkline

--- End Of Report ---



Dr.Jyothi Kiranmai
Regd. No: 52272
MD PATHOLOGY




PARKLINE DIAGNOSTICS PVT. LTD.

L.G. 3, 4 & 5, Bhuvana Towers, S.D. Road, Secunderabad - 500 003 Tel : 040-42038139, 27845852
7995421787, 7093445852 Email : parklinediagnostics@gmail.com www.parklinediagnostics.com



NABL Accredited
Certificate No.:MC-2566

TEST REPORT

Name	: MS.POONAM KUMARI [SPOUSE]	TID/SID	: UMR1382496/ 27305041
Age / Gender	: 34 Years / Female	Registered on	: 09-Mar-2024 / 08:29 AM
Ref.By	: -	Collected on	: 09-Mar-2024 / 08:29 AM
Req.No	:  BIL4026079	Reported on	: 09-Mar-2024 / 12:35 PM
		Reference	: Medi Wheel

DEPARTMENT OF HEMATOLOGY

Erythrocyte Sedimentation Rate (ESR), Sodium Citrate Whole Blood

Investigation	Observed Value	Units	Biological Reference Intervals
ESR 1st Hour	35	mm/hour	0-20 mm/hour
Method:Westergren			

* Sample processed at Parkline

--- End Of Report ---



Dr.Jyothi Kiranmai
Regd. No: 52272
MD PATHOLOGY






PARKLINE DIAGNOSTICS PVT. LTD.

L.G. 3, 4 & 5, Bhuvana Towers, S.D. Road, Secunderabad - 500 003 Tel : 040-42038139, 27845852
7995421787, 7093445852 Email : parklinediagnostics@gmail.com www.parklinediagnostics.com

TEST REPORT

Name	: MS.POONAM KUMARI [SPOUSE]	TID/SID	: UMR1382496/
Age / Gender	: 34 Years / Female	Registered on	: 09-Mar-2024 / 08:29 AM
Ref.By	: -	Collected on	: 09-Mar-2024 / 08:29 AM
Req.No	:  BIL4026079	Reported on	: 09-Mar-2024 / 09:38 AM
		Reference	: Medi Wheel

DEPARTMENT OF CARDIOLOGY

2D Echo/Doppler Study

Mitral Valve	Normal
Aortic valve	Normal
Tricuspid valve	Normal
Pulmonary valve	Normal
Aorta	1.93 cm
Left Atrium	3.17 cm
Left Ventricle	LVDd: 3.97 cm IVSd : 0.9 cm EF: 74 % LVDs: 2.28 cm LVPwd: 1.19 cm FS: 42 %
RWMA	Nil
Right Atrium	Normal
Right Ventricle	Normal
Pulmonary Artery	Normal
IAS	Intact
IVS	Intact
Pericardium	Normal
Svc / Ivc	Normal
Intracardiac Masses	Nil
Doppler Study	Mitral flow: E: 0.7 m/sec A: 0.48 m/sec Aortic flow : 1.15 m/sec Pulmonary flow : 0.9 m/sec
Colour Doppler	No MR / AR / TR / PR
Conclusion	No RWMA. Normal valves/ Normal chambers. No MR/ AR/ TR / PR Good LV (LVEF 74 %)/ RV function. No diastolic dysfunction. No PE/ clot/ vegetation.

* Sample processed at Parkline


--- End Of Report ---



PARKLINE DIAGNOSTICS PVT. LTD.

L.G. 3, 4 & 5, Bhuvana Towers, S.D. Road, Secunderabad - 500 003 Tel : 040-42038139, 27845852
7995421787, 7093445852 Email : parklinediagnostics@gmail.com www.parklinediagnostics.com

TEST REPORT

Name	: MS.POONAM KUMARI [SPOUSE]	TID/SID	: UMR1382496/
Age / Gender	: 34 Years / Female	Registered on	: 09-Mar-2024 / 08:29 AM
Ref.By	: -	Collected on	:
Req.No	 BIL4026079	Reported on	:
		Reference	: Medi Wheel






PARKLINE DIAGNOSTICS PVT. LTD.

L.G. 3, 4 & 5, Bhuvana Towers, S.D. Road, Secunderabad - 500 003 Tel : 040-42038139, 27845852
7995421787, 7093445852 Email : parklinediagnostics@gmail.com www.parklinediagnostics.com

TEST REPORT

Name : **MS.POONAM KUMARI [SPOUSE]** TID/SID : UMR1382496/ 27305043F
Age / Gender : 34 Years / Female Registered on : 09-Mar-2024 / 08:29 AM
Ref.By : - Collected on : 09-Mar-2024 / 08:29 AM
Req.No  Reported on : 09-Mar-2024 / 16:51 PM
Reference : Medi Wheel
BIL4026079

DEPARTMENT OF CLINICAL CHEMISTRY I

Blood Urea Nitrogen (BUN), Serum

Investigation	Observed Value	Units	Biological Reference Interval
Blood Urea Nitrogen.	7.7	mg/dL	7-23 mg/dL
Method:Calculated			

Creatinine, Serum

Investigation	Observed Value	Units	Biological Reference Interval
Creatinine.	0.76	mg/dL	0.50-1.20 mg/dL
Method:Alkaline Picrate			

Glucose Urine Fasting

Investigation	Observed Value
Urine Glucose Fasting	Nil
Method:Reagent strip/Reflectance photometry	

* Sample processed at Parkline

--- End Of Report ---



Yatish Sai

Dr. Yatish Sai Lanke
Regd. No: 00856
MD PATHOLOGY




PARKLINE DIAGNOSTICS PVT. LTD.

L.G. 3, 4 & 5, Bhuvana Towers, S.D. Road, Secunderabad - 500 003 Tel : 040-42038139, 27845852
7995421787, 7093445852 Email : parklinediagnostics@gmail.com www.parklinediagnostics.com



NABL Accredited
Certificate No.:MC-2566

TEST REPORT

Name : **MS.POONAM KUMARI [SPOUSE]** TID/SID : UMR1382496/ 27305044F
Age / Gender : 34 Years / Female Registered on : 09-Mar-2024 / 08:29 AM
Ref.By : - Collected on : 09-Mar-2024 / 08:29 AM
Req.No  Reported on : 09-Mar-2024 / 16:51 PM
Reference : Medi Wheel
BIL4026079

DEPARTMENT OF CLINICAL CHEMISTRY I

Glucose Fasting (FBS), Sodium Fluoride Plasma

Investigation	Observed Value	Units	Biological Reference Interval
Glucose Fasting Method:GOD - PAP	95	mg/dL	Normal: <100 Impaired FG: 100-125 Diabetic : >=126 mg/dL

* Sample processed at Parkline

--- End Of Report ---



Yatish Sai

Dr. Yatish Sai Lanke
Regd. No: 00856
MD PATHOLOGY




PARKLINE DIAGNOSTICS PVT. LTD.

L.G. 3, 4 & 5, Bhuvana Towers, S.D. Road, Secunderabad - 500 003 Tel : 040-42038139, 27845852
7995421787, 7093445852 Email : parklinediagnostics@gmail.com www.parklinediagnostics.com



NABL Accredited
Certificate No.:MC-2566

TEST REPORT

Name : **MS.POONAM KUMARI [SPOUSE]** TID/SID : UMR1382496/ 27305044P
Age / Gender : 34 Years / Female Registered on : 09-Mar-2024 / 08:29 AM
Ref.By : - Collected on : 09-Mar-2024 / 08:29 AM
Req.No :  Reported on : 09-Mar-2024 / 16:51 PM
BIL4026079 Reference : Medi Wheel

DEPARTMENT OF CLINICAL CHEMISTRY I

Glucose Post Prandial (PPBS), Sodium Fluoride Plasma

Investigation	Observed Value	Units	Biological Reference Interval
Glucose Post Prandial Method:GOD - PAP	112	mg/dL	Normal : 90 - 140 Impaired Glucose Tolerance: 141-199 Diabetic : \geq 200 mg/dL

* Sample processed at Parkline

--- End Of Report ---



Yatish Sai


Dr. Yatish Sai Lanke
Regd. No: 00856
MD PATHOLOGY



PARKLINE DIAGNOSTICS PVT. LTD.

L.G. 3, 4 & 5, Bhuvana Towers, S.D. Road, Secunderabad - 500 003 Tel : 040-42038139, 27845852
7995421787, 7093445852 Email : parklinediagnostics@gmail.com www.parklinediagnostics.com

TEST REPORT

Name : **MS.POONAM KUMARI [SPOUSE]** TID/SID : UMR1382496/ 27305041
Age / Gender : 34 Years / Female Registered on : 09-Mar-2024 / 08:29 AM
Ref.By : - Collected on : 09-Mar-2024 / 08:29 AM
Req.No  Reported on : 09-Mar-2024 / 16:51 PM
Reference : Medi Wheel
BIL4026079

DEPARTMENT OF CLINICAL CHEMISTRY I

Glycosylated Hemoglobin (HbA1C), EDTA Whole Blood

Investigation	Observed Value	Units	Biological Reference Interval
Glycosylated Haemoglobin Method:High Performance Liquid Chromatography(HPLC)	4.8	%	< 5.7% : Normal 5.7% - 6.4% : Prediabetes > 6.4% Diabetes
Mean Plasma Glucose (MPG) Estimate Method:Derived from HBA1c	91	mg/dL	Excellent Control : 90 to 120 Good Control : 121 to 150 Average Control : 151 to 180 Panic Value : > 211 mg/dL

Note:Mean Plasma Glucose is calculated from HBA1c value and it indicates Average Blood Sugar level over the past three months.

INTERPRETATION :

- Glycated hemoglobin (glycohemoglobin / HbA1c) is a form of hemoglobin (Hb) that is chemically linked to a sugar.
- A1c is measured primarily to determine the three-month average blood sugar level and can be used as a diagnostic test for diabetes mellitus and as an assessment test for glycemic control in people with diabetes.
- In diabetes, higher amounts of glycated hemoglobin, indicating poorer control of blood glucose levels, have been associated with cardiovascular disease, nephropathy, neuropathy, and retinopathy.
- American diabetes Association (ADA) recommends an A1C goal for many non pregnant adults of < 7% (without significant hypoglycemia). On the basis of provider judgment and patient preference, achievement of lower A1C levels than the goal of 7% may be acceptable, and even beneficial, if it can be achieved safely without significant hypoglycemia or other adverse effects of treatment. Less stringent A1C goals (such as < 8%) may be appropriate for patients with severe hypoglycemia, extensive co morbid conditions etc, or where the harms of treatment are greater than the benefits.
- Glycemic goals for some older adults might reasonably be relaxed as part of individualized care, but hyperglycemia leading to symptoms or risk of acute hyperglycemia complications should be avoided in all patients.

* Sample processed at Parkline

--- End Of Report ---



Yatish Sai

Dr. Yatish Sai Lanke
Regd. No: 00856
MD PATHOLOGY




PARKLINE DIAGNOSTICS PVT. LTD.

L.G. 3, 4 & 5, Bhuvana Towers, S.D. Road, Secunderabad - 500 003 Tel : 040-42038139, 27845852
7995421787, 7093445852 Email : parklinediagnostics@gmail.com www.parklinediagnostics.com



NABL Accredited
Certificate No.:MC-2566

TEST REPORT

Name : **MS.POONAM KUMARI [SPOUSE]** TID/SID : UMR1382496/ 27305042
Age / Gender : 34 Years / Female Registered on : 09-Mar-2024 / 08:29 AM
Ref.By : - Collected on : 09-Mar-2024 / 08:29 AM
Req.No  Reported on : 09-Mar-2024 / 16:51 PM
Reference : Medi Wheel
BIL4026079

DEPARTMENT OF CLINICAL CHEMISTRY I

Lipid Profile, Serum

Investigation	Observed Value	Units	Biological Reference Interval
Total Cholesterol Method:CHOD-PAP	185	mg/dL	Desirable Level: < 200 Borderline : 200 - 239 High : > 240 mg/dL
HDL Cholesterol Method:Enzymatic Reaction	66	mg/dL	<40:Major risk factor for heart disease 40-59:The higher,the better >=60:Considered protective against heart disease mg/dL
LDL Cholesterol Method:Calculated	109	mg/dL	< 100 mg/dL
VLDL Cholesterol Method:Calculated	10	mg/dL	10-55 mg/dL
Triglycerides Method:GPO-POD	54	mg/dL	Normal:<150 Borderline:150-199 High:200-499 Very High:>=500 mg/dL
Chol/HDL Ratio Method:Calculated	2.80		Normal : <4 Low risk : 4 - 6 High risk : >6
LDL Cholesterol/HDL Ratio Method:Calculated	1.65		Ideal : < 2 Good : 2 - 5 Bad : > 5

* Sample processed at Parkline

--- End Of Report ---



Yatish Sai

Dr. Yatish Sai Lanke
Regd. No: 00856
MD PATHOLOGY




PARKLINE DIAGNOSTICS PVT. LTD.

L.G. 3, 4 & 5, Bhuvana Towers, S.D. Road, Secunderabad - 500 003 Tel : 040-42038139, 27845852
7995421787, 7093445852 Email : parklinediagnostics@gmail.com www.parklinediagnostics.com



NABL Accredited
Certificate No.:MC-2566

TEST REPORT

Name : **MS.POONAM KUMARI [SPOUSE]** TID/SID : UMR1382496/ 27305042
Age / Gender : 34 Years / Female Registered on : 09-Mar-2024 / 08:29 AM
Ref.By : - Collected on : 09-Mar-2024 / 08:29 AM
Req.No  Reported on : 09-Mar-2024 / 16:51 PM
Reference : Medi Wheel
BIL4026079

DEPARTMENT OF CLINICAL CHEMISTRY I

Liver Function Test (LFT), Serum

Investigation	Observed Value	Units	Biological Reference Interval
Total Bilirubin. Method:Diazo with sulphanilic acid	0.50	mg/dL	0.3-1.2 mg/dL
Direct Bilirubin. Method:Diazo with sulphanilic acid	0.14	mg/dL	0.00-0.40 mg/dL
Indirect Bilirubin. Method:Calculated	0.36	mg/dL	0.2-0.8 mg/dL
Alanine Aminotransferase ,(ALT/SGPT) Method:IFCC without P5P	17	U/L	10-40 U/L
Aspartate Aminotransferase,(AST/SGOT) Method:IFCC without P5P	24	U/L	10-40 U/L
ALP (Alkaline Phosphatase). Method:AMP-IFCC	86	U/L	30-115 U/L
PROTEINS			
Total Protein. Method:Biuret	7.54	g/dL	6.0-8.0 g/dL
Albumin. Method:Bromocresol Green (BCG)	4.32	g/dL	3.5-4.8 g/dL
Globulin. Method:Calculated	3.22	g/dL	2.3-3.5 g/dL
A/GRatio. Method:Calculated	1.34		0.8-2.0
Gamma GT. Method:IFCC-Enzymatic	11	U/L	7.0-50.0 U/L

* Sample processed at Parkline

--- End Of Report ---



Yatish Sai

Dr. Yatish Sai Lanke
Regd. No: 00856
MD PATHOLOGY




PARKLINE DIAGNOSTICS PVT. LTD.

L.G. 3, 4 & 5, Bhuvana Towers, S.D. Road, Secunderabad - 500 003 Tel : 040-42038139, 27845852
7995421787, 7093445852 Email : parklinediagnostics@gmail.com www.parklinediagnostics.com



NABL Accredited
Certificate No.:MC-2566

TEST REPORT

Name : **MS.POONAM KUMARI [SPOUSE]** TID/SID : UMR1382496/ 27305042
Age / Gender : 34 Years / Female Registered on : 09-Mar-2024 / 08:29 AM
Ref.By : - Collected on : 09-Mar-2024 / 08:29 AM
Req.No  Reported on : 09-Mar-2024 / 13:52 PM
Reference : Medi Wheel
BIL4026079

DEPARTMENT OF CLINICAL CHEMISTRY I

Thyroid Profile (T3,T4,TSH), Serum

Investigation	Observed Value	Units	Biological Reference Interval
Triiodothyronine Total (T3) Method:Enhanced chemiluminescence	1.46	ng/mL	0.970-1.69 ng/mL
Thyroxine Total (T4) Method:Enhanced chemiluminescence	8.04	µg/dL	5.53-11.0 µg/dL
Thyroid Stimulating Hormone (TSH) Method:Enhanced chemiluminescence	2.79	µIU/mL	0.400-4.049 µIU/mL

Note: Change in method and reference range
NOTE:

TSH - Reference ranges during pregnancy:*

1st Trimester : 0.10 - 2.50

2nd Trimester : 0.20 - 3.00

3dr Trimester : 0.30 - 3.00

*As per the Guidelines of American Thyroid Association for the diagnosis and management of thyroid disease during pregnancy and post partum.

1.Primary Hyperthyroidism is accompanied by elevated T3 & T4 values along with depressed TSH level.

2.Primary Hypothyroidism is accompanied by depressed T3 & T4 levels and elevated TSH levels.

3.Normal T4 levels accompanied by high T3 levels are seen in patients with T3 Thyrotoxicosis.

4.Slightly elevated T3 levels may be found in pregnancy and estrogen therapy, while depressed levels may be encountered in severe illness, malnutrition, renal failure and during therapy with drugs like propranolol and propylthiouracil.

5.Although elevated TSH levels are nearly always indicative of primary hypothyroidism, rarely they can result form TSH secreting pituitary tumors(secondary).

* Sample processed at Parkline

--- End Of Report ---



Dr.Jyothi Kiranmai
Regd. No: 52272
MD PATHOLOGY




PARKLINE DIAGNOSTICS PVT. LTD.

L.G. 3, 4 & 5, Bhuvana Towers, S.D. Road, Secunderabad - 500 003 Tel : 040-42038139, 27845852
7995421787, 7093445852 Email : parklinediagnostics@gmail.com www.parklinediagnostics.com



NABL Accredited
Certificate No.:MC-2566

TEST REPORT

Name	: MS.POONAM KUMARI [SPOUSE]	TID/SID	: UMR1382496/ 27305042
Age / Gender	: 34 Years / Female	Registered on	: 09-Mar-2024 / 08:29 AM
Ref.By	: -	Collected on	: 09-Mar-2024 / 08:29 AM
Req.No	:  BIL4026079	Reported on	: 09-Mar-2024 / 16:51 PM
		Reference	: Medi Wheel

DEPARTMENT OF CLINICAL CHEMISTRY I

Uric Acid, Serum

Investigation	Observed Value	Units	Biological Reference Interval
Uric Acid.	3.90	mg/dL	1.9-7.5 mg/dL
Method:Uricase			

* Sample processed at Parkline

--- End Of Report ---



Yatish Sai

Dr. Yatish Sai Lanke
Regd. No: 00856
MD PATHOLOGY






PARKLINE DIAGNOSTICS PVT. LTD.

L.G. 3, 4 & 5, Bhuvana Towers, S.D. Road, Secunderabad - 500 003 Tel : 040-42038139, 27845852
7995421787, 7093445852 Email : parklinediagnostics@gmail.com www.parklinediagnostics.com

TEST REPORT

Name : **MS.POONAM KUMARI [SPOUSE]** TID/SID : UMR1382496/ 27305043
Age / Gender : 34 Years / Female Registered on : 09-Mar-2024 / 08:29 AM
Ref.By : - Collected on : 09-Mar-2024 / 08:29 AM
Req.No  Reported on : 09-Mar-2024 / 17:00 PM
BIL4026079 Reference : Medi Wheel

DEPARTMENT OF HEALTH CHECKUP

Glucose Urine Post Prandial

Urine Glucose Post Prandial Nil NIL
Method:Reagent strip/Reflectance photometry

* Sample processed at Parkline

--- End Of Report ---



Yatish Sai

Dr. Yatish Sai Lanke
Regd. No: 00856
MD PATHOLOGY





PARKLINE DIAGNOSTICS PVT. LTD.

L.G. 3, 4 & 5, Bhuvana Towers, S.D. Road, Secunderabad - 500 003.


Tel : +91 40-42038139, 2784 5852, 7995421787, 7093445852,

Email parklinediagnostics@gmail.com www.parklinediagnostics.com



NABL Accredited
Certificate No.MC-2566

MEDICAL EXAMINATION REPORT

Name	Mrs. Poonam Kumari		Date :	9/3/24
Company	Clo Mediwheel		Reg. No. :	4026029
Contact No.	7500624147		Sex	<input checked="" type="checkbox"/> F Age : <input type="checkbox"/> 34
Type	Pre-Emp		Emp. No.:	Spoux
	Overseas		Height	165cm
	Annual	<input checked="" type="checkbox"/>	Weight	60kgs.
Remarks	<p>Raised ESR count Advice follow up for infection cause.</p> <p>Rest all physical + lab parameters were.</p>			
Fitness Status	Medically Fit / Unfit		Physician's Signature  Dr. Prasad Regn. No. 1001	


COMPREHENSIVE MEDICAL EXAMINATION REPORT

NAME Ms. Poonam Kumari

AGE 34 yrs / female

MARITAL STATUS married CHILDREN : M F

IDENTIFICATION (IF ANY) A mole on the upper lip.



PAST HISTORY

Any family H/o : High Blood Pressure, Heart Disease, Tuberculosis, Diabetes, Asthma, Cancer

Any personal H/o Major illness like : Typhoid..... Jaundice..... Etc.

Any H/o STD..... Skin infection.....

H/o Blood Transfusion..... Recent Vaccination..... COVID 19 x 2 Dose

H/o Epilepsy..... NIL Giddiness.....

H/o Surgery..... Fracture in the past.....

Any Personal H/O.

High Blood Pressure, Heart Disease Tuberculosis, Diabetes, Asthma, Cancer

Drug Abuse, Drug Allergy, Micturition, Bowels, Alcohol, Smoking, Sleep, MC, Wt. Loss/Wt. Gain

Present illness / Medication

GENERAL EXAMINATION

Conjunctiva :

Skin :

Ears :

Nose :

Throat & Oral Cavity :

NAD

Bone, Joints :

Nutritional Status :

Lymph Nodes :

Edema Feet :

Varicose Veins :

(0)

well nourished

NPD

NIL

NIL

Distant Vision : Near Vision :

Right Eye: 6/6

Right Eye: N6

With ~~glasses~~ / Without glasses

With ~~glasses~~ / Without glasses

left Eye: 6/6

left Eye: N6

with ~~glasses~~ / without glasses

with ~~glasses~~ / without glasses

Colour Vision: BE normal

DR. KATTA
M.B.B.S., D.O., F.R.F.
Ophthalmologist's Signature

Right Ear

Left Ear

Hearing :

Rinee's Test ;

Weber Test :

Discharge :

SYSTEMIC EXAMINATION

Pulse : 76 bpm

B.P. : 110/70 mmHg

Lungs :
A. Shape of Chest B/L symmetrical
B. Breath Sounds B/L clear
C. Adventitious Sounds No

Heart :
A. Sounds S1 S2
B. Murmurs No

Nervous System

Abdomen :
A. Liver
B. Spleen
C. Piles
D. Any Lump
NAD

A. Higher Function :
B. Cranial Nerves :
C. Sensory System :
D. Motor System :
E. Jerks :
N

General :
A. Hernia
B. Hydrocele
C. Varicocele
NAD

Breast : Rt N Lt N

CANDIDATE'S DECLARATION

I hereby solemnly declare that I am not suffering from Asthma, Hypertension, Diabetes, Occult Psychological disorders or any other ailment which can be suppressed without my voluntary declaration.

Date :

Signature

Place :

Note : General Physical Examination and Investigation included in the health check-up Have certain limitations and may not be able to detect all latent and asymptomatic diseases. Any new symptoms developing after the health check-up or persisting thereafter should be brought to the attention of the treating physician.



PARKLINE DIAGNOSTICS PVT. LTD.

L.G. 3, 4 & 5, Bhuvana Towers, Sarojini Devi Road, Secunderabad - 500 003 Tel : 040 - 4203 8139, 2784 5852
7995421787, 7093445852 Email : parklinediagnostics@gmail.com...www.parklinediagnostics.com



NABL Accredited
Certificate No. MC-2566

ENT EXAMINATION

S. No.

Emp. No. :

Date

Name

Poonam Kumari

Age

Yrs

Sex M/F

EARS :

Right

Left

EAC

: Patent no cerumen - do -

TM

: not at pearly white - do -
com of left +

TFT

: Rinne +ve Rinne +ve
Webers contralateral

NOSE

: Septum (N) Bil Turbinate (N) PALS (N) normal

THROAT

: oropharynx (N) Bil VC'S 4 } many tonsils
Amygdalae } Adequate

NECK

: (N)

IMPRESSION :

ENT - clinically normal

D. H. Reddy

Consultant ENT

Dr. D. Hari Krishna Reddy
MS (ENT)
Head & Neck Surgeon
Reg. No: 88379


Name : Poonam Sex : F Age : 34

Date : 9/3/24


OPD No :

cat + ant

De int 

Smilesss 
MULTI SPECIALITY DENTAL CLINIC
Smile Confidently... Not Confidentially...
B.D.S, IMPLANTOLOGIST (USA)
1-3-1, Rajamudaliar Street, Kalasiguda,
Secunderabad, Cell : 8977910590

Sowmya


Smilesss 
MULTI SPECIALITY DENTAL CLINIC
Smile Confidently... Not Confidentially...
B.D.S, IMPLANTOLOGIST (USA)
1-3-1, Rajamudaliar Street, Kalasiguda,
Secunderabad, Cell : 8977910590



PARKLINE DIAGNOSTICS PVT. LTD.

L.G. 3, 4 & 5, Bhuvana Towers, Sarojini Devi Road, Secunderabad - 500 003 Tel : 040 - 4203 8139, 2784 5852
7995421787, 7093445852 Email : parklinediagnostics@gmail.com www.parklinediagnostics.com

TEST REPORT

Name : **MS.POONAM KUMARI [SPOUSE]** TID/SID : UMR1382496/
Age / Gender : 34 Years / Female Registered on : 09-Mar-2024 / 08:29 AM
Ref.By : - Collected on : 09-Mar-2024 / 08:29 AM
Reported on : 09-Mar-2024 / 09:38 AM
Reference : Medi Wheel
Req.No 
BIL4026079

DEPARTMENT OF CARDIOLOGY

2D Echo/Doppler Study

Mitral Valve	Normal
Aortic valve	Normal
Tricuspid valve	Normal
Pulmonary valve	Normal
Aorta	1.93 cm
Left Atrium	3.17 cm
Left Ventricle	LVDd: 3.97 cm IVSd : 0.9 cm EF: 74 % LVDs: 2.28 cm LVPwd: 1.19 cm FS: 42 %
RWMA	Nil
Right Atrium	Normal
Right Ventricle	Normal
Pulmonary Artery	Normal
IAS	Intact
IVS	Intact
Pericardium	Normal
Svc / Ivc	Normal
Intracardiac Masses	Nil
Doppler Study	Mitral flow: E: 0.7 m/sec A: 0.48 m/sec Aortic flow : 1.15 m/sec Pulmonary flow : 0.9 m/sec
Colour Doppler	No MR / AR / TR / PR
Conclusion	No RWMA. Normal valves/ Normal chambers. No MR/ AR/ TR / PR Good LV (LVEF 74 %)/ RV function. No diastolic dysfunction. No PE/ clot/ vegetation.

* Sample processed at Parkline

--- End Of Report ---


Dr. P. PRASHANT MARUTI
DM., Cardiology
Consultant Interventional Cardiologist
Reg. No. TSMC/FMR/25860



PARKLINE DIAGNOSTICS PVT. LTD.

L.G. 3, 4 & 5, Bhuvana Towers, Sarojini Devi Road, Secunderabad - 500 003 Tel : 040 - 4203 8139, 2784 5852
7995421787, 7093445852 Email : parklinediagnostics@gmail.com www.parklinediagnostics.com

TEST REPORT

Name	: Ms . POONAM KUMARI [SPOUSE]	TID	: UMR1382496
Age / Gender	: 34 Years / Female	Registered on	: 09-Mar-2024 08:29 AM
Ref.By	:	Reported On	: 09-Mar-2024 10:46 AM
Req. No	: BIL4026079	Reference	: Medi Wheel

DEPARTMENT OF ULTRASOUND Ultrasound Whole Abdomen

LIVER : Normal in size and echotexture. No focal lesions.
No IHBD /CBD dilatation. Portal vein is normal.

SPLEEN : Normal in size and echotexture. No focal lesion seen.

GALL BLADDER : Well distended. No sludge / gall stones / sol.
Gall bladder - Wall thickness is normal.
No pericholecystic oedema.

PANCREAS : Normal in size and echotexture.No calcification / sol.
Pancreatic duct is normal. No peripancreatic fluid collection.

RIGHT KIDNEY : 8.9 x 4.2 cms.
Normal in size and echotexture.
Cortical thickness is normal.
No evidence of calculi / sol.
Pelvi calyceal system is normal.

LEFT KIDNEY : 10.6 x 5.1 cms.
Normal in size and echotexture.
Cortical thickness is normal.
No evidence of calculi / sol.
Pelvi calyceal system is normal.


URINARY BLADDER : Well distended.Normal in contour.
Wall thickness is normal. No calculus / sol.

UTERUS : Anteverted measuring 8.6 x 2.8 x 4.8 cms - Normal in size and echotexture.
No space occupying lesion is seen.
Cervix is normal in size and echopattern.

ENDOMETRIUM : Normal - IUCD in situ.

OVARIES : Right ovary : 3.8 x 1.9 cms and Left ovary : 3.2 x 1.6 cms.
Both ovaries normal in size and echotexture.
No adnexal mass seen.
No fluid in POD.

IMPRESSION : IUCD in situ.
Clinical correlation.


Dr. D.J. MOHAN
MD DMRD
(Reg No. 8995)
Consultant Radiologist



PARKLINE DIAGNOSTICS PVT. LTD.

L.G. 3, 4 & 5, Bhuvana Towers, Sarojini Devi Road, Secunderabad - 500 003 Tel : 040 - 4203 8139, 2784 5852
7995421787, 7093445852 Email : parklinediagnostics@gmail.com www.parklinediagnostics.com

TEST REPORT

Name : Ms . POONAM KUMARI [SPOUSE]
Age / Gender : 34 Years / Female
Ref.By :
Req. No : BIL4026079

TID : UMR1382496
Registered on : 09-Mar-2024 08:29 AM
Reported On : 09-Mar-2024 12:09 PM
Reference : Medi Wheel

X-RAY CHEST PA VIEW

Lung fields are clear.

Cardia is normal.

Hila are normal.

C P angles are free.

Bony cage is normal.

Soft tissues are normal.

IMPRESSION : NORMAL CHEST X-RAY



Dr. SATHVINDER
MDRD
Regd.No: 56064
Consultant Radiologist

ID: 4020079
MS. POONAM KUMARI
Female 34Years

09-03-2024 09:13:20 BPL-12

HR : 70 bpm
P : 94 ms
PR : 153 ms
QRS : 81 ms
QT/QTc : 373/404 ms
P/QRS/T : 37/58/75 °
RV5/SV1 : 0.924/0.929 mV

Diagnosis Information:
Sinus Rhythm
Normal ECG

WHL

P
Dr. P. PRASHANT MARUTI
DM., Cardiology
Consultant Interventional Cardiologist
Reg. No. TSMC/FMR 25860

Report Confirmed by:



