

R



UHID	PT206347	LAB No	XRY2309578
Name	Mr. VARUN KUMAR	Regn. No	GEN2338215
Age / Sex	38 Yrs / M	Receiving Dt/Time	10-Feb-2024 11:55
		Reporting Dt/Time	10-Feb-2024 01:24 PM



XRAY

CHEST (PA)

Both lung fields are normal.

Cp angles are clear.

Hila are normal...

Heart size appears within normal limits.

Soft tissue shadows and bony thorax are normal.

Advised...please correlate clinically.

***** END OF REPORT *****

[Signature]
DR. N. K. SINGHA
M.B.B.S., D.M.R.D.
SENIOR CONSULTANT
Reg. No. 25137 (DMC)

DR. RAJESH MALHOTRA
MBBS, MD (RADIOLOGY)
CONSULTANT RADIOLOGY
Reg. No. DMC3299

DR. T. K. VOHRA
MD (RADIODIAGNOSIS)
SENIOR CONSULTANT
Reg. No. 3272 (DMC)

DR. RAJESH KOSHAL
MBBS, MD (RADIOLOGY)
CONSULTANT RADIOLOGY
Reg. No. DMC10407

DR. SHREYASH TIWARY
MBBS, MD (RADIOLOGY)
CONSULTANT RADIOLOGY
Reg. No. DMC85802

Facilities Available

- Multispeciality Hospital - 24 Hours Emergency - X-Ray/ ECG/ Ultrasound/ CT Scan - Dental - Fully Equipped Operation Theatre
- Fully Functional Lab - 24/7 Casualty/ ICU-Nursery 24/7 Pharmacy - Labour Room - All Speciality OPD - Laproscopic Surgery - ECHO - Plastic Surgery





NAME	MR VARUN KUMAR	AGE	38 YRS/M
REFD. BY.	HELATH CHEK UP	DATE	10.02.24

Ultrasound Examination of Whole Abdomen:

Liver: Liver shows normal parenchymal echotexture. No focal SOL is seen in liver. IHBR & portal radicles are normal.

Gallbladder: Gallbladder shows normal anechoic pattern. No evidence of cholecystitis or cholelithiasis seen. Common bile duct is normal in course & caliber.

Pancreas: Pancreas shows normal size & echotexture.

Spleen: Spleen shows normal size, outline & echotexture.

Kidneys: Kidneys show normal size, shape, position & echotexture. No calculus, hydronephrosis or SOL is seen in kidneys. Cortico- medullary differentiation and cortical thickness is normal on both sides.

No supra- renal mass seen.

Great abdominal vessels are normal.

Domes of diaphragm are seen to move normally & synchronously in respiration. No infra- or supradiaphragmatic collection seen.

No ascites or pericardial effusion seen.

No para aortic lymph nodes seen.

Urinary bladder: Urinary bladder shows normal anechoic pattern. No calculus, SOL or diverticulum seen.

Prostate: Prostate is normal in size & echotexture. Seminal vesicles are sonographically normal.

Regards,

Dr Mukesh Koshal MD (Rad- diag)
 Regn. No. DMC 10407

RADIOLOGIST :

Facilities Available





भारत सरकार
Government of India

भारतीय विशिष्ट ओળभाङ्ग प्राधिकरण
Unique Identification Authority of India

नमोद्वन संख संख्या/ Enrolment No.: 1104/60605/49362

To
कुमार वरुण
Kumar Varun
S/O: Thakur Jai Bhagwan,
C- 1 west vinod nagar,
st no-6,
delhi,
VTC: Shakar Pur Baramad,
PO: Shakarpur,
Sub District: Gandhi Nagar,
District: East Delhi,
State: Delhi,
PIN Code: 110092,
Mobile: 9925825537



तुमारी आधाङ्ग नंभर / Your Aadhaar No. :

7966 9228 7752
VID : 9140 5393 9541 3213

मारी आधाङ्ग, मारी ओलगभ



भारत सरकार
Government of India



Aadhaar no: 1104/60605/49362



कुमार वरुण
Kumar Varun
DOB: 26/07/1985
गुण MALE

आधाङ्ग मे ओलगभनी पुढावी छे, नाजकिता के जनतादीभनी नही, जनम तारीख आधाङ्ग नंभर धारक द्वारा जमा करावैल नियमीता उल्लेखित, जनम तारीखना दस्तावेजना पुढावा द्वारा आधाङ्गभुत माहिती पर आधारित छे.
आधाङ्ग पकरी यकालघो वु आहा छे, मे आहा द्वारा नियुक्त प्रमाणीकरण योजनी द्वारा ओलगभन प्रमाणीकरण द्वारा अथवा ओपिडेशन करीत पर उपलब्ध ओमआधाङ्ग अथवा आधाङ्ग क्रुम्भर सेन्टर ओपिडेशननी उपबोज करीने अथवा www.uidai.gov.in पर उपलब्ध सुरक्षित क्रुम्भर ओड रीडर ओपिडेशननी उपबोज करीने क्रुम्भर ओड सेन्टर द्वारा कवी जोडमे.
आधाङ्ग अनन्य अने सुरक्षित छे.
आधाङ्ग माटे नौपखानी तारीखधी छे 10 वर्ष पछी ओलगभ अने सरनामाने समर्थन आधारित दस्तावेजो आधारमा अपडेट कवा जोडमे.
आधाङ्ग तमने विविध सरकारी अने गिन-सरकारी बाबा/सेवाओने सरनामधी भेलववामा मद करे छे.
आधाङ्गमा तमारी मोबाईल नंभर अने ईमेल आहोडी अपडेट राबो.
आधाङ्ग सेवाओने वाज वैवा माटे mAadhaar ओप डाउनलोड करी.
आधाङ्ग/आधोमेट्रिकसनी उपबोज न करीत वमते सुरक्षा सुनिश्चित करवा माटे आधाङ्गने अंग करी/ओपिडेशन/ओपिडेशननी सुनिश्चानी उपबोज करी.
आधाङ्ग भेलववानी संस्थाओ समति भेलवववा माटे बंधावैरी छे.
Aadhaar is proof of identity, not of citizenship or date of birth (DOB). DOB is based on information supported by proof of DOB document specified in regulations, submitted by Aadhaar number holder.
This Aadhaar letter should be verified through either online authentication by UIDAI-appointed authentication agency or QR code scanning using mAadhaar or Aadhaar QR Scanner app available in app stores or using secure QR code reader app available on www.uidai.gov.in.
Aadhaar is unique and secure.
Documents to support identity and address should be updated in Aadhaar after every 10 years from date of enrolment for Aadhaar.
Aadhaar helps you avail of various Government and Non-Government benefits/services.
Keep your mobile number and email id updated in Aadhaar.
Download mAadhaar app to avail of Aadhaar services.
Use the feature of Lock/Unlock Aadhaar/biometrics to ensure security when not using Aadhaar/biometrics.
Entities seeking Aadhaar are obligated to seek consent.

7966 9228 7752

मारी आधाङ्ग, मारी ओलगभ



Government of India



माहिती / INFORMATION

- आधाङ्ग मे ओलगभनी पुढावी छे, नाजकिता के जनतादीभनी नही, जनम तारीख आधाङ्ग नंभर धारक द्वारा जमा करावैल नियमीता उल्लेखित, जनम तारीखना दस्तावेजना पुढावा द्वारा आधाङ्गभुत माहिती पर आधारित छे.
- आधाङ्ग पकरी यकालघो वु आहा छे, मे आहा द्वारा नियुक्त प्रमाणीकरण योजनी द्वारा ओलगभन प्रमाणीकरण द्वारा अथवा ओपिडेशन करीत पर उपलब्ध ओमआधाङ्ग अथवा आधाङ्ग क्रुम्भर सेन्टर ओपिडेशननी उपबोज करीने अथवा www.uidai.gov.in पर उपलब्ध सुरक्षित क्रुम्भर ओड रीडर ओपिडेशननी उपबोज करीने क्रुम्भर ओड सेन्टर द्वारा कवी जोडमे.
- आधाङ्ग अनन्य अने सुरक्षित छे.
- आधाङ्ग माटे नौपखानी तारीखधी छे 10 वर्ष पछी ओलगभ अने सरनामाने समर्थन आधारित दस्तावेजो आधारमा अपडेट कवा जोडमे.
- आधाङ्ग तमने विविध सरकारी अने गिन-सरकारी बाबा/सेवाओने सरनामधी भेलववामा मद करे छे.
- आधाङ्गमा तमारी मोबाईल नंभर अने ईमेल आहोडी अपडेट राबो.
- आधाङ्ग सेवाओने वाज वैवा माटे mAadhaar ओप डाउनलोड करी.
- आधाङ्ग/आधोमेट्रिकसनी उपबोज न करीत वमते सुरक्षा सुनिश्चित करवा माटे आधाङ्गने अंग करी/ओपिडेशन/ओपिडेशननी सुनिश्चानी उपबोज करी.
- आधाङ्ग भेलववानी संस्थाओ समति भेलवववा माटे बंधावैरी छे.
- Aadhaar is proof of identity, not of citizenship or date of birth (DOB). DOB is based on information supported by proof of DOB document specified in regulations, submitted by Aadhaar number holder.
- This Aadhaar letter should be verified through either online authentication by UIDAI-appointed authentication agency or QR code scanning using mAadhaar or Aadhaar QR Scanner app available in app stores or using secure QR code reader app available on www.uidai.gov.in.
- Aadhaar is unique and secure.
- Documents to support identity and address should be updated in Aadhaar after every 10 years from date of enrolment for Aadhaar.
- Aadhaar helps you avail of various Government and Non-Government benefits/services.
- Keep your mobile number and email id updated in Aadhaar.
- Download mAadhaar app to avail of Aadhaar services.
- Use the feature of Lock/Unlock Aadhaar/biometrics to ensure security when not using Aadhaar/biometrics.
- Entities seeking Aadhaar are obligated to seek consent.




भारतीय विशिष्ट ओलगभ प्राधिकरण
Unique Identification Authority of India



कुमार वरुण
S/O: Thakur Jai Bhagwan, C- 1 west vinod nagar, st no-6, delhi, Shakar Pur Baramad,
PO: Shakarpur, DIST: East Delhi,
Delhi - 110092

Address:
S/O: Thakur Jai Bhagwan, C- 1 west vinod nagar, st no-6, delhi, Shakar Pur Baramad,
PO: Shakarpur, DIST: East Delhi,
Delhi - 110092



7966 9228 7752

VID : 9140 5393 9541 3213

1947 | help@uidai.gov.in | www.uidai.gov.in

MALIK RADIX HEALTH CARE PVT. LTD.
C-217, C-218, Nirman Vihar,
Delhi-110092
Ph.: 011-49287458, 011-61381379
Regd. No. 607

Handwritten signature



CONSULTANTS ON PANEL

- PAEDIATRICS**
Dr. Ravi Malik (MBBS, MD)
Dr. Harit Prasad (MBBS, MD, Pdi)
Dr. Ritu Jain (MBBS, MD)
- GYNÆCOLOGY**
Dr. Renu Malik (MBBS, MD)
Dr. Manu Malhotra (MBBS, MD)
Dr. Raju (MBBS, MD)
Dr. Manu Gupta (MBBS, MD)
Dr. Veeresh Saini (MBBS, DGO)
Dr. Rupam Arora (MBBS, MD)
- DENTAL**
Dr. Shrutu Malik (BDS, MCh)
Dr. Annu Saini (BDS, MCh)
Dr. Ruchi Thakur (BDS, MCh)
Dr. Mani Mangla (BDS, MCh)
Dr. Tarun Mittal (BDS, MCh)
Dr. Gaetika Sharma (BDS)
Dr. Shilpa Verma (BDS)
- CHILD GASTROENTEROLOGY**
Dr. T. K. Mittal (MBBS, MD)
- MEDICINE**
Dr. A. S. Talwar (MBBS, MD)
Dr. Sunny Ujjal (MBBS, MD)
Dr. Sunanda Rajpal (MBBS, MD)
- RESPIRATORY MEDICINE/PULMONOLOGY**
Dr. Adhish Bhatia (MBBS, DNB)
- LAPAROSCOPY SURGERY**
Dr. Anu Jain (MBBS, MD)
Dr. Deepak Saini (MBBS, MD)
Dr. Pradeep Saini (MBBS, MD)
Dr. G. S. Gang (MBBS, MD)
- ORTHOPAEDICS**
Dr. Vikas Shrivastava (MBBS, MD, DOrtho, DNB)
Dr. Pradeep Aggarwal (MBBS, MD, DOrtho)
Dr. N. K. Tiwari (MBBS, MD, DOrtho)
Dr. Deepak Kumar Arora (MBBS, MD, DOrtho)
- EYE/OPHTHALMOLOGY**
Dr. Nishi Gupta (MBBS, MD, DNB, PGDIP)
Dr. Himanshu Singh Puri (MBBS, MD)
- ENT**
Dr. Shant Kumar Singh (MBBS, MD)
Dr. Pradeep Sharma (MBBS, MD)
Dr. Ashish Singh (MBBS, MD)
Dr. A. K. Lohan (MBBS, MD)
- RADIOLOGY/ULTRASOUND**
Dr. K. K. Datta (MBBS, DNB)
Dr. T. K. Jha (MBBS, MD)
Dr. Rajesh Malhotra (MBBS, MD)
Dr. Ashish Tumber (MBBS, MD)
- PATHOLOGY**
Dr. Reema Dalvi (MBBS, MD, FRC)
Dr. Meenu Aggarwal (MBBS, MD, FRC)
- ANAESTHESIA**
Dr. Rajesh Dhall (MBBS, MD)
Dr. Rakesh Arora (MBBS, MD)
Dr. P. K. Arora (MBBS, MD)
Dr. Swarni Gang (MBBS, MD)
- DERMATOLOGY**
Dr. Niharika Jha (MBBS, MD)
- PLASTIC & COSMETIC SURGERY**
Dr. Anshu Jain (MBBS, MD, MCh)
- PAEDIATRIC SURGERY**
Dr. Dharmendra Singh (MBBS, MD, MCh)
Dr. Sandeep Aggarwal (MBBS, MD, MCh)
- PAEDIATRIC NEPHROLOGY**
Dr. A. S. Vasudevan (MD, Dip. in Paed.)
- NEPHROLOGY**
Dr. Javed (MBBS, MD, Nephro)
- CARDIOLOGY**
Dr. Nishant Tyagi (MBBS, MD)
- NEUROLOGY**
Dr. Anil Saini (MBBS, MD)
- GASTROENTEROLOGY**
Dr. Deepak Lohan (MBBS, MD)
Dr. Ramesh Aggarwal (MBBS, MD)
Dr. Babak Goyal (MBBS, MD)
Dr. Ankur Singhal (MBBS, MD)
- UROLOGY**
Dr. Nishi Sharma (MBBS, MD)
Dr. Ankur Singhal (MBBS, MD)
- PSYCHIATRY**
Dr. Mahu Sharma (MBBS, MD)
- PHYSIOTHERAPY**
Dr. Kirti Dhillon
Dr. Neel Kumar
- NUTRITIONIST**
Dr. Deepika Kohli
Dr. Sakshi Rana
- CLINICAL PSYCHOLOGIST**
Dr. Sarika Singh

Dr. Shrutu Malik

BDS, MDS (Endodontics)
☎ +91-9899561092

**Timings : 10:00 am. to 2:00 pm.
6:00 pm. to 8:30 pm.**

Name : Varun Kumar
Age/Sex : 38y / M
Date : 10/2/24

For Appointment

☎ 011-45152510
☎ +91-9999254639

CLINICAL EXAMINATION:-

1. TMJ:-

Routine checking

2. DENTAL STATUS:

M.H Not Relevant

- a. Caries Teeth :
- b. Fracture Teeth :
- c. Root Stumps :
- d. Gingivitis :
- e. Periodontitis :
- f. Impacted Teeth :
- g. Malaligned Teeth :

0/E

	<u>Carious</u>	
<u>8</u>	<u>7</u>	<u>6</u>
		<u>8</u>

3. ORAL LESIONS:-

Secondary
Calculus +

4. DIAGNOSIS:-

Adv. - OPG
- Oral prophylaxis

5. TREATMENT PLANNING:

- P-kil

6. FOLLOW UP:-

Referral To Other Consultant: Yes/ No

If Yes, please mention the Name:

Geetika

Doctor's Signature

Facilities Available :

- * MULTI-SPECIALITY HOSPITAL * MODULAR FULLY EQUIPPED OT * NURSERY * LAPROSCOPIC SURGERY
- * 24X7 EMERGENCY * OPG * DENTAL * 24X7 DIAGNOSTICS * LABOUR ROOM * ECHO * EEG * DIGITAL X-RAY * CT SCAN
- * ECG * ULTRASOUND * RICU/ICU * ALL SPECIALITY OPD * PLASTIC & COSMETIC SURGERY * DIALYSIS * PHARMACY

MALIK RADIX HEALTHCARE PVT LTD
 UNI-EMC-217/218 NIRMAN VIHAR VIKAS MARG
 DELHI 110092

Linked Median
 Speed : 25 mm/s
 Sensitivity : 10 mm/mV

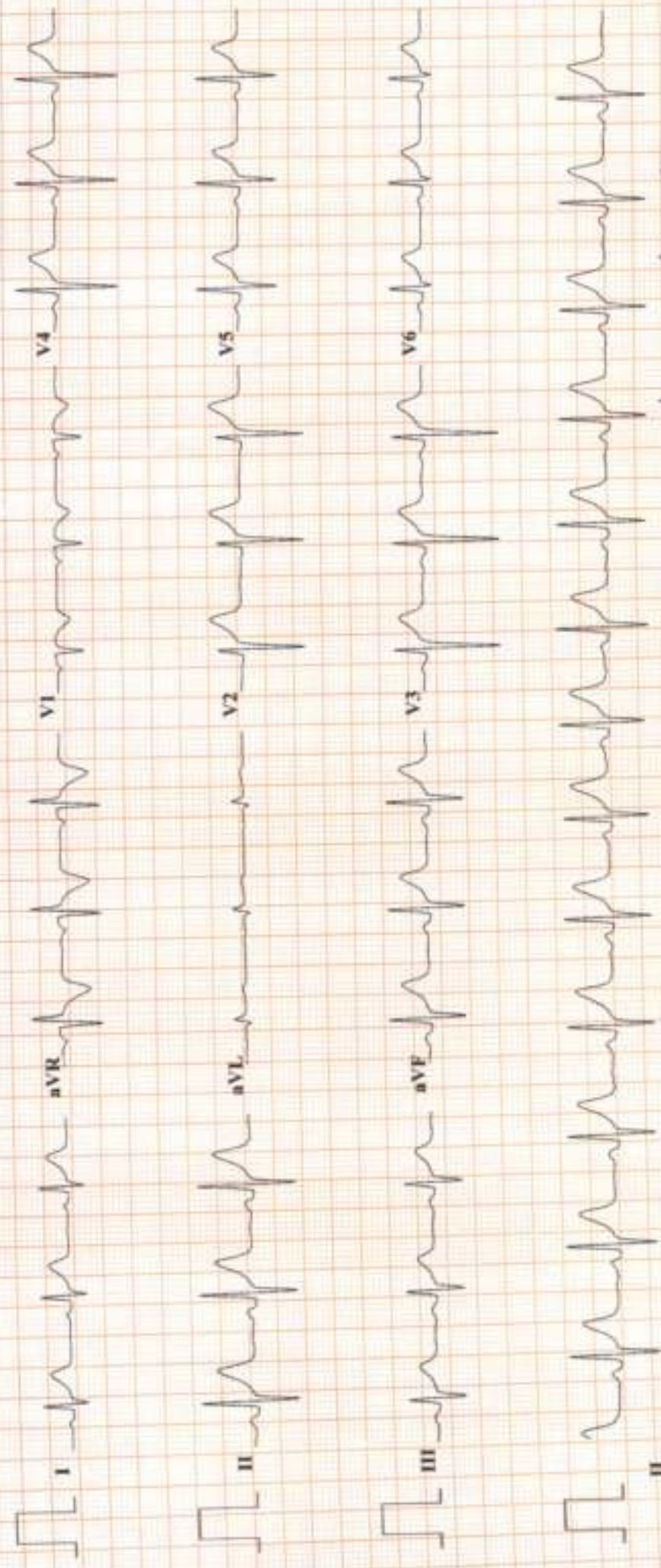
P Duration : 73 ms
 PR Duration : 199 ms
 QRS Duration : 86 ms
 QT Interval : 323 ms
 QTc Interval : 363 ms

RATE : 84 bpm
 BP : N/A
 P Axis : 56 deg
 T Axis : 38 deg

VARUN KUMAR

ID : 2845
 AGE/SEX : 38 Yr/M
 HT/WT : /
 DATE : 10-02-2024 12:33:06 PM
 REF BY : Dr.

MACHINE INTERPRETATION : Sinus Rhythm. RVH To Be Ruled out.



Imp:- Normal ECG.

Dr. SHEKH HAZIF AHMED
 M.D. Physician
 PECC

DMC-45499

Dr.

RADIX MALIK HOSPITAL

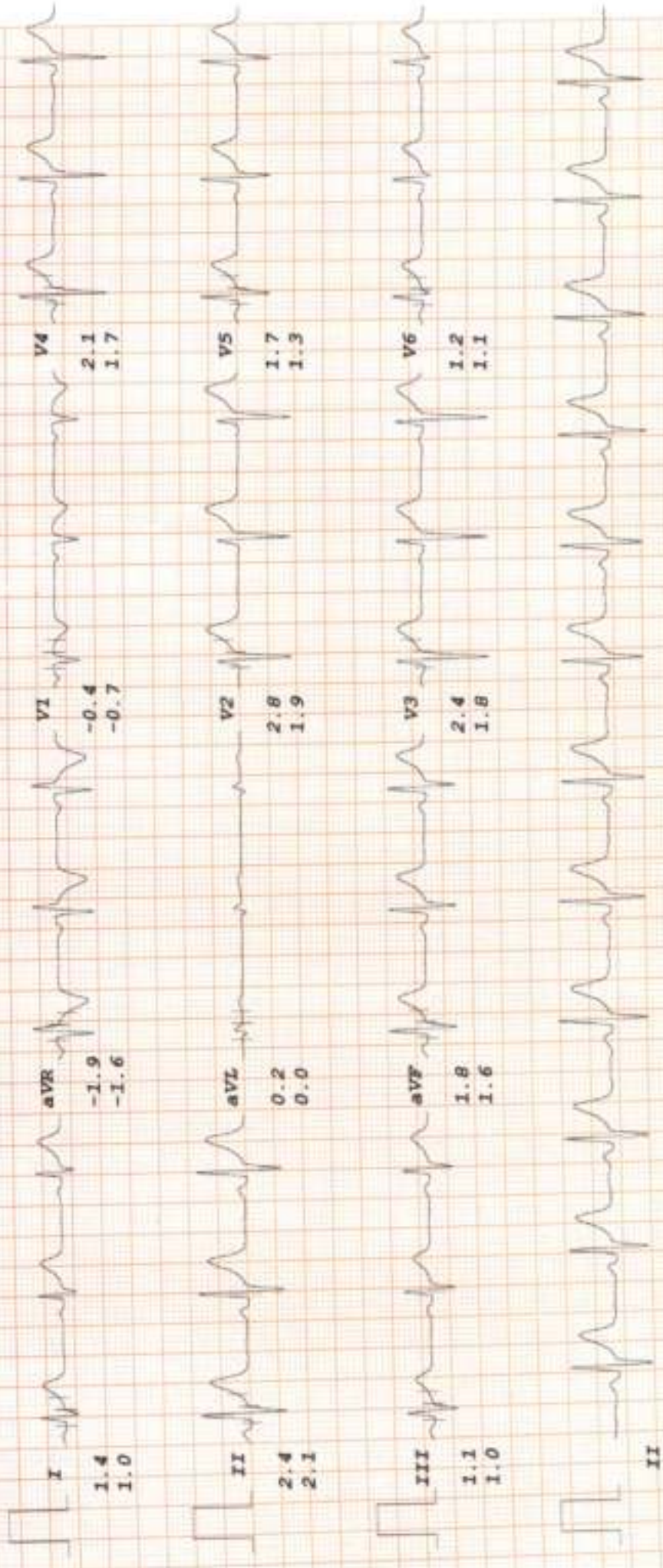
VARUN KUMAR

I. D. 2387
Age 38/M
Date 10-02-2024

RATE 75bpm
B.P. 120/80

PRETEST
STANDING
ST # 10mm/mV
80ms PostJ

LINKED MEDIAN



RADIX MALIK HOSPITAL

ST @ 10mm/mV
80ms PostJ

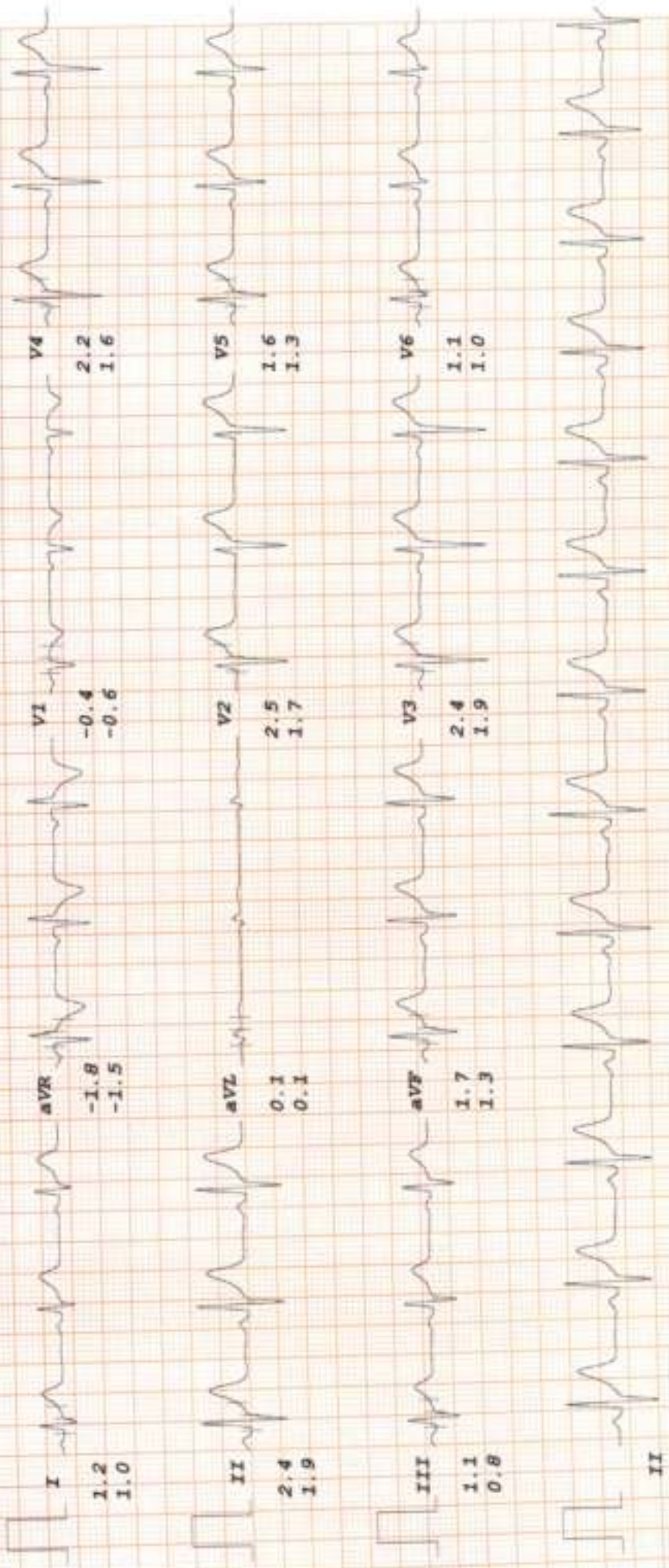
LINKED MEDIAN

PRETEST
HYPERVENT

PHASE TIME 0:07

VARUN KUMAR
I.D. 2387
Age 36/M
Date 10-02-2024

RATE 78bpm
B.P. 120/80



RADIX MALIK HOSPITAL

ST. θ 10mm/mV

Bruce

80ms PostJ

Speed 2.7 km/hr

LINKED MEDIAN.

Stage 1

TOTAL TIME 2:55

PHASE TIME 2:55

RATE 102bpm

B.P. 124/82

VARUN KUMAR

I.D. 2387

Age 38/M

Date 10-02-2024



All rights reserved. Quality Assurance - Corrected. Any copies of this report should be sent to the printer. (Printed on 10-02-2024 at 10:00:00 AM)

RADIX MALIK HOSPITAL

VARUN KUMAR

I.D. 2387
Age 36/M
Date 10-02-2024

RATE 121bpm
B.P. 126/84

Bruce
Stage 2
TOTAL TIME 5:55
PHASE TIME 2:55

ST # 10mm/mV
80ms PostJ
Speed 4 km/hr
SLOPE 12 %

LINKED MEDIAN.



RADIX MALIK HOSPITAL

VARUN KUMAR

I.D. 2387

Age 38/M

Date 10-02-2024

RATE 125bpm

B.P. 130/86

Bruce

Stage 3

TOTAL TIME 8:55

PHASE TIME 2:55

ST # 10mm/mV

80ms PostJ

Speed 5.4 km/hr

SLOPE 14 %

LINKED MEDIAN



RADIX MALIK HOSPITAL

VARUN KUMAR

I.D. 2397
Age 38/M
Date 10-02-2024

RATE 165bpm
B.P. 134/88

Bruce

FK-EXERCISE

TOTAL TIME 10:16
PHASE TIME 1:16

ST θ 10mm/mV

80ms PostJ
Speed 6.7 km/hr
SLOPE 16 %

LINKED MEDIAN



RADIX MALIK HOSPITAL

VARUN KUMAR

I.D. 2387

Age 38/M

Date 10-02-2024

RATE 89bpm

B.P. 132/86

Bruce

RECOVERY

TOTAL TIME 13:21

PHASE TIME 2:55

ST θ 10mm/mV

80ms PostJ

LINKED MEDIAN



RADIX MALIK HOSPITAL

ST @ 10mm/mV
80ms PostU

Bruce

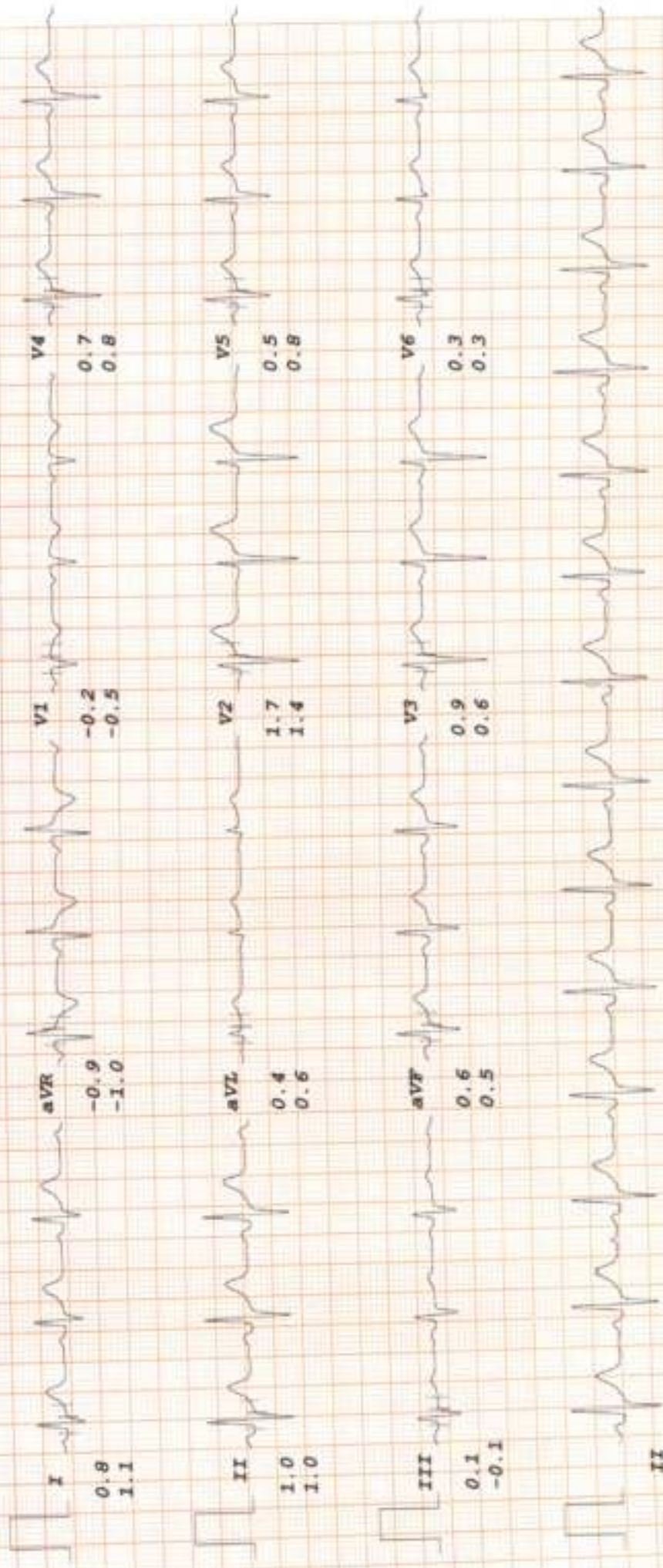
RECOVERY

TOTAL TIME 16:21
PHASE TIME 5:55

RATE 90bpm
B.P. 130/84

VARUN KUMAR
I.D. 2387
Age 38/M
Date 10-02-2024

LINKED MEDIAN



RADIX
HEALTH
care



Malik Radix Healthcare

C/217, C/218, Vikas Marg, Nirman Vihar, New Delhi-110092
A Unit of Malik Radix Healthcare
Toll Free - 1800-120-5457
Whatsapp No. - 9811550650
E-mail: info@radixhealthcare.org
Website: www.radixhealthcare.org



Mr. Varun Kumar
Age - 38 yrs / M

10/02/24

Routine Exam

using sex Computer
viz

Vis S/O ~~eff~~
S/O ~~eff~~

Near Vis ~~NO~~
NO

Color Vis ~~WNL~~
WNL

Dr. Nidhi Gupta
MBBS, MS, DNB
Consultant Ophthalmologist
Malik Radix Healthcare Pvt. Ltd.
DMC No. 121681

Facilities Available

- Multispeciality Hospital - 24 Hours Emergency - X-Ray/ ECG/ Ultrasound/ CT Scan - Dental - Fully Equipped Operation Theatre
- Fully Functional Lab - 24/7 Casualty/ ICU-Nursery 24/7 Pharmacy - Labour Room - All Speciality OPD - Laproscopic Surgery -
ECHO - Plastic Surgery



LAB REPORT

Reg. Date	10/02/2024	Patient Id	2402100013	DOB.	
Name	MR. VARUN KUMAR	Gender	M	Perm. ID	
Age	38 Yrs.	Panel	MEDIWHEEL	Reported	10/02/2024 17:28:28
Ref. By	MEDIWHEEL				

Test Name	Result	Units	Ref. Range
-----------	--------	-------	------------

MEDIWHEEL ANNUAL PLUS

HAEMATOLOGY

COMPLETE HAEMOGRAM

HAEMOGLOBIN (HB%)	14.9	gm/dl	13 - 18
TOTAL LEUCOCYTE COUNT (TLC)	6,100	/cumm	4000 - 11000

DIFFERENTIAL LEUCOCYTE COUNT (DLC)

NEUTROPHIL	53	%	40 - 80
LYMPHOCYTE	39	%	28 - 55
MONOCYTE	04	%	02 - 10
EOSINOPHIL	04	%	01 - 06
BASOPHIL	00	%	0 - 0

ESR (WESTEGREN'S METHOD)	10	mm/1st hr.	0 - 10
R B C COUNT	4.69	Millions/cmm	4.247 - 5.4
P.C.V / HAEMATOCRIT	45.0	%	40 - 54
M C V	96.0	fl.	80 - 100
M C H	31.8	Picogram	27.0 - 31.0
M C H C	33.1	gm/dl	33 - 37
PLATELET COUNT	2.24	Lakh/cu mm	1.50 - 4.50

BLOOD GROUP ABO

" O "

RH TYPING

Positive

BLOOD SUGAR FASTING	103.37	mg/dl	70 - 100
---------------------	--------	-------	----------

BLOOD SUGAR PP	113.1	mg/dl	90 - 140
----------------	-------	-------	----------

THYROID PROFILE

Free T3 ELISA	3.11	ng/ml	02 - 04
Free T4 ELISA	1.51	ug/dl	0.8 - 2.7

Checked by : _____
 Page 1 Contd...2

If test results are alarming or unexpected, patient is advised to contact the laboratory immediately for possible remedial action.

Facilities Available

- Multispeciality Hospital - 24 Hours Emergency - X-Ray/ ECG/ Ultrasound/ CT Scan - Dental- Fully Equipped Operation Theatre
- Fully Functional Lab - 24/7 Casualty/ ICU-Nursery 24/7 Pharmacy - Labour Room - All Speciality OPD - Laproscopic Surgery -
- ECHO - Plastic Surgery



LAB REPORT

Reg. Date	10/02/2024	Patient Id	2402100013	DOB.	
Name	MR. VARUN KUMAR	Gender	M	Perm. ID	
Age	38 Yrs.	Panel	MEDIWHEEL	Reported	10/02/2024 17:28:28
Ref. By	MEDIWHEEL				

Test Name	Result	Units	Ref. Range
TSH Serum/ELFA	1.690	uIU/ml	0.25 - 5.50 uIU/ml

Interpretation

Clinical Use

- Diagnose Hypothyroidism and Hyperthyroidism
- Monitor T4 replacement or T4 suppressive Therapy
- Quantify TSH levels in the subnormal range

Increased Levels : Primary Hypothyroidism Subclinical Hypothyroidism, TSH dependent, Thyroid Hormone Resistance.

Decreased Levels : Grave's Disease, Autonomous Thyroid Hormone Secretion, TSH Deficiency

LIPID PROFILE

TOTAL CHOLESTEROL	159.70	mg/dL	130.0 - 200.0 (<200)
TRIGLYCERIDES	149.10	mg/dL	80.5 - 150.0 (<150)
H D L CHOLESTEROL DIRECT	37.1	mg/dL	35.0 - 60.0 (<40->59)
V L D L	29.8	mg/dL	4.0 - 30. (23-45)
L D L CHOLESTEROL	92.8	mg/dL	50.0 - 150.0 (50-150)
TOTAL CHOLESTEROL / HDL RATIO	4.3		3.3 - 5.1
LDL / HDL CHOLESTEROL RATIO	2.5		1.5 - 3.5

LIVER FUNCTION TEST (LFT)

BILIRUBIN TOTAL	1.10	mg/dl	0.2 - 1.2
-----------------	------	-------	-----------

Checked by : _____
 Page 2 Contd...3

If test results are alarming or unexpected, patient is advised to contact the laboratory immediately for possible remedial action.

Facilities Available

- Multispecialty Hospital - 24 Hours Emergency - X-Ray/ ECG/ Ultrasound/ CT Scan - Dental- Fully Equipped Operation Theatre
 - Fully Functional Lab - 24/7 Casualty/ ICU-Nursery 24/7 Pharmacy - Labour Room - All Speciality OPD - Laproscopic Surgery -
 ECHO - Plastic Surgery



LAB REPORT

Reg. Date	10/02/2024	Patient Id	2402100013	DOB.	
Name	MR. VARUN KUMAR	Gender	M	Perm. ID	
Age	38 Yrs.	Panel	MEDIWHEEL	Reported	10/02/2024 17:28:28
Ref. By	MEDIWHEEL				

Test Name	Result	Units	Ref. Range
CONJUGATED (D. BILIRUBIN)	0.48	mg/dl	0.00 - 0.3
UNCONJUGATED (L.D.BILIRUBIN)	0.62	mg/dl	0.2 - 0.9
SGOT / AST	27.10	IU/L	0 - 35
SGPT / ALT	14.1	IU/L	0 - 35
ALKALINE PHOSPHATASE	150.60	U/L	64 - 306
TOTAL PROTEIN	7.15	gm/dl	6.0 - 8.3
ALBUMIN	4.97	gm/dl	3.2 - 5.0
GLOBULIN	2.18	gm/dl	2.5 - 5.6
A/G RATIO	2.28		0.9 - 2.0
GAMMA GT	20.14	IU/L	0.0 - 45.0
SERUM CREATININE	1.00	mg/dl	0.7 - 1.4
SERUM URIC ACID	4.97	mg/dl	3.4 - 7.0
BLOOD UREA NITROGEN (BUN)	9.12	mg/dl	6.0 - 21.0
BUN/CREAT RATIO	9.12	mg/dl	

10 - 20

Urine Routine Examination

PHYSICAL EXAMINATION

QUANTITY	20	ml.	
COLOUR	Pale Yellow		Pale Yellow
TRANSPARENCY	Clear		
SPECIFIC GRAVITY	1.010		
PH	6.0		

CHEMICAL EXAMINATION

ALBUMIN	Nil
SUGAR	Nil

MICROSCOPIC EXAMINATION

PUS CELLS	0-1	/HPF
-----------	-----	------

Checked by : _____

Page 3 Contd...4

If test results are alarming or unexpected, patient is advised to contact the laboratory immediately for possible remedial action.

Facilities Available

- Multispeciality Hospital - 24 Hours Emergency - X-Ray/ ECG/ Ultrasound/ CT Scan - Dental- Fully Equipped Operation Theatre
- Fully Functional Lab - 24/7 Casualty/ ICU-Nursery 24/7 Pharmacy - Labour Room - All Speciality OPD - Laproscopic Surgery - ECHO - Plastic Surgery



LAB REPORT

Reg. Date	10/02/2024	Patient Id	2402100013	DOB.	
Name	MR. VARUN KUMAR	Gender	M	Perm. ID	
Age	38 Yrs.	Panel	MEDIWHEEL	Reported	10/02/2024 17:28:28
Ref. By	MEDIWHEEL				

Test Name	Result	Units	Ref. Range
RBC'S	Nil	/HPF	
CASTS	Nil		
CRYSTALS	NIL		
EPITHELIAL CELLS	0-1	/HPF	
BACTERIA	Nil		
OTHERS	Nil		

Dr. **REEM DAHIA**
 M.B.B.S, MD (Path)
 Checked by: _____
 Malik Radix Healthcare Page 4 of 6
 C-217, C-218, Nirman Vihar

DR. MEENU AGGARWAL
 M.B.B.S, MD (Path.)

If test result is alarming or unexpected, patient is advised to contact the laboratory immediately for possible remedial action.

Facilities Available

- Multispeciality Hospital - 24 Hours Emergency - X-Ray/ ECG/ Ultrasound/ CT Scan - Dental- Fully Equipped Operation Theatre
- Fully Functional Lab - 24/7 Casualty/ ICU-Nursery 24/7 Pharmacy - Labour Room - All Speciality OPD - Laproscopic Surgery - ECHO - Plastic Surgery

Patient Name : Mr VARUN KUMAR
DOB/Age/Gender : 38 Y/Male
Patient ID / UHID : 7128002/OF7128002
Referred By : Dr.DR SELF
Sample Type : Whole blood EDTA
Barcode No : HY046249

Bill Date : Feb 10, 2024, 02:13 PM
Sample Collected : Feb 10, 2024, 02:13 PM
Sample Received : Feb 10, 2024, 06:20 PM
Report Date : Feb 10, 2024, 08:28 PM
Report Status : Final Report



Test Description	Value(s)	Unit(s)	Reference Range
------------------	----------	---------	-----------------

HEMATOLOGY REPORT

HbA1c (Glycosylated Haemoglobin)

Glycosylated Hemoglobin (HbA1c) Method : HPLC	5.4	%	< 5.7
Estimated Average Glucose	108.28		

Interpretation:

Interpretation For HbA1c% As per American Diabetes Association (ADA)

Reference Group	HbA1c in %
Non diabetic adults >=18 years	<5.7
At risk (Prediabetes)	5.7 - 6.4
Diagnosing Diabetes	>= 6.5
Therapeutic goals for glycemic control	Age > 19 years Goal of therapy: < 7.0 Age < 19 years Goal of therapy: <7.5

Note:

1. Since HbA1c reflects long term fluctuations in the blood glucose concentration, a diabetic patient who is recently under good control may still have a high concentration of HbA1c. Converse is true for a diabetic previously under good control but now poorly controlled.
2. Target goals of < 7.0 % may be beneficial in patients with short duration of diabetes, long life expectancy and no significant cardiovascular disease. In patients with significant complications of diabetes, limited life expectancy or extensive co-morbid conditions, targeting a goal of < 7.0 % may not be appropriate

Comments :

HbA1c provides an index of average blood glucose levels over the past 8 - 12 weeks and is a much better indicator of long term glycemic control as compared to blood and urinary glucose determinations ADA criteria for correlation between HbA1c & Mean plasma glucose levels.

HbA1c(%)	Mean Plasma Glucose (mg/dL)	HbA1c(%)	Mean Plasma Glucose (mg/dL)
6	126	12	298
8	183	14	355
10	240	16	413

Sohini Sengupta

Dr. Sohini Sengupta
 MD (C Biochemistry), DNB,
 FNB (Lab Medicine)
 Medical Laboratory Director
 HDD (Biochemistry & Special Assays)



Booking Centre :- Malik Radix Healthcare (Delhi), C-218, Nirman Vihar, Vikas Marg
 Processing Lab :- Redcliffe Lifetech Pvt. Ltd., H-55, Sector-63, Noida, Uttar Pradesh - 201301