



भारत सरकार

Government of India



ನಯಾಜ ಮಾಬೂಬಸಾಬ ಯಾದವಾಡ

Nayaz Maboobsab Yadawad

ಜನ್ಮ ದಿನಾಂಕ / DOB: 29/03/1990

ಪುರುಷ / Male



7508 4290 3253

मेरा आधार, मेरी पहचान



भारतीय विशिष्ट पहचान प्राधिकरण


Unique Identification Authority of India



ವಿಳಾಸ: S/O ಮಬೂಬಸಾಬ, #೩೩೨ಎ/೧, ಕೇರಿ ಓಣಿ,
ಕಲಘಟಗಿ, ಧಾರವಾಡ, ಕರ್ನಾಟಕ, 581204

Print Date: 26/02/2022

Address: S/O Maboobsab, #332A/1, Keri
Oni, Kalaghatagi, Dharwad, Karnataka,
581204



7508 4290 3253



1947



help@uidai.gov.in



www.uidai.gov.in



58 (45) / Mr Nayaz Maboobsab Yadwad / 34 Yrs / M / 161 Cms / 59 Kg
 Date: 19 / 11 / 2024 12:35:13 PM

Stage	Time	Duration	Speed(mph)	Elevation	METs	Rate	% THR	BP	RPP	PVC	Comments
Standing	00:05	0:05	00.0	00.0	01.0	117	63 %	130/90	152	00	
HV	00:22	0:17	00.0	00.0	01.0	108	58 %	130/90	140	00	
Warm Up	00:42	0:20	00.0	00.0	01.0	106	57 %	130/90	137	00	
ExStart	02:51	2:09	01.0	00.0	01.0	125	67 %	130/90	162	00	
BRUCE Stage 1	05:51	3:00	01.7	10.0	04.7	136	73 %	135/95	183	00	
BRUCE Stage 2	08:51	3:00	02.5	12.0	07.1	152	82 %	135/95	205	00	
PeakEx	11:49	2:58	03.4	14.0	10.2	172	92 %	135/95	232	00	
Recovery	12:49	1:00	01.1	00.0	01.1	156	84 %	135/95	210	00	
Recovery	13:49	2:00	00.0	00.0	01.0	141	76 %	130/90	183	00	
Recovery	14:49	3:00	00.0	00.0	01.0	132	71 %	130/90	171	00	
Recovery	14:53	3:05	00.0	00.0	01.0	132	71 %	130/90	171	00	

FINDINGS :

Exercise Time : 08:58
 Initial HR (ExStrt) : 125 bpm 67% of Target 186
 Initial BP (ExStrt) : 130/90 (mm/Hg)
 Max WorkLoad Attained : 10.2 Good response to induced stress
 Max ST Dep Lead & Avg ST Value : V2 & -4.8 mm in Stage 2
 Duke Treadmill Score : 07.5
 Test End Reasons : Test Complete

Max HR Attained 172 bpm 92% of Target 186
 Max BP Attained 135/95 (mm/Hg)
 VO2Max : 35.7 ml/Kg/min (Fair)

Dr. N. I. Hebsur
 M.S.
 Medical Officer,
HEBSUR HOSPITAL,
 Deshpande Nagar, HUBLI-29.
 Reg. No. 31764

REPORT :

TMT is Negative for Inducible Ischemia

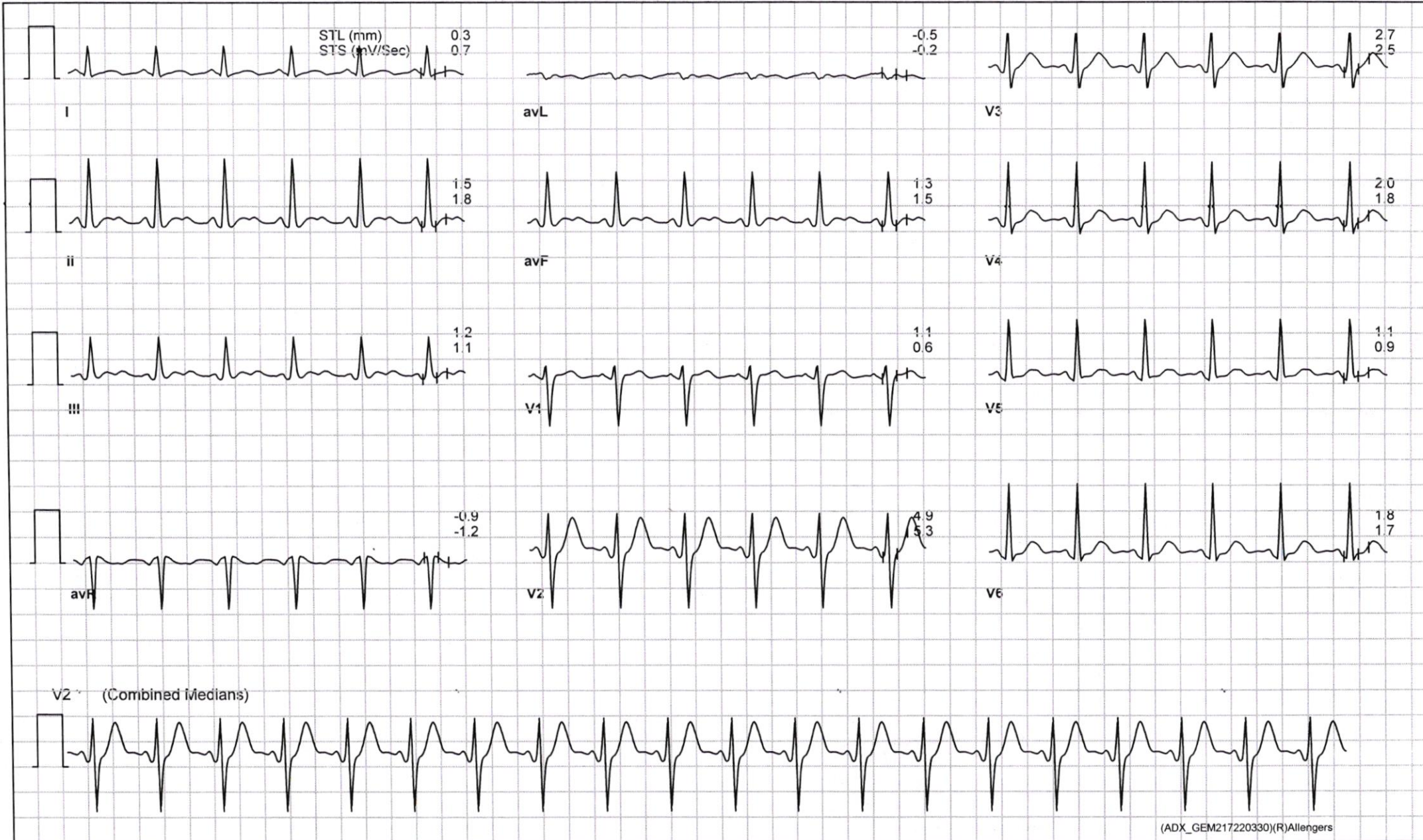
Dr. Sharat M. Vijapur
 M.B.B.S., M.D., DM (CC) (India)
 Consultant Interventional Cardiologist
 Reg No 71070 Date: 18/11/24

Doctor : Dr Sharat Vijapur



Date: 19 / 11 / 2024 12:35:13 PM METs : 1.0 HR : 117 Target HR : 63% of 186 BP : 130/90 Post J @80mSec

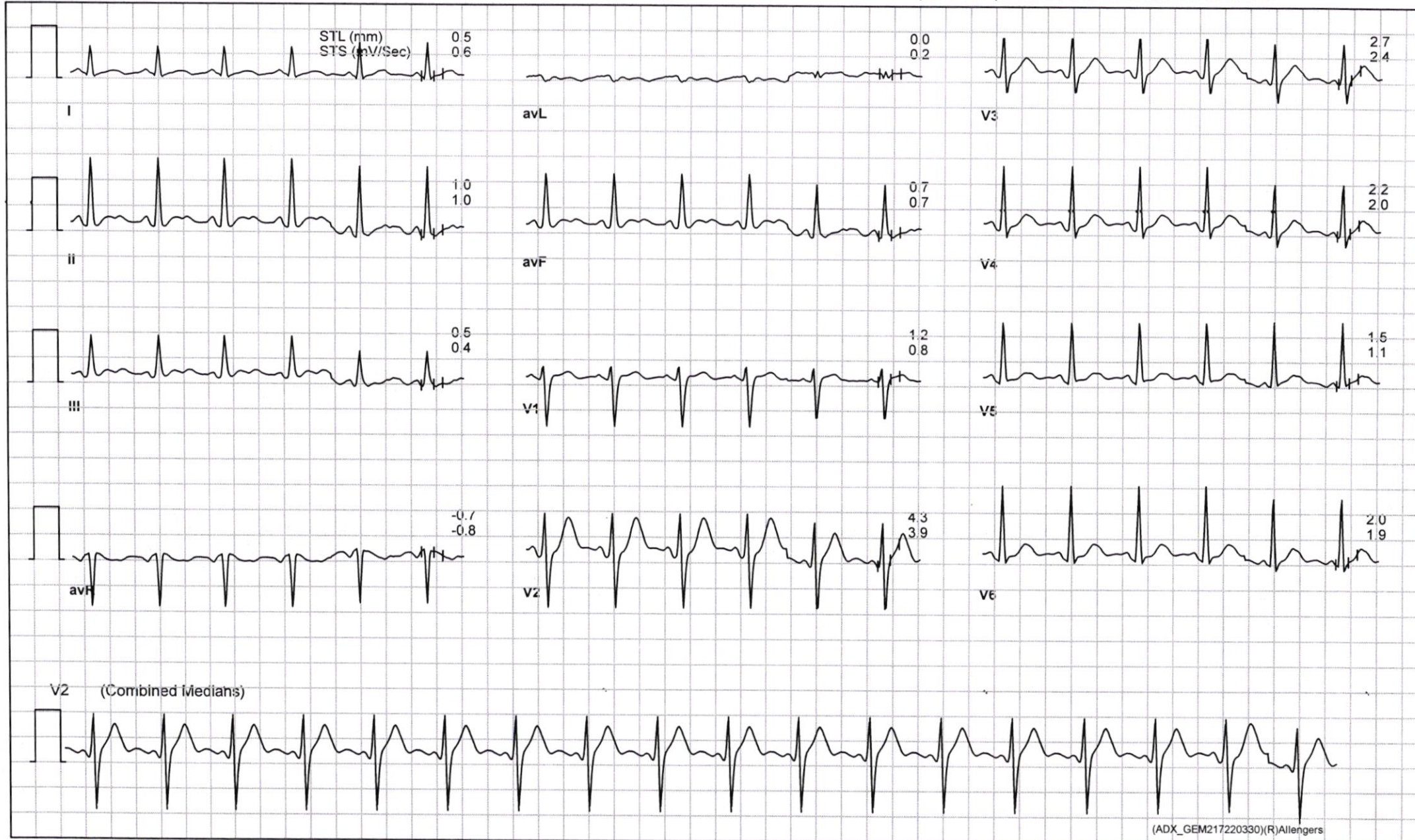
ExTime: 00:00 Speed: 0.0 mph Grade : 00.00 % 25 mm/Sec. 1.0 Cm/mV





Date: 19 / 11 / 2024 12:35:13 PM METs : 1.0 HR : 108 Target HR : 58% of 186 BP : 130/90 Post J @80mSec

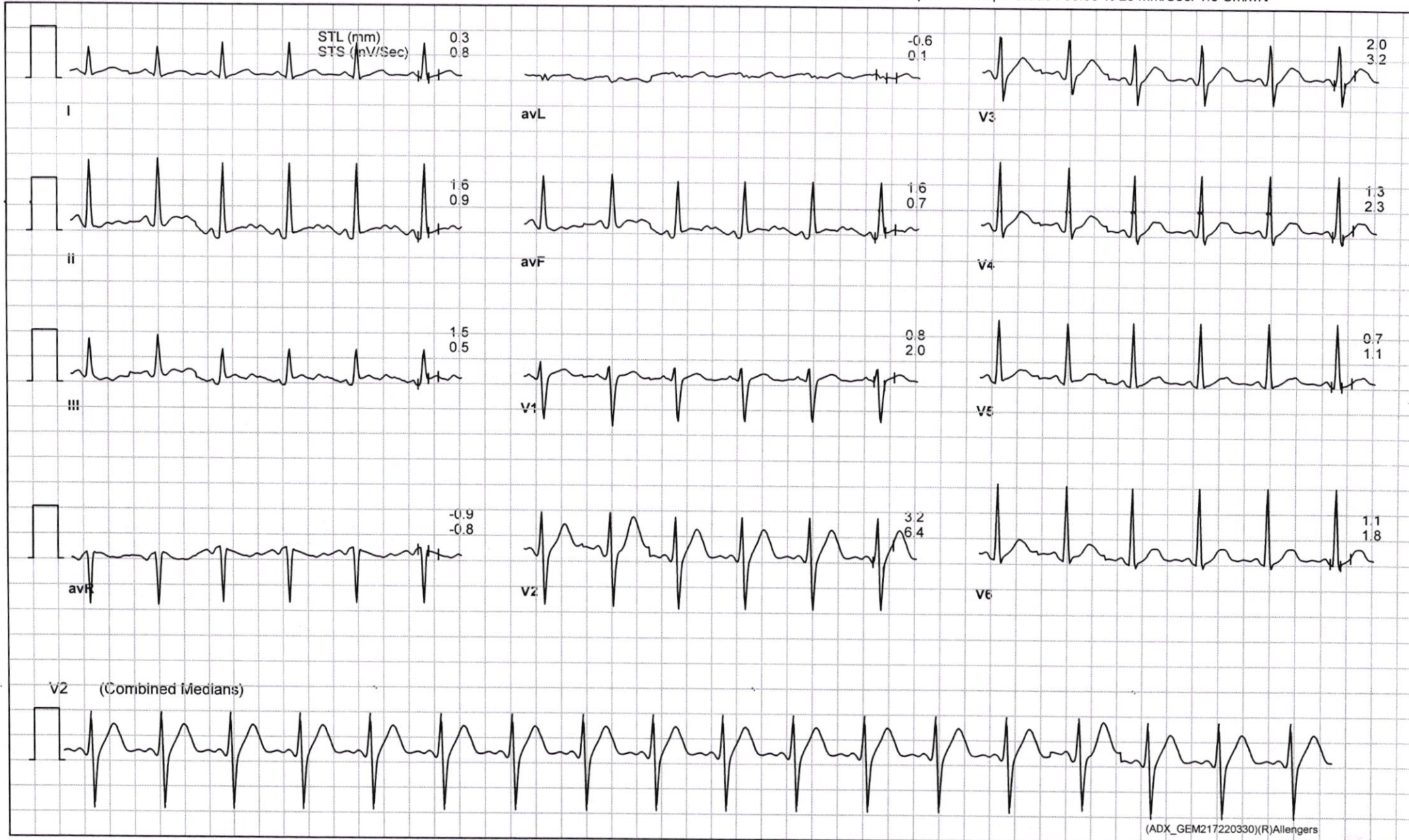
ExTime: 00:00 Speed: 0.0 mph Grade : 00.00 % 25 mm/Sec. 1.0 Cm/mV





Date: 19 / 11 / 2024 12:35:13 PM METs : 1.0 HR : 106 Target HR : 57% of 186 BP : 130/90 Post J @80mSec

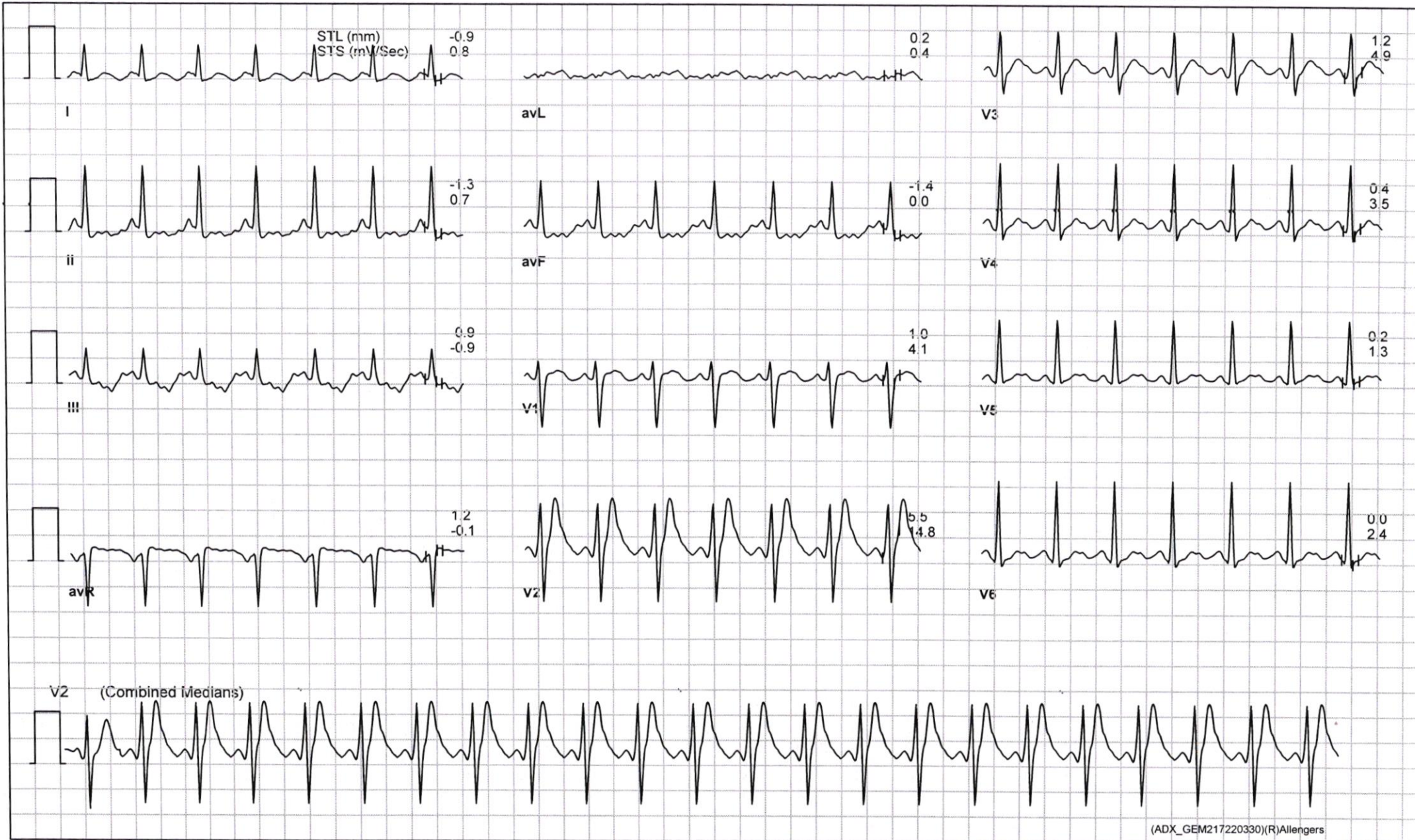
ExTime: 00:00 Speed: 0.0 mph Grade : 00.00 % 25 mm/Sec. 1.0 Cm/mV





Date: 19 / 11 / 2024 12:35:13 PM METs : 4.7 HR : 136 Target HR : 73% of 186 BP : 135/95 Post J @40mSec

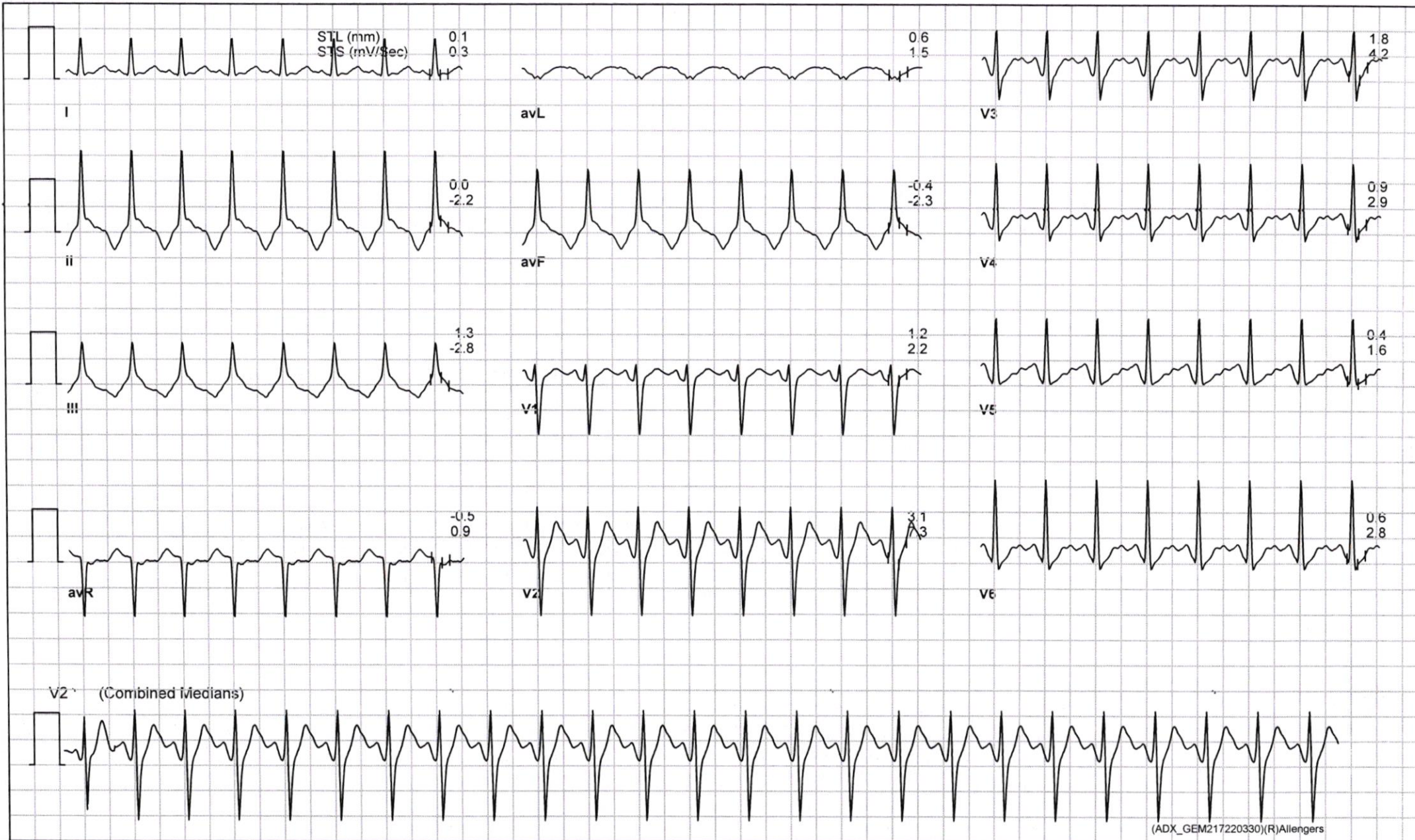
ExTime: 03:00 Speed: 1.7 mph Grade : 10.00 % 25 mm/Sec. 1.0 Cm/mV





Date: 19 / 11 / 2024 12:35:13 PM METs : 7.1 HR : 152 Target HR : 82% of 186 BP : 135/95 Post J @60mSec

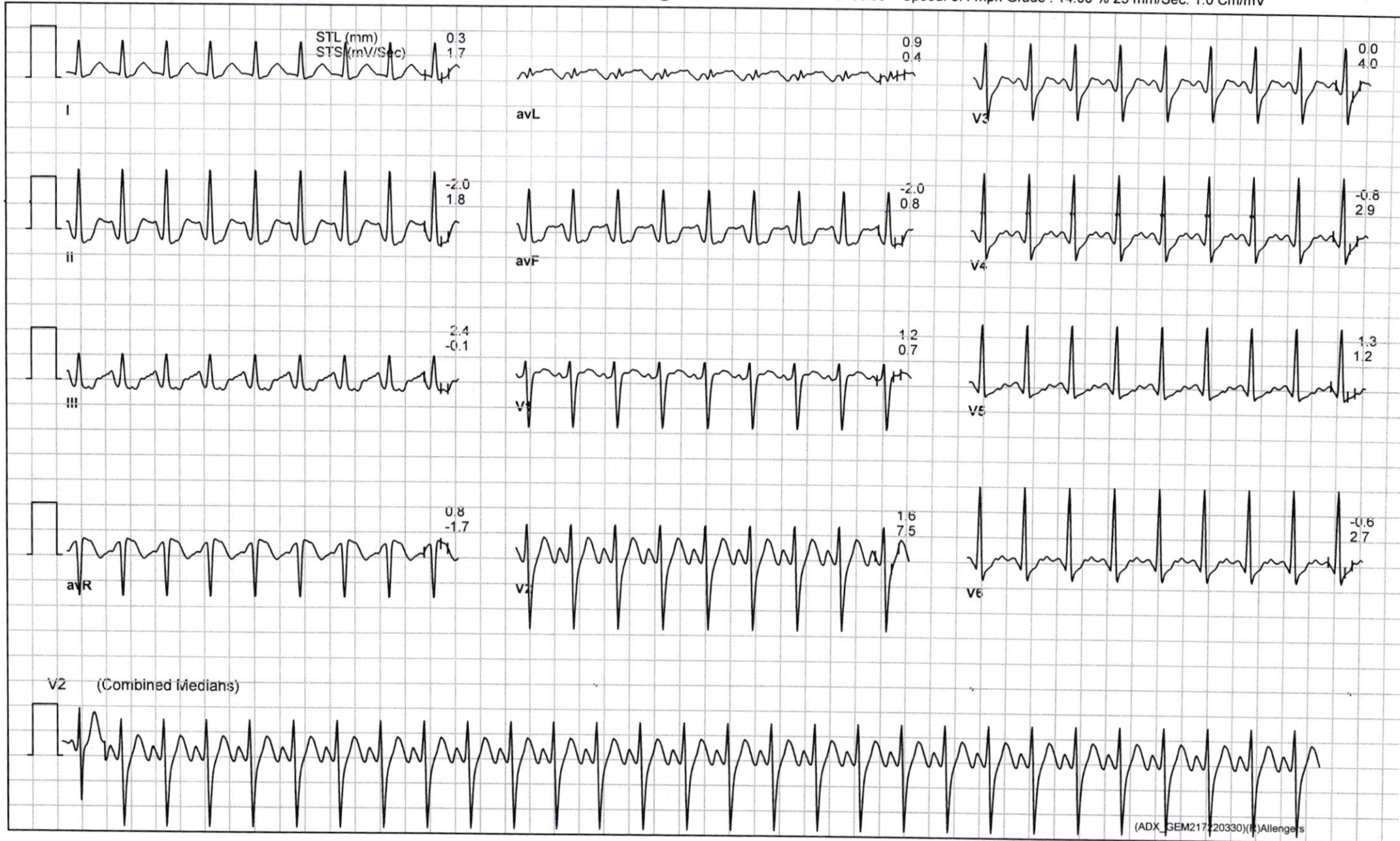
ExTime: 06:00 Speed: 2.5 mph Grade : 12.00 % 25 mm/Sec. 1.0 Cm/mV





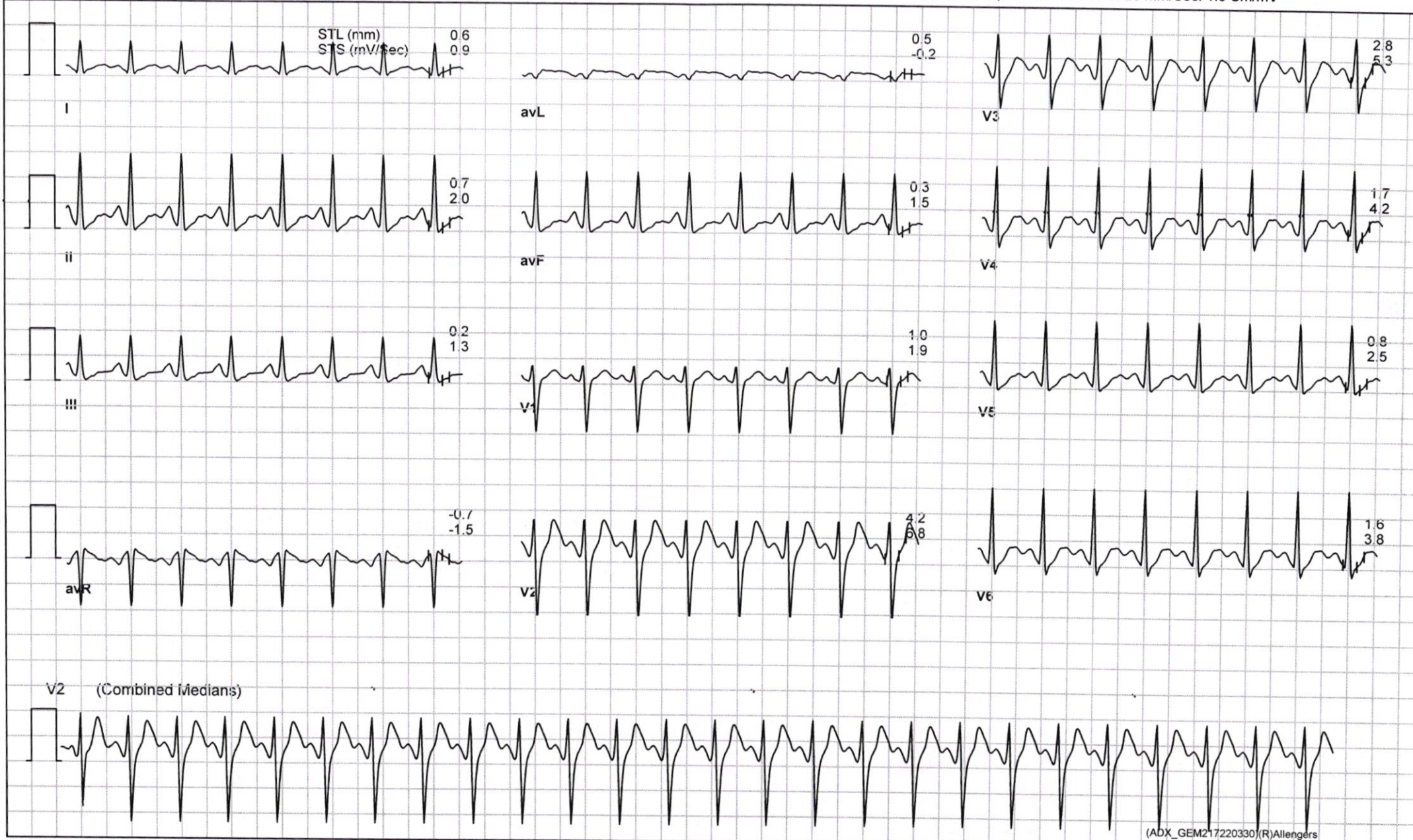
Date: 19 / 11 / 2024 12:35:13 PM METs : 10.2 HR : 172 Target HR : 92% of 186 BP : 135/95 Post J @50mSec

ExTime: 08:59 Speed: 3.4 mph Grade : 14.00 % 25 mm/Sec. 1.0 Cm/mV



Date: 19 / 11 / 2024 12:35:13 PM METs : 1.1 HR : 156 Target HR : 84% of 186 BP : 135/95 Post J @50mSec

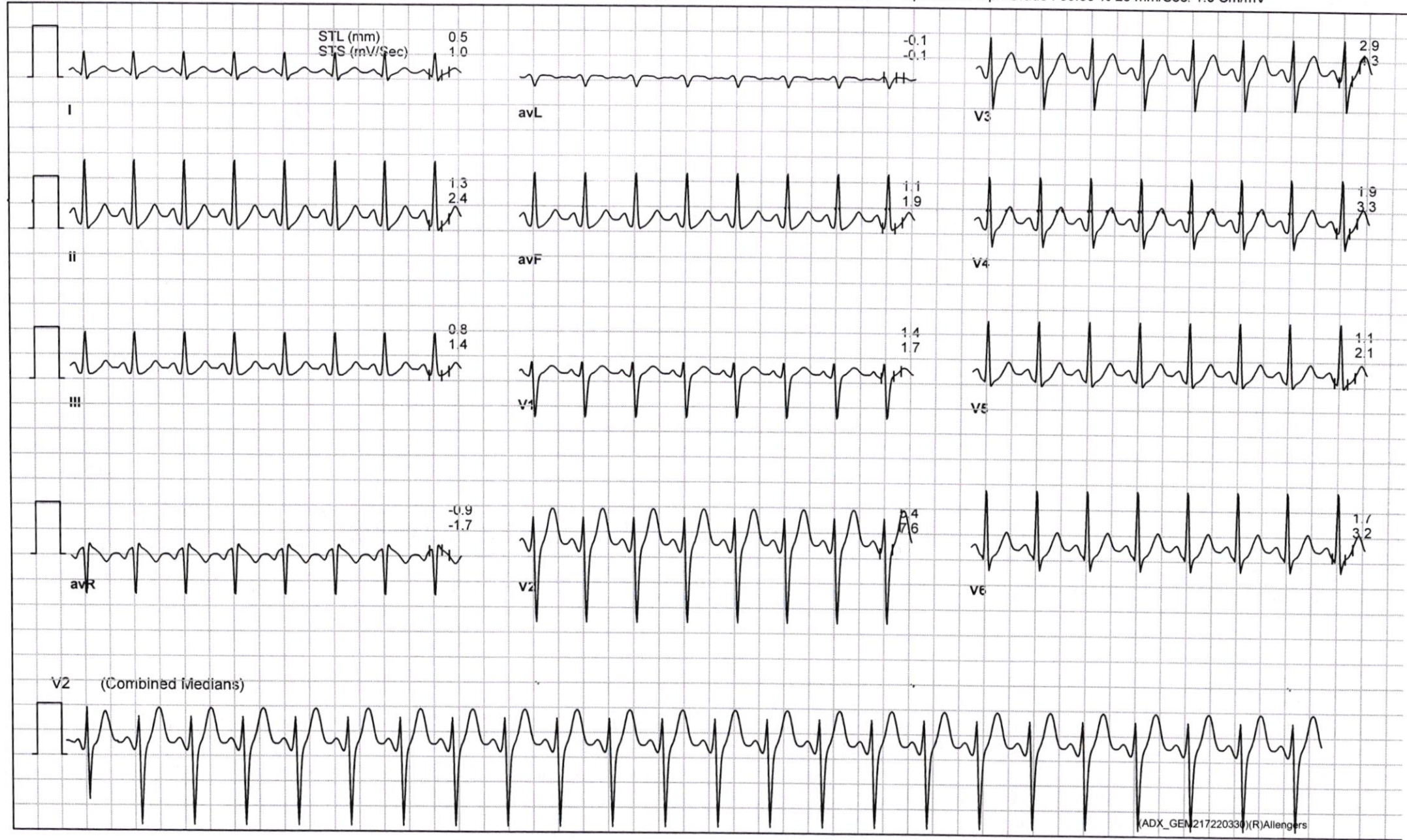
ExTime: 08:58 Speed: 1.1 mph Grade : 00.00 % 25 mm/Sec. 1.0 Cm/mV





Date: 19 / 11 / 2024 12:35:13 PM METs : 1.0 HR : 141 Target HR : 76% of 186 BP : 130/90 Post J @60mSec

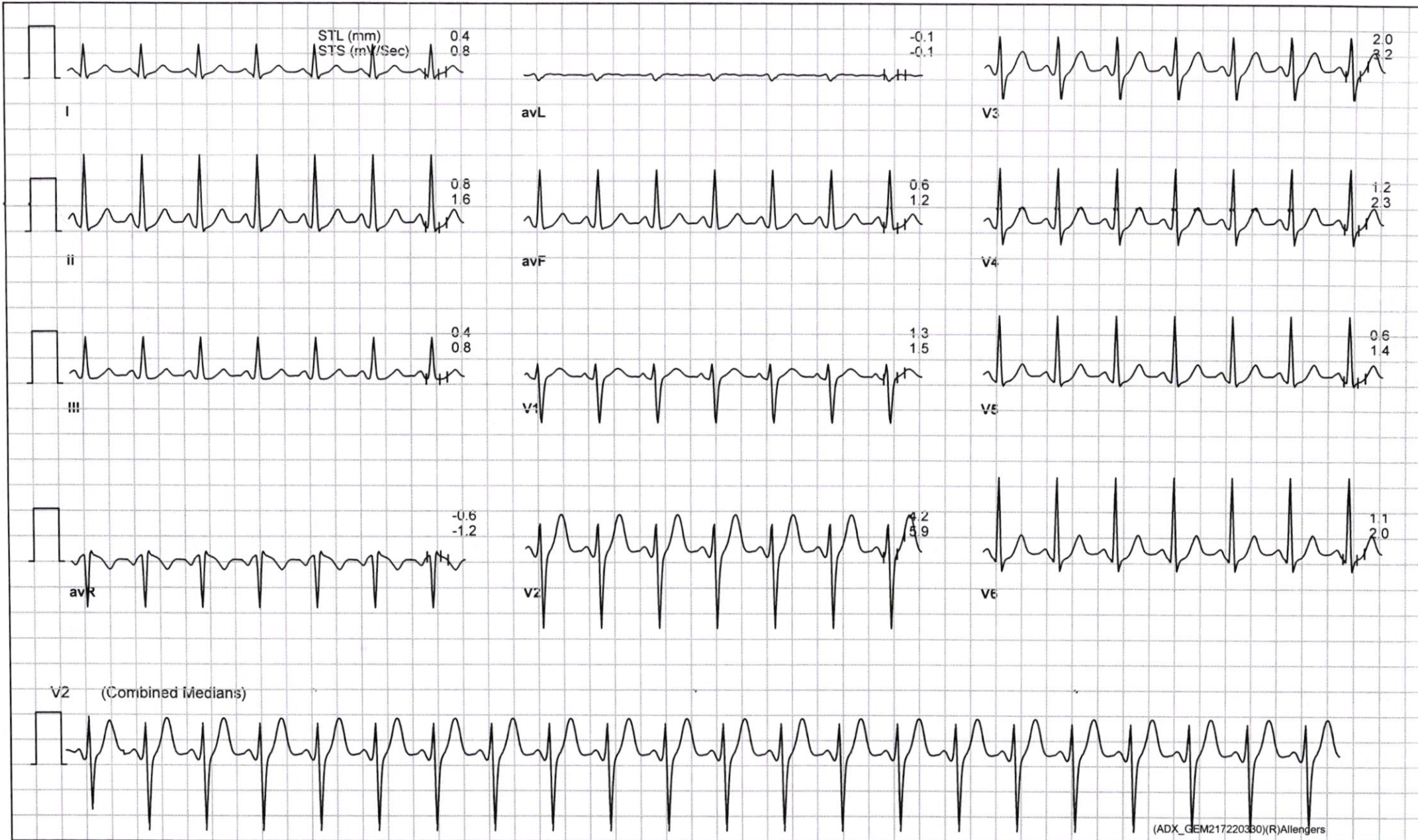
ExTime: 08:58 Speed: 0.0 mph Grade : 00.00 % 25 mm/Sec. 1.0 Cm/mV





Date: 19 / 11 / 2024 12:35:13 PM METs : 1.0 HR : 132 Target HR : 71% of 186 BP : 130/90 Post J @60mSec

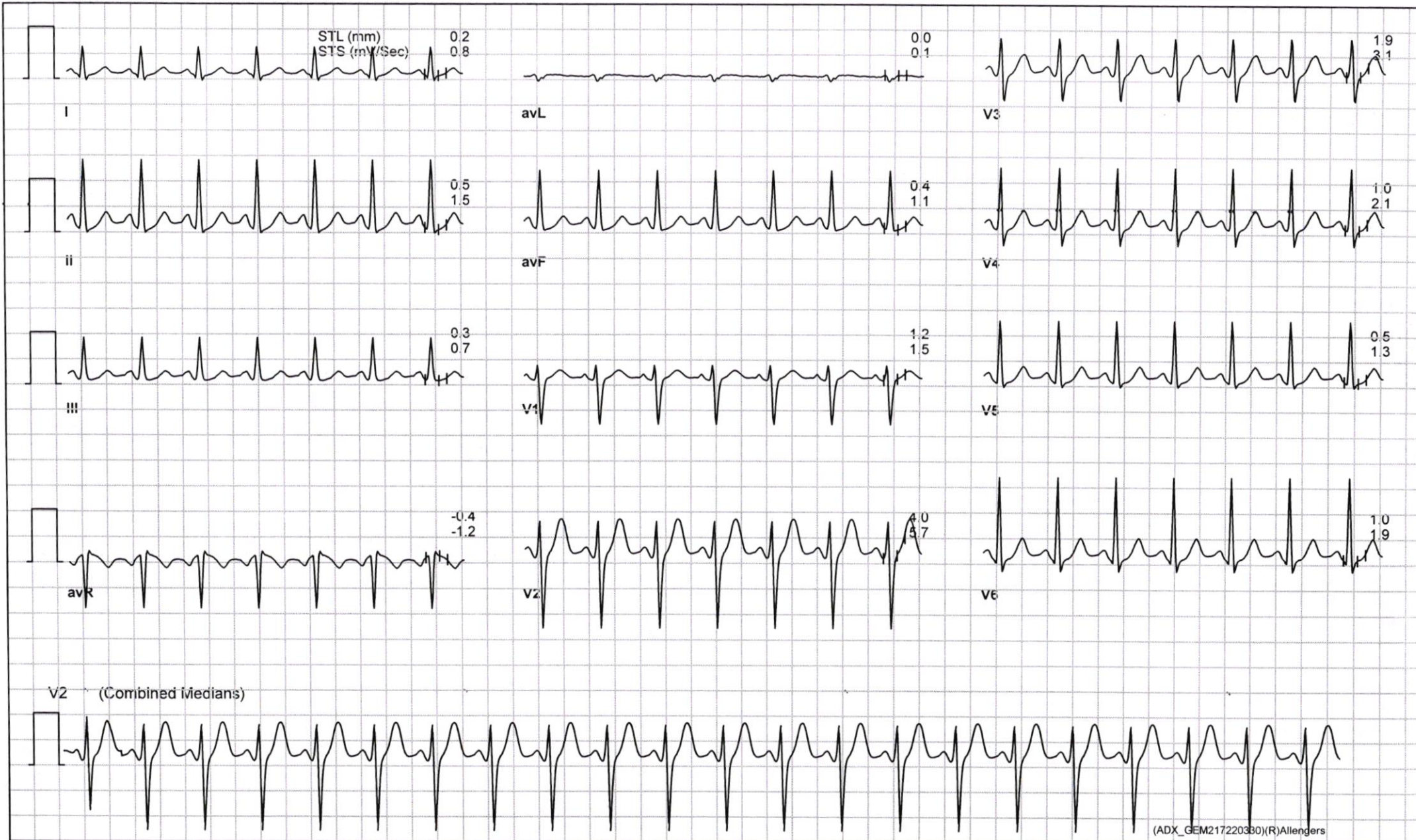
ExTime: 08:58 Speed: 0.0 mph Grade : 00.00 % 25 mm/Sec. 1.0 Cm/mV





Date: 19 / 11 / 2024 12:35:13 PM METs : 1.0 HR : 132 Target HR : 71% of 186 BP : 130/90 Post J @60mSec

ExTime: 08:58 Speed: 0.0 mph Grade : 00.00 % 25 mm/Sec. 1.0 Cm/mV





Patient Name:Nayaz Y

Age: 34 Years/Male

Ref. By:Dr. N.I.Hebsur MBBS.,MS(Gen. Surg)
Thanks for referral

Date: 09-NOV-2024

ULTRASONOGRAPHY OF THE ABDOMEN AND PELVIS

LIVER: The liver is normal in size and echo texture. No focal cystic or solid mass lesion seen. The intra hepatic biliary and portal venous radicals are normal. The hepatic veins and intrahepatic portion of IVC are normal. Portal vein and CBD is normal.

GALL BLADDER: Well distended. Wall thickness is normal .Luminal echoes are normal .No calculus seen.

PANCREAS: Parenchymal texture normal. No ductal dilatation. No calculi

SPLEEN: The spleen is normal in size and echo texture. No focal lesion noted

KIDNEYS: Both kidneys are normal in position, size and echo texture. Normal cortico-medullary differentiation is maintained. No calculi or hydronephrosis.

Right kidney measures 8.4 x 3.6 cm with a parenchymal thickness of 1.4 cms.

Left kidney measures 8.8 x 4.3 cm with a parenchymal thickness of 1.4 cms.


Urinary bladder is wall thickness normal. Luminal echoes normal. No calculi.

Prostate: is normal in size and echo texture.

No free fluid in peritoneal cavity.

IMPRESSION:

- **NO SIGNIFICANT ABNORMALITY DETECTED.**


Dr. Veena Maradi.
M.B.B.S.,MD Radiodiagnosis
Consultant Radiologist

(Please note: This modality has its own limitation and the impression should be considered only as a professional opinion and correlate with clinical and other relevant patient data.)

Ultrasound Image Report

Patient

ID
Name
Birth Date
Gender

09112024-2
NAYAZ

Exam

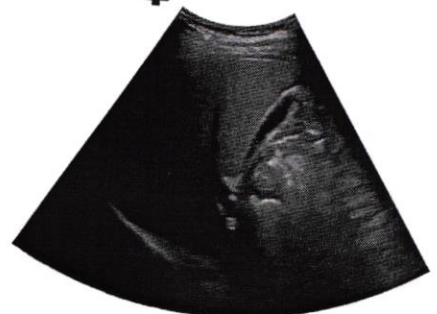
Accession #
Exam Date
Description
Operator

09-11-2

SAMSUNG 09112024-2
NAYAZ
VENKATESHWAR SCAN CENTRE 09-11-2024
12:15:11 PM
Abdomen / GA-720 / 16.8cm / 25Hz / J. N. N.
Tb: 8.2 / Fb: 8.2 / Hb: 1.8



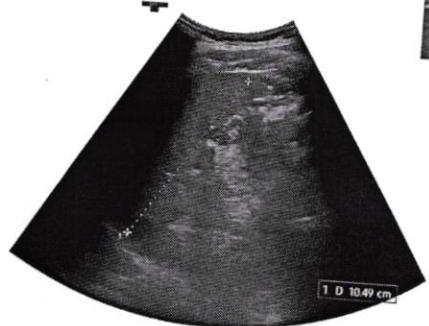
SAMSUNG 09112024-2
NAYAZ
VENKATESHWAR SCAN CENTRE 09-11-2024
12:15:19 PM
Abdomen / GA-720 / 16.8cm / 25Hz / J. N. N.
Tb: 8.2 / Fb: 8.2 / Hb: 1.8



SAMSUNG 09112024-2
NAYAZ
VENKATESHWAR SCAN CENTRE 09-11-2024
12:16:09 PM
Abdomen / GA-720 / 16.8cm / 25Hz / J. N. N.
Tb: 8.2 / Fb: 8.2 / Hb: 1.8



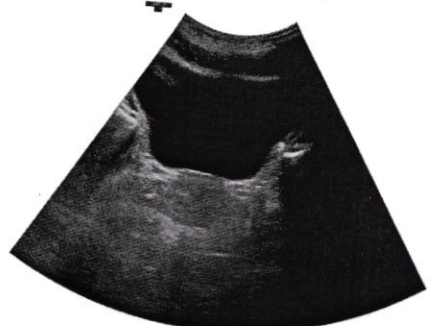
SAMSUNG 09112024-2
NAYAZ
VENKATESHWAR SCAN CENTRE 09-11-2024
12:16:28 PM
Abdomen / GA-720 / 16.8cm / 25Hz / J. N. N.
Tb: 8.2 / Fb: 8.2 / Hb: 1.8



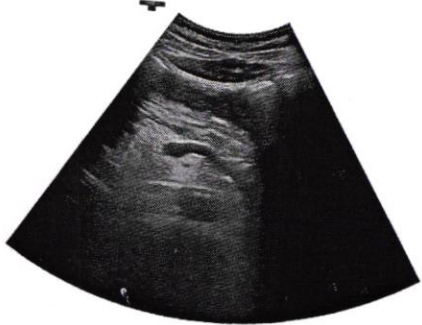
SAMSUNG 09112024-2
NAYAZ
VENKATESHWAR SCAN CENTRE 09-11-2024
12:16:47 PM
Abdomen / GA-720 / 16.8cm / 25Hz / J. N. N.
Tb: 8.2 / Fb: 8.2 / Hb: 1.8



SAMSUNG 09112024-2
NAYAZ
VENKATESHWAR SCAN CENTRE 09-11-2024
12:17:10 PM
Abdomen / GA-720 / 16.8cm / 25Hz / J. N. N.
Tb: 8.2 / Fb: 8.2 / Hb: 1.8



SAMSUNG 09112024-2
NAYAZ
VENKATESHWAR SCAN CENTRE 09-11-2024
12:17:27 PM
Abdomen / GA-720 / 16.8cm / 25Hz / J. N. N.
Tb: 8.2 / Fb: 8.2 / Hb: 1.8



SAMSUNG 09112024-2
NAYAZ
VENKATESHWAR SCAN CENTRE 09-11-2024
12:18:03 PM
Abdomen / GA-720 / 16.8cm / 25Hz / J. N. N.
Tb: 8.2 / Fb: 8.2 / Hb: 1.8

