

Date: 18/11/2024

To,
LIC of India
Branch Office

Proposal No. 6363

Name of the Life to be assured NISAR MALIK

The Life to be assured was identified on the basis of

I have satisfied myself with regard to the identity of the Life to be assured before conducting tests / examination for which reports are enclosed. The Life to be assured has signed as below in my presence.

Signature of the Pathologist/ Doctor
Name: Dr. RAINA KHAN
MBBS, DMRD
Reg. No. 25508

I confirm, I was on fasting for last 10 (ten) hours. All the Examination / tests as mentioned below were done with my consent.

Nisar Malik
(Signature of the Life to be assured)

Name of life to be assured:

Reports Enclosed:

Sr. No	Reports Name	Sr. No	Reports Name
1	FMR	9	Lipidogram
2	Rest ECG with Tracing	10	BST (Blood Sugar Test-Fasting & PP) Both
3	Haemogram	11	Hba1c
4	Hb%	12	FBS (Fasting Blood Sugar)
5	SBT-13	13	PGBS (Post Glucose Blood Sugar)
6	Elisa for HIV	14	CTMT with Tracing
7	RUA	15	Proposal and other documents
8	Chest X-Ray with Plate (PA View)		

16. Questionnaires:

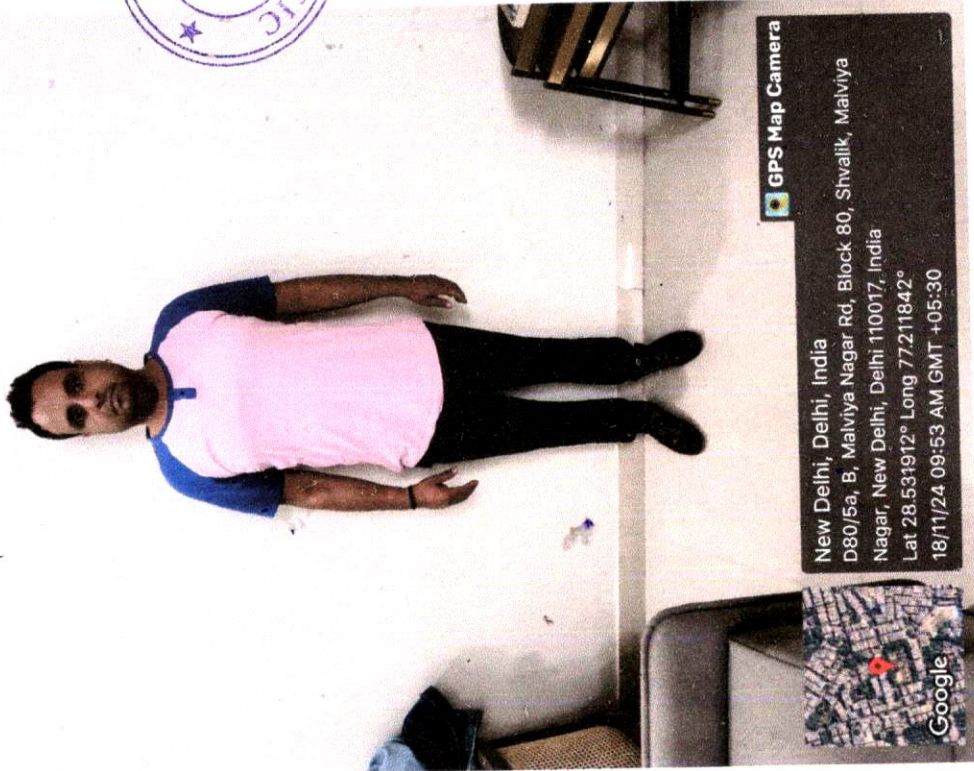
17. Others (Please Specify)

Remarks of *Med Serv* TPA Services PVT LTD
Authorized Signature,





DR. RAINAK KHAN
MBBS, DMRD
Reg. No. 15508



irine diagnostic

healthpartner

S. No. : 18/NOV/16
Name : MR NISAR MALIK
Ref. by : LIFE INSURANCE CORPORATION
Date : 18-11-2024
AGE : 50Years
SEX : MALE

B I O C H E M I S T R Y

Test	Result	Units	Normal Range
FASTING BLOOD SUGAR	96	mg/dl.	(60-110)
TOTAL BILIRUBIN	0.74	mg/dl.	(0.1-1.2)
CONJUGATED (D.Bilirubin)	0.48	mg/dl.	(0.00-0.6)
UNCONJUGATED (I.D.Bilirubin)	0.26	mg/dl.	(0.1-1.0)
TOTAL PROTEIN	6.6	mg/dl.	(6.0-8.3)
ALBUMIN	4.2	mg/dl.	(3.5-5.0)
GLOBULIN	2.4	mg/dl.	(2.3-3.5)
A/G RATIO	1.75		(1.0-3.0)
S.G.O.T. (AST)	28	IU/L	(5.0-34.0)
S.G.P.T. (ALT)	26	IU/L	(5.0-40.0)
GAMMA GT	25	U/L	(9-45)
ALKALINE PHOSPHATASE	128	U/L	(80-200)
URIC ACID	5.5	mg/dl.	(4.4-7.2)
SERUM CHOLESTEROL	176	mg/dl.	(150-200)
HDL CHOLESTEROL	43	mg/dl.	(30-63)
S. TRIGLYCERIDES	133	mg/dl.	(60-160)
LDL	120	mg/dl.	(UPTO-150)
VLDL	33	mg/dl.	(23-45)
SERUM CREATININE	0.75	mg%	(0.6-1.2)
BUN	13	mg/dl	(02-18)



DR. SHILPI GUPTA
M.B.B.S.MD(Path) 64715
Consultant Pathologist

8595347044

irinediagnostic@gmail.com

DD-23 KALKAJI DELHI :- 110019


irine diagnostic

healthpartner

S. No. : 18/NOV/16
Name : MR NISAR MALIK
Ref. by : LIFE INSURANCE CORPORATION
Date : 18-11-2024
AGE : 50Years
SEX : MALE

Test	<u>H A E M A T O L O G Y</u>		
	Result	Units	Normal Range
Hemoglobin	13.8	gm%	12-16




DR. SHILPI GUPTA
M.B.B.S.MD(Path) 64715
Consultant Pathologist

8595347044

irinediagnostic@gmail.com

DD-23 KALKAJI DELHI :- 110019

irine diagnostic

healthpartner

S. No. : 18/NOV/16
Name : MR NISAR MALIK
Ref. by : LIFE INSURANCE CORPORATION
Date : 18-11-2024
AGE : 50Years
SEX : MALE

S E R O L O G Y

**Test Name : Human Immunodeficiency
HIV I & II (ELISA METHOD)


Result : "Non-Reactive"

Normal-Range : "Non-Reactive"

**Test Name : Hepatitis B Surface
Antigen (HbsAg)

Result : "Non-Reactive"

Normal-Range : "Non-Reactive"



DR. SHILPI GUPTA
M.B.B.S.MD(Path) 64715
Consultant Pathologist



8595347044

irinediagnostic@gmail.com

DD-23 KALKAJI DELHI :- 110019

irine diagnostic

healthpartner

S. No. : 18/NOV/16
Name : MR NISAR MALIK
Ref. by : LIFE INSURANCE CORPORATION
Date : 18-11-2024
AGE : 50Years
SEX : MALE

URINE EXAMINATION

PHYSICAL EXAMINATION

COLOUR	YELLOW
REACTION	ACIDIC
APPEARANCE	CLEAR
ALBUMIN	NIL
SUGAR	NIL
SPECIFIC GRAVITY	1.015


CHEMICAL EXAMINATION

ALBUMIN	NIL
SUGAR	NIL
ACETONE	NIL
BLOOD	NIL
BILE SALT	NIL
BILE PIGMENT	NIL
UROBILINOGEN	NIL

MICROSCOPIC EXAMINATION

PUS CELLS	2-3/HPF
EPITHELIAL CELLS	3-4/HPF
RBC	NIL /HPF
BACTERIA	NIL
CASTS	NIL
CRYSTALS	NIL
OTHERS	NIL




DR. SHILPI GUPTA
M.B.B.S.MD(Path) 64715
Consultant Pathologist

8595347044

irinediagnostic@gmail.com

DD-23 KALKAJI DELHI :- 110019

ANNEXURE II - 1

LIFE INSURANCE CORPORATION OF INDIA

Form No. LIC03 - 002

ELECTROCARDIOGRAM

Zone Division Branch

Proposal No. -

6363

Agent/D.O. Code:

Introduced by: (name & signature)

Full Name of Life to be assured:

HISAR MALIK

Age/Sex

: 50 Y/M

Instructions to the Cardiologist:


- i. Please satisfy yourself about the identity of the examiners to guard against impersonation
- ii. The examinee and the person introducing him must sign in your presence. Do not use the form signed in advance. Also obtain signatures on ECG tracings.
- iii. The base line must be steady. The tracing must be pasted on a folder.
- iv. Rest ECG should be 12 leads along with Standardization slip, each lead with minimum of 3 complexes, long lead II. If L-III and AVF shows deep Q or I wave change, they should be recorded additionally in deep inspiration. If V1 shows a tall R-Wave, additional lead V4R be recorded.

DECLARATION

I hereby declare that the foregoing answers are given by me after fully understanding the questions. They are true and complete and no information has been withheld. I do agree that these will form part of the proposal dated _____ given by me to LIC of India.

Witness

Signature or Thumb Impression of L.A.



Note : Cardiologist is requested to explain following questions to L.A. and to note the answers thereof.

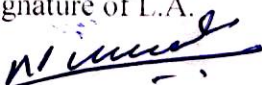
- i. Have you ever had chest pain, palpitation, breathlessness at rest or exertion?
Y/N N
- ii. Are you suffering from heart disease, diabetes, high or low Blood Pressure or kidney disease? Y/N N
- iii. Have you ever had Chest X- Ray, ECG, Blood Sugar, Cholesterol or any other test done? Y/N N



If the answer/s to any/all above questions is 'Yes', submit all relevant papers with this form.

Dated at _____ on the day of _____ 2023

Signature of L.A.



Signature of the Cardiologist

Name & Address

Qualification Code No.

Dr. RAINA KHAN
MBBS, DMRD
Reg. No. 25508

Clinical findings

(A)

Height (Cm)	Weight (kgs)	Blood Pressure	Pulse Rate
175	88	118/78	74/4

(B) Cardiovascular System

NA

Rest ECG Report:

Position	Supine	P Wave	
Standardisation Imv	□	PR Interval	220
Mechanism	□	QRS Complexes	220
Voltage	□	Q-T Duration	220
Electrical Axis	□	S-T Segment	220
Auricular Rate	74/4	T wave	220
Ventricular Rate	74/4	Q-Wave	220
Rhythm	Regular		
Additional findings, if any	all		

Conclusion: ECG-normal

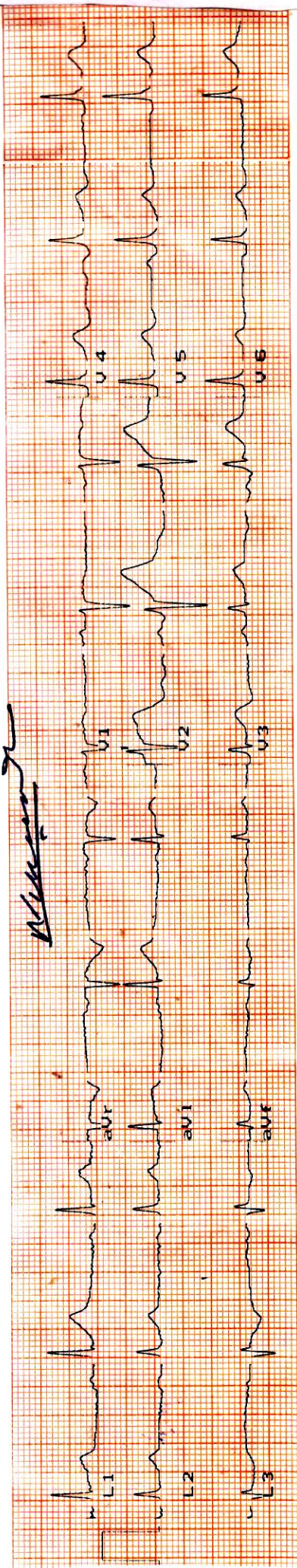
DEBHI 18/11/2024

Dated at _____ on the day of _____ 200



Dr. RAINA KHAN
MBBS DMRD
Reg. No. 25508

Signature of the Cardiologist
Name & Address
Qualification
Code No.



NAME - HASIR MALIK
 AGE - 50 yr 1M
 ECG - WNL
 DATE - 18/11/24



Dr. RAINA KHAN
 MBBS, DMRD
 Reg. No. 255508



 **GPS Map Camera**

New Delhi, Delhi, India
D80/5a, B, Malviya Nagar Rd, Block 80, Shvalik, Malviya
Nagar, New Delhi, Delhi 110017, India
Lat 28.531912° Long 77.211842°
18/11/24 09:53 AM GMT +05:30





भारत सरकार
Government of India



निसर मलिक
Nisar Malik
जन्म तिथि/DOB: 27/08/1974
पुरुष/ MALE

अधर कार्ड का प्रयोग केवल पहचान के लिए है, यह मतदान या अन्य किसी भी कार्य के लिए प्रमाणित नहीं है।
Aadhaar is proof of identity, not of citizenship or date of birth. It should be used with verification (online authentication, or scanning of QR code / offline XML).



4387

श्री पहचान

श्री

Aadhaar no. issued: 04/06/2012