

Patient Name : Mr.BIRENDER KUMAR	Collected : 26/Oct/2024 11:25AM
Age/Gender : 45 Y 9 M 25 D/M	Received : 26/Oct/2024 02:08PM
UHID/MR No : CKOR.0000259154	Reported : 26/Oct/2024 03:15PM
Visit ID : CKOROPV429958	Status : Final Report
Ref Doctor : Self	Sponsor Name : ARCOFEMI HEALTHCARE LIMITED
Emp/Auth/TPA ID : 22S34064	

DEPARTMENT OF HAEMATOLOGY

ARCOFEMI - MEDIWHEEL - FULL BODY ANNUAL PLUS ABOVE 50Y MALE - 2D ECHO - PAN INDIA - FY2324


Test Name	Result	Unit	Bio. Ref. Interval	Method
HEMOGRAM , WHOLE BLOOD EDTA				
HAEMOGLOBIN	15.4	g/dL	13-17	Spectrophotometer
PCV	45.40	%	40-50	Electronic pulse & Calculation
RBC COUNT	5.19	Million/cu.mm	4.5-5.5	Electrical Impedence
MCV	87	fL	83-101	Calculated
MCH	29.7	pg	27-32	Calculated
MCHC	33.9	g/dL	31.5-34.5	Calculated
R.D.W	13.5	%	11.6-14	Calculated
TOTAL LEUCOCYTE COUNT (TLC)	5,600	cells/cu.mm	4000-10000	Electrical Impedence
DIFFERENTIAL LEUCOCYTIC COUNT (DLC)				
NEUTROPHILS	53.5	%	40-80	Electrical Impedence
LYMPHOCYTES	36.4	%	20-40	Electrical Impedence
EOSINOPHILS	3	%	1-6	Electrical Impedence
MONOCYTES	7	%	2-10	Electrical Impedence
BASOPHILS	0.1	%	<1-2	Electrical Impedence
ABSOLUTE LEUCOCYTE COUNT				
NEUTROPHILS	2996	Cells/cu.mm	2000-7000	Calculated
LYMPHOCYTES	2038.4	Cells/cu.mm	1000-3000	Calculated
EOSINOPHILS	168	Cells/cu.mm	20-500	Calculated
MONOCYTES	392	Cells/cu.mm	200-1000	Calculated
BASOPHILS	5.6	Cells/cu.mm	0-100	Calculated
Neutrophil lymphocyte ratio (NLR)	1.47		0.78- 3.53	Calculated
PLATELET COUNT	171000	cells/cu.mm	150000-410000	Electrical impedence
ERYTHROCYTE SEDIMENTATION RATE (ESR)	16	mm at the end of 1 hour	0-15	Modified Westegren method
PERIPHERAL SMEAR				

RBCs: are normocytic normochromic

WBCs: are normal in total number with normal distribution and morphology.



Dr. Vidya Aniket Gore
M.B.B.S,M.D(Pathology)
Consultant Pathologist



Dr Priya Murthy
M.B.B.S,M.D(Pathology)
Consultant Pathologist

AND LIFESTYLE LIMITED- RRL BANGALORE



Patient Name : Mr.BIRENDER KUMAR	Collected : 26/Oct/2024 11:25AM
Age/Gender : 45 Y 9 M 25 D/M	Received : 26/Oct/2024 02:08PM
UHID/MR No : CKOR.0000259154	Reported : 26/Oct/2024 03:15PM
Visit ID : CKOROPV429958	Status : Final Report
Ref Doctor : Self	Sponsor Name : ARCOFEMI HEALTHCARE LIMITED
Emp/Auth/TPA ID : 22S34064	

DEPARTMENT OF HAEMATOLOGY

ARCOFEMI - MEDIWHEEL - FULL BODY ANNUAL PLUS ABOVE 50Y MALE - 2D ECHO - PAN INDIA - FY2324


PLATELETS: appear adequate in number.

HEMOPARASITES: negative

IMPRESSION: NORMOCYTIC NORMOCHROMIC BLOOD PICTURE



Dr. Vidya Aniket Gore
M.B.B.S,M.D(Pathology)
Consultant Pathologist



Dr Priya Murthy
M.B.B.S,M.D(Pathology)
Consultant Pathologist

AND LIFESTYLE LIMITED- RRL BANGALORE



Patient Name : Mr.BIRENDER KUMAR	Collected : 26/Oct/2024 11:25AM
Age/Gender : 45 Y 9 M 25 D/M	Received : 26/Oct/2024 02:08PM
UHID/MR No : CKOR.0000259154	Reported : 26/Oct/2024 04:20PM
Visit ID : CKOROPV429958	Status : Final Report
Ref Doctor : Self	Sponsor Name : ARCOFEMI HEALTHCARE LIMITED
Emp/Auth/TPA ID : 22S34064	


DEPARTMENT OF HAEMATOLOGY

ARCOFEMI - MEDIWHEEL - FULL BODY ANNUAL PLUS ABOVE 50Y MALE - 2D ECHO - PAN INDIA - FY2324

Test Name	Result	Unit	Bio. Ref. Interval	Method
BLOOD GROUP ABO AND RH FACTOR , WHOLE BLOOD EDTA				
BLOOD GROUP TYPE	B			Microplate Hemagglutination
Rh TYPE	Positive			Microplate Hemagglutination



Dr. Vidya Aniket Gore
M.B.B.S,M.D(Pathology)
Consultant Pathologist



Dr Priya Murthy
M.B.B.S,M.D(Pathology)
Consultant Pathologist

AND LIFESTYLE LIMITED- RRL BANGALORE



Patient Name : Mr.BIRENDER KUMAR	Collected : 26/Oct/2024 03:06PM
Age/Gender : 45 Y 9 M 25 D/M	Received : 26/Oct/2024 06:50PM
UHID/MR No : CKOR.0000259154	Reported : 26/Oct/2024 07:14PM
Visit ID : CKOROPV429958	Status : Final Report
Ref Doctor : Self	Sponsor Name : ARCOFEMI HEALTHCARE LIMITED
Emp/Auth/TPA ID : 22S34064	

DEPARTMENT OF BIOCHEMISTRY

ARCOFEMI - MEDIWHEEL - FULL BODY ANNUAL PLUS ABOVE 50Y MALE - 2D ECHO - PAN INDIA - FY2324

Test Name	Result	Unit	Bio. Ref. Interval	Method
GLUCOSE, FASTING , NAF PLASMA	97	mg/dL	70-100	HEXOKINASE

Comment:

As per American Diabetes Guidelines, 2023

Fasting Glucose Values in mg/dL	Interpretation
70-100 mg/dL	Normal
100-125 mg/dL	Prediabetes
≥126 mg/dL	Diabetes
<70 mg/dL	Hypoglycemia

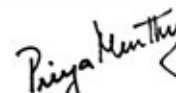
Note:

- 1.The diagnosis of Diabetes requires a fasting plasma glucose of > or = 126 mg/dL and/or a random / 2 hr post glucose value of > or = 200 mg/dL on at least 2 occasions.
2. Very high glucose levels (>450 mg/dL in adults) may result in Diabetic Ketoacidosis & is considered critical.

Test Name	Result	Unit	Bio. Ref. Interval	Method
GLUCOSE, POST PRANDIAL (PP), 2 HOURS , SODIUM FLUORIDE PLASMA (2 HR)	129	mg/dL	70-140	HEXOKINASE

Comment:

It is recommended that FBS and PPBS should be interpreted with respect to their Biological reference ranges and not with each other. Conditions which may lead to lower postprandial glucose levels as compared to fasting glucose levels may be due to reactive hypoglycemia, dietary meal content, duration or timing of sampling after food digestion and absorption, medications such as insulin preparations, sulfonylureas, amylin analogues, or conditions such as overproduction of insulin.


Dr Priya Murthy
M.B.B.S.,M.D(Pathology)
Consultant Pathologist



Patient Name : Mr.BIRENDER KUMAR	Collected : 26/Oct/2024 11:25AM
Age/Gender : 45 Y 9 M 25 D/M	Received : 26/Oct/2024 02:10PM
UHID/MR No : CKOR.0000259154	Reported : 26/Oct/2024 04:24PM
Visit ID : CKOROPV429958	Status : Final Report
Ref Doctor : Self	Sponsor Name : ARCOFEMI HEALTHCARE LIMITED
Emp/Auth/TPA ID : 22S34064	

DEPARTMENT OF BIOCHEMISTRY

ARCOFEMI - MEDIWHEEL - FULL BODY ANNUAL PLUS ABOVE 50Y MALE - 2D ECHO - PAN INDIA - FY2324

Test Name	Result	Unit	Bio. Ref. Interval	Method
HBA1C (GLYCATED HEMOGLOBIN) , WHOLE BLOOD EDTA				
HBA1C, GLYCATED HEMOGLOBIN	5.8	%		HPLC
ESTIMATED AVERAGE GLUCOSE (eAG)	120	mg/dL		Calculated

Comment:

Reference Range as per American Diabetes Association (ADA) 2023 Guidelines:

REFERENCE GROUP	HBA1C %
NON DIABETIC	<5.7
PREDIABETES	5.7 – 6.4
DIABETES	≥ 6.5
DIABETICS	
EXCELLENT CONTROL	6 – 7
FAIR TO GOOD CONTROL	7 – 8
UNSATISFACTORY CONTROL	8 – 10
POOR CONTROL	>10

Note: Dietary preparation or fasting is not required.

1. HbA1c is recommended by American Diabetes Association for Diagnosing Diabetes and monitoring Glycemic Control by American Diabetes Association guidelines 2023.

2. Trends in HbA1c values is a better indicator of Glycemic control than a single test.

3. Low HbA1c in Non-Diabetic patients are associated with Anemia (Iron Deficiency/Hemolytic), Liver Disorders, Chronic Kidney Disease. Clinical Correlation is advised in interpretation of low Values.

4. Falsely low HbA1c (below 4%) may be observed in patients with clinical conditions that shorten erythrocyte life span or decrease mean erythrocyte age. HbA1c may not accurately reflect glycemic control when clinical conditions that affect erythrocyte survival are present.

5. In cases of Interference of Hemoglobin variants in HbA1c, alternative methods (Fructosamine) estimation is recommended for Glycemic Control


A: HbF >25%

B: Homozygous Hemoglobinopathy.

(Hb Electrophoresis is recommended method for detection of Hemoglobinopathy)



Dr.Govinda Raju N L
MSc,PhD(Biochemistry)
Consultant Biochemistry



Dr Priya Murthy
M.B.B.S,M.D(Pathology)
Consultant Pathologist



THIS TEST HAS BEEN PERFORMED AT APOLLO HEALTH AND LIFESTYLE LIMITED- RRL BANGALORE
SIN No:KOR241003064

Apollo Health and Lifestyle Limited

(CIN - U06110TC2000PHG115849)
This test has been performed at Apollo Health & Lifestyle Ltd, RRL BANGALORE Laboratory,
Regd. Office: 1-10-60/62, Ashoka Raghupathi Chambers, 5th Floor, Begumpet, Hyderabad, Telangana - 500 016 |
www.apollohl.com | Email ID: enquiry@apollohl.com, Ph No: 040-4904 7777, Fax No: 4904 7744

Address:
32/100/125, Doddabangla Village, Neeladri Main Road,
Neeladri Nagar, Electronic city, Bengaluru,
Karnataka- 560034

APOLLO CLINICS NETWORK

Telangana: Hyderabad (AS Rao Nagar | Chanda Nagar | Kondapur | Nallakunta | Nizampet | Manikonda | Uppal) | Andhra Pradesh: Vizag (Seethamma Peta) | Karnataka: Bangalore (Basavanagudi | Bellandur | Electronics City | Fraser Town | HSR Layout | Indira Nagar | JP Nagar | Kundalahalli | Koramangala | Sarjapur Road) | Mysore (VV Mohalla) | Tamilnadu: Chennai (Annanagar | Kotturpuram | Mogappair | T Nagar | Valasaravakkam | Velachery) | Maharashtra: Pune (Aundh | Nigdi Pradhikaran | Viman Nagar | Wanowrie) | Uttar Pradesh: Ghaziabad (Indrapuram) | Gujarat: Ahmedabad (Satellite) | Punjab: Amritsar (Court Road) | Haryana: Faridabad (Railway Station Road)

Patient Name : Mr.BIRENDER KUMAR	Collected : 26/Oct/2024 11:25AM
Age/Gender : 45 Y 9 M 25 D/M	Received : 26/Oct/2024 02:28PM
UHID/MR No : CKOR.0000259154	Reported : 26/Oct/2024 03:31PM
Visit ID : CKOROPV429958	Status : Final Report
Ref Doctor : Self	Sponsor Name : ARCOFEMI HEALTHCARE LIMITED
Emp/Auth/TPA ID : 22S34064	

DEPARTMENT OF BIOCHEMISTRY


ARCOFEMI - MEDIWHEEL - FULL BODY ANNUAL PLUS ABOVE 50Y MALE - 2D ECHO - PAN INDIA - FY2324

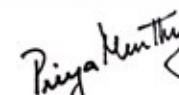
Test Name	Result	Unit	Bio. Ref. Interval	Method
LIPID PROFILE , SERUM				
TOTAL CHOLESTEROL	265	mg/dL	<200	CHO-POD
TRIGLYCERIDES	243	mg/dL	<150	GPO-POD
HDL CHOLESTEROL	47	mg/dL	40-60	Enzymatic Immunoinhibition
NON-HDL CHOLESTEROL	218	mg/dL	<130	Calculated
LDL CHOLESTEROL	169.6	mg/dL	<100	Calculated
VLDL CHOLESTEROL	48.6	mg/dL	<30	Calculated
CHOL / HDL RATIO	5.64		0-4.97	Calculated
ATHEROGENIC INDEX (AIP)	0.35		<0.11	Calculated

Comment:

Reference Interval as per National Cholesterol Education Program (NCEP) Adult Treatment Panel III Report.

	Desirable	Borderline High	High	Very High
TOTAL CHOLESTEROL	< 200	200 - 239	≥ 240	
TRIGLYCERIDES	<150	150 - 199	200 - 499	≥ 500
LDL	Optimal < 100 Near Optimal 100-129	130 - 159	160 - 189	≥ 190
HDL	≥ 60			
NON-HDL CHOLESTEROL	Optimal <130; Above Optimal 130-159	160-189	190-219	>220


Dr.Govinda Raju N L
 MSc,PhD(Biochemistry)
 Consultant Biochemistry


Dr Priya Murthy
 M.B.B.S,M.D(Pathology)
 Consultant Pathologist



THIS TEST HAS BEEN PERFORMED AT APOLLO HEALTH AND LIFESTYLE LIMITED- RRL BANGALORE
 SIN No:KOR241003060

Apollo Health and Lifestyle Limited (CIN - U061107C2800PH6115819)
 Regd. Office: 1-10-60/62, Ashoka Raghupathi Chambers, 5th Floor, Begumpet, Hyderabad, Telangana - 500 016 |
 www.apollohl.com | Email ID: enquiry@apollohl.com, Ph No: 040-4904 7777, Fax No: 4904 7744

Address:
 32, 100/125, Doddabangla Village, Neeladri Main Road,
 Neeladri Nagar, Electronic city, Bengaluru,
 Karnataka - 560034



Patient Name : Mr.BIRENDER KUMAR	Collected : 26/Oct/2024 11:25AM
Age/Gender : 45 Y 9 M 25 D/M	Received : 26/Oct/2024 02:28PM
UHID/MR No : CKOR.0000259154	Reported : 26/Oct/2024 03:31PM
Visit ID : CKOROPV429958	Status : Final Report
Ref Doctor : Self	Sponsor Name : ARCOFEMI HEALTHCARE LIMITED
Emp/Auth/TPA ID : 22S34064	

DEPARTMENT OF BIOCHEMISTRY

ARCOFEMI - MEDIWHEEL - FULL BODY ANNUAL PLUS ABOVE 50Y MALE - 2D ECHO - PAN INDIA - FY2324

Test Name	Result	Unit	Bio. Ref. Interval	Method
LIVER FUNCTION TEST (LFT) , SERUM				
BILIRUBIN, TOTAL	0.82	mg/dL	0.3-1.2	DPD
BILIRUBIN CONJUGATED (DIRECT)	0.14	mg/dL	<0.2	DPD
BILIRUBIN (INDIRECT)	0.68	mg/dL	0.0-1.1	Dual Wavelength
ALANINE AMINOTRANSFERASE (ALT/SGPT)	45	U/L	<50	IFCC
ASPARTATE AMINOTRANSFERASE (AST/SGOT)	34.0	U/L	<50	IFCC
AST (SGOT) / ALT (SGPT) RATIO (DE RITIS)	0.8		<1.15	Calculated
ALKALINE PHOSPHATASE	119.00	U/L	30-120	IFCC
PROTEIN, TOTAL	7.88	g/dL	6.6-8.3	Biuret
ALBUMIN	4.67	g/dL	3.5-5.2	BROMO CRESOL GREEN
GLOBULIN	3.21	g/dL	2.0-3.5	Calculated
A/G RATIO	1.45		0.9-2.0	Calculated

Comment:

LFT results reflect different aspects of the health of the liver, i.e., hepatocyte integrity (AST & ALT), synthesis and secretion of bile (Bilirubin, ALP), cholestasis (ALP, GGT), protein synthesis (Albumin) Common patterns seen:


1. Hepatocellular Injury:

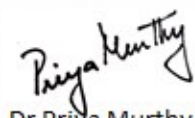
*AST – Elevated levels can be seen. However, it is not specific to liver and can be raised in cardiac and skeletal injuries.*ALT – Elevated levels indicate hepatocellular damage. It is considered to be most specific lab test for hepatocellular injury. Values also correlate well with increasing BMI. Disproportionate increase in AST, ALT compared with ALP. AST: ALT (ratio) – In case of hepatocellular injury AST: ALT > 1 In Alcoholic Liver Disease AST: ALT usually >2. This ratio is also seen to be increased in NAFLD, Wilsons’s diseases, Cirrhosis, but the increase is usually not >2.

2. Cholestatic Patten:*ALP – Disproportionate increase in ALP compared with AST, ALT. ALP elevation also seen in pregnancy, impacted by age and sex.*Bilirubin elevated- predominantly direct , To establish the hepatic origin correlation with elevated GGT helps.

3. Synthetic function impairment:*Albumin- Liver disease reduces albumin levels, Correlation with PT (Prothrombin Time) helps.

4. Associated tests for assessment of liver fibrosis - Fibrosis-4 and APRI Index.


Dr.Govinda Raju N L
 MSc,PhD(Biochemistry)
 Consultant Biochemistry


Dr Priya Murthy
 M.B.B.S,M.D(Pathology)
 Consultant Pathologist



THIS TEST HAS BEEN PERFORMED AT APOLLO HEALTH AND LIFESTYLE LIMITED- RRL BANGALORE

SIN No:KOR241003060

Apollo Health and Lifestyle Limited (CIN - U06110TC2000PH6115839)

Regd. Office: 1-10-60/62, Ashoka Raghupathi Chambers, 5th Floor, Begumpet, Hyderabad, Telangana - 500 016 |

www.apollohl.com | Email ID: enquiry@apollohl.com, Ph No: 040-4904 7777, Fax No: 4904 7744

APOLLO CLINICS NETWORK

Telangana: Hyderabad (AS Rao Nagar | Chanda Nagar | Kondapur | Nallakunta | Nizampet | Manikonda | Uppal) Andhra Pradesh: Vizag (Seethamma Peta) Karnataka: Bangalore (Basavanagudi | Bellandur | Electronics City | Fraser Town | HSR Layout | Indira Nagar | JP Nagar | Kundalahalli | Koramangala | Sarjapur Road) Mysore (VV Mohalla) Tamilnadu: Chennai (Annanagar | Kotturpuram | Mogappair | T Nagar | Valasaravakkam | Velachery) Maharashtra: Pune (Aundh | Nigdi Pradhikaran | Viman Nagar | Wanowrie) Uttar Pradesh: Ghaziabad (Indrapuram) Gujarat: Ahmedabad (Satellite) Punjab: Amritsar (Court Road) Haryana: Faridabad (Railway Station Road)

Address:
 32/100/125, Doddabangla Village, Neeladri Main Road,
 Neeladri Nagar, Electronic city, Bengaluru,
 Karnataka- 560034



Patient Name : Mr.BIRENDER KUMAR	Collected : 26/Oct/2024 11:25AM
Age/Gender : 45 Y 9 M 25 D/M	Received : 26/Oct/2024 02:28PM
UHID/MR No : CKOR.0000259154	Reported : 26/Oct/2024 03:31PM
Visit ID : CKOROPV429958	Status : Final Report
Ref Doctor : Self	Sponsor Name : ARCOFEMI HEALTHCARE LIMITED
Emp/Auth/TPA ID : 22S34064	


DEPARTMENT OF BIOCHEMISTRY

ARCOFEMI - MEDIWHEEL - FULL BODY ANNUAL PLUS ABOVE 50Y MALE - 2D ECHO - PAN INDIA - FY2324

Test Name	Result	Unit	Bio. Ref. Interval	Method
RENAL PROFILE/KIDNEY FUNCTION TEST (RFT/KFT) , SERUM				
CREATININE	1.02	mg/dL	0.84 - 1.25	Modified Jaffe, Kinetic
UREA	31.90	mg/dL	17-43	GLDH, Kinetic Assay
BLOOD UREA NITROGEN	14.9	mg/dL	8.0 - 23.0	Calculated
URIC ACID	7.53	mg/dL	3.5-7.2	Uricase PAP
CALCIUM	10.00	mg/dL	8.8-10.6	Arsenazo III
PHOSPHORUS, INORGANIC	2.82	mg/dL	2.5-4.5	Phosphomolybdate Complex
SODIUM	136	mmol/L	136-146	ISE (Indirect)
POTASSIUM	4.3	mmol/L	3.5-5.1	ISE (Indirect)
CHLORIDE	98	mmol/L	101-109	ISE (Indirect)
PROTEIN, TOTAL	7.88	g/dL	6.6-8.3	Biuret
ALBUMIN	4.67	g/dL	3.5-5.2	BROMO CRESOL GREEN
GLOBULIN	3.21	g/dL	2.0-3.5	Calculated
A/G RATIO	1.45		0.9-2.0	Calculated



Dr. Govinda Raju N L
MSc, PhD (Biochemistry)
Consultant Biochemistry



Dr Priya Murthy
M.B.B.S, M.D (Pathology)
Consultant Pathologist



THIS TEST HAS BEEN PERFORMED AT APOLLO HEALTH AND LIFESTYLE LIMITED- RRL BANGALORE
SIN No: KOR241003060

Apollo Health and Lifestyle Limited

(CIN - U06110TC2000PHG115819)
Regd. Office: 1-10-60/62, Ashoka Raghupathi Chambers, 5th Floor, Begumpet, Hyderabad, Telangana - 500 016 |
www.apollohl.com | Email ID: enquiry@apollohl.com, Ph No: 040-4904 7777, Fax No: 4904 7744

Address:
32/100/125, Doddabangla Village, Neeladri Main Road,
Neeladri Nagar, Electronic city, Bengaluru,
Karnataka - 560034

Patient Name : Mr.BIRENDER KUMAR	Collected : 26/Oct/2024 11:25AM
Age/Gender : 45 Y 9 M 25 D/M	Received : 26/Oct/2024 02:28PM
UHID/MR No : CKOR.0000259154	Reported : 26/Oct/2024 03:28PM
Visit ID : CKOROPV429958	Status : Final Report
Ref Doctor : Self	Sponsor Name : ARCOFEMI HEALTHCARE LIMITED
Emp/Auth/TPA ID : 22S34064	

DEPARTMENT OF BIOCHEMISTRY

ARCOFEMI - MEDIWHEEL - FULL BODY ANNUAL PLUS ABOVE 50Y MALE - 2D ECHO - PAN INDIA - FY2324

Test Name	Result	Unit	Bio. Ref. Interval	Method
GAMMA GLUTAMYL TRANSPEPTIDASE (GGT) , SERUM	29.00	U/L	<55	IFCC

Priya Murthy

Dr Priya Murthy
M.B.B.S.,M.D(Pathology)
Consultant Pathologist



Patient Name : Mr.BIRENDER KUMAR	Collected : 26/Oct/2024 11:25AM
Age/Gender : 45 Y 9 M 25 D/M	Received : 26/Oct/2024 02:26PM
UHID/MR No : CKOR.0000259154	Reported : 26/Oct/2024 04:41PM
Visit ID : CKOROPV429958	Status : Final Report
Ref Doctor : Self	Sponsor Name : ARCOFEMI HEALTHCARE LIMITED
Emp/Auth/TPA ID : 22S34064	

DEPARTMENT OF IMMUNOLOGY

ARCOFEMI - MEDIWHEEL - FULL BODY ANNUAL PLUS ABOVE 50Y MALE - 2D ECHO - PAN INDIA - FY2324


Test Name	Result	Unit	Bio. Ref. Interval	Method
THYROID PROFILE TOTAL (T3, T4, TSH) , SERUM				
TRI-iodothyronine (T3, TOTAL)	0.8	ng/mL	0.7-2.04	CLIA
THYROXINE (T4, TOTAL)	7.6	µg/dL	5.48-14.28	CLIA
THYROID STIMULATING HORMONE (TSH)	2.232	µIU/mL	0.34-5.60	CLIA

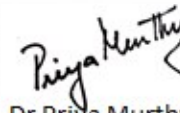
Comment:

For pregnant females	Bio Ref Range for TSH in uIU/ml (As per American Thyroid Association)
First trimester	0.1 - 2.5
Second trimester	0.2 – 3.0
Third trimester	0.3 – 3.0

- TSH is a glycoprotein hormone secreted by the anterior pituitary. TSH activates production of T3 (Triiodothyronine) and its prohormone T4 (Thyroxine). Increased blood level of T3 and T4 inhibit production of TSH.
- TSH is elevated in primary hypothyroidism and will be low in primary hyperthyroidism. Elevated or low TSH in the context of normal free thyroxine is often referred to as sub-clinical hypo- or hyperthyroidism respectively.
- Both T4 & T3 provides limited clinical information as both are highly bound to proteins in circulation and reflects mostly inactive hormone. Only a very small fraction of circulating hormone is free and biologically active.
- Significant variations in TSH can occur with circadian rhythm, hormonal status, stress, sleep deprivation, medication & circulating antibodies.

TSH	T3	T4	FT4	Conditions
High	Low	Low	Low	Primary Hypothyroidism, Post Thyroidectomy, Chronic Autoimmune Thyroiditis
High	N	N	N	Subclinical Hypothyroidism, Autoimmune Thyroiditis, Insufficient Hormone Replacement Therapy.
N/Low	Low	Low	Low	Secondary and Tertiary Hypothyroidism
Low	High	High	High	Primary Hyperthyroidism, Goitre, Thyroiditis, Drug effects, Early Pregnancy
Low	N	N	N	Subclinical Hyperthyroidism
Low	Low	Low	Low	Central Hypothyroidism, Treatment with Hyperthyroidism
Low	N	High	High	Thyroiditis, Interfering Antibodies
N/Low	High	N	N	T3 Thyrotoxicosis, Non thyroidal causes


Dr. Govinda Raju N L
 MSc, PhD (Biochemistry)
 Consultant Biochemistry


Dr Priya Murthy
 M.B.B.S, M.D (Pathology)
 Consultant Pathologist



THIS TEST HAS BEEN PERFORMED AT APOLLO HEALTH AND LIFESTYLE LIMITED- RRL BANGALORE
 SIN No: KOR241003067

Apollo Health and Lifestyle Limited (CIN - U061107C2800PH6115849)
 Regd. Office: 1-10-60/62, Ashoka Raghupathi Chambers, 5th Floor, Begumpet, Hyderabad, Telangana - 500 016 |
 www.apollohl.com | Email ID: enquiry@apollohl.com, Ph No: 040-4904 7777, Fax No: 4904 7744

Address: Apollo Health and Lifestyle Laboratory, Neeladri Main Road, Neeladri Nagar, Electronic city, Bengaluru, Karnataka - 560034


1860 500 7788
 www.apolloclinic.com

Patient Name : Mr.BIRENDER KUMAR	Collected : 26/Oct/2024 11:25AM
Age/Gender : 45 Y 9 M 25 D/M	Received : 26/Oct/2024 02:26PM
UHID/MR No : CKOR.0000259154	Reported : 26/Oct/2024 04:41PM
Visit ID : CKOROPV429958	Status : Final Report
Ref Doctor : Self	Sponsor Name : ARCOFEMI HEALTHCARE LIMITED
Emp/Auth/TPA ID : 22S34064	

DEPARTMENT OF IMMUNOLOGY

ARCOFEMI - MEDIWHEEL - FULL BODY ANNUAL PLUS ABOVE 50Y MALE - 2D ECHO - PAN INDIA - FY2324

High	High	High	High	Pituitary Adenoma; TSHoma/Thyrotropinoma
------	------	------	------	--

Govinda Raju N L
Dr.Govinda Raju N L
 MSc,PhD(Biochemistry)
 Consultant Biochemistry

Priya Murthy
Dr Priya Murthy
 M.B.B.S,M.D(Pathology)
 Consultant Pathologist



THIS TEST HAS BEEN PERFORMED AT APOLLO HEALTH AND LIFESTYLE LIMITED- RRL BANGALORE
 SIN No:KOR241003067

Apollo Health and Lifestyle Limited

(CIN - U06110TC2800PHG115819)
 Regd. Office: 1-10-60/62, Ashoka Raghupathi Chambers, 5th Floor, Begumpet, Hyderabad, Telangana - 500 016 |
 www.apollohl.com | Email ID: enquiry@apollohl.com, Ph No: 040-4904 7777, Fax No: 4904 7744

Address:
 32/100/125, Doddabangla Village, Neeladri Main Road,
 Neeladri Nagar, Electronic city, Bengaluru,
 Karnataka- 560034

 **1860 500 7788**
www.apolloclinic.com

Patient Name : Mr.BIRENDER KUMAR	Collected : 26/Oct/2024 11:25AM
Age/Gender : 45 Y 9 M 25 D/M	Received : 26/Oct/2024 02:26PM
UHID/MR No : CKOR.0000259154	Reported : 26/Oct/2024 02:58PM
Visit ID : CKOROPV429958	Status : Final Report
Ref Doctor : Self	Sponsor Name : ARCOFEMI HEALTHCARE LIMITED
Emp/Auth/TPA ID : 22S34064	

DEPARTMENT OF IMMUNOLOGY

ARCOFEMI - MEDIWHEEL - FULL BODY ANNUAL PLUS ABOVE 50Y MALE - 2D ECHO - PAN INDIA - FY2324

Test Name	Result	Unit	Bio. Ref. Interval	Method
TOTAL PROSTATIC SPECIFIC ANTIGEN (tPSA) , SERUM	0.330	ng/mL	0-4	CLIA

Priya Murthy

Dr Priya Murthy
M.B.B.S.,M.D(Pathology)
Consultant Pathologist



Patient Name : Mr.BIRENDER KUMAR	Collected : 26/Oct/2024 11:25AM
Age/Gender : 45 Y 9 M 25 D/M	Received : 26/Oct/2024 02:50PM
UHID/MR No : CKOR.0000259154	Reported : 26/Oct/2024 03:18PM
Visit ID : CKOROPV429958	Status : Final Report
Ref Doctor : Self	Sponsor Name : ARCOFEMI HEALTHCARE LIMITED
Emp/Auth/TPA ID : 22S34064	

DEPARTMENT OF CLINICAL PATHOLOGY

ARCOFEMI - MEDIWHEEL - FULL BODY ANNUAL PLUS ABOVE 50Y MALE - 2D ECHO - PAN INDIA - FY2324


Test Name	Result	Unit	Bio. Ref. Interval	Method
COMPLETE URINE EXAMINATION (CUE) , URINE				
PHYSICAL EXAMINATION				
COLOUR	YELLOW		PALE YELLOW	Visual
TRANSPARENCY	HAZY		CLEAR	Physical Measurement
pH	6.5		5-7.5	Double Indicator
SP. GRAVITY	1.015		1.002-1.030	Bromothymol Blue
BIOCHEMICAL EXAMINATION				
URINE PROTEIN	NEGATIVE		NEGATIVE	Protein Error Of Indicator
GLUCOSE	NEGATIVE		NEGATIVE	Glucose Oxidase
URINE BILIRUBIN	NEGATIVE		NEGATIVE	Azo Coupling Reaction
URINE KETONES (RANDOM)	NEGATIVE		NEGATIVE	Sodium Nitro Prusside
UROBILINOGEN	NORMAL		NORMAL	Modified Ehrlich Reaction
NITRITE	NEGATIVE		NEGATIVE	Diazotization
LEUCOCYTE ESTERASE	POSITIVE +		NEGATIVE	Leucocyte Esterase
CENTRIFUGED SEDIMENT WET MOUNT AND MICROSCOPY				
PUS CELLS	8-10	/hpf	0-5	Microscopy
EPITHELIAL CELLS	2-3	/hpf	<10	Microscopy
RBC	NIL	/hpf	0-2	Microscopy
CASTS	NIL		0-2 Hyaline Cast	Microscopy
CRYSTALS	ABSENT		ABSENT	Microscopy

Comment:

All urine samples are checked for adequacy and suitability before examination. All abnormal chemical examination are rechecked and verified by manual methods. Microscopy findings are reported as an average of 10 high power fields.



Dr. Vidya Aniket Gore
M.B.B.S,M.D(Pathology)
Consultant Pathologist



Dr Priya Murthy
M.B.B.S,M.D(Pathology)
Consultant Pathologist

AND LIFESTYLE LIMITED- RRL BANGALORE




Patient Name : Mr.BIRENDER KUMAR	Collected : 26/Oct/2024 11:25AM
Age/Gender : 45 Y 9 M 25 D/M	Received : 26/Oct/2024 06:10PM
UHID/MR No : CKOR.0000259154	Reported : 26/Oct/2024 06:40PM
Visit ID : CKOROPV429958	Status : Final Report
Ref Doctor : Self	Sponsor Name : ARCOFEMI HEALTHCARE LIMITED
Emp/Auth/TPA ID : 22S34064	

DEPARTMENT OF CLINICAL PATHOLOGY

ARCOFEMI - MEDIWHEEL - FULL BODY ANNUAL PLUS ABOVE 50Y MALE - 2D ECHO - PAN INDIA - FY2324

Test Name	Result	Unit	Bio. Ref. Interval	Method
URINE GLUCOSE(POST PRANDIAL)	NEGATIVE		NEGATIVE	GOD-POD


Dr. Rajalakshmi D
 M.B.B.S,M.D
 Consultant Pathologist


Dr. Vidya Aniket Gore
 M.B.B.S,M.D(Pathology)
 Consultant Pathologist



THIS TEST HAS BEEN PERFORMED AT APOLLO HEALTH

Apollo Health and Lifestyle Limited (CIN - 063110132000PLC115017)
 50th Floor, Begumpet, Hyderabad, Telangana - 500 016 |
 Bangalore - 560034
 www.apollohl.com | Email ID: enquiry@apollohl.com, Ph No: 040-4904 7777, Fax No: 4904 7744

Address:
 323/100/123, Doddathangur Village, Neeladri Main Road,
 Neeladri Nagar, Electronic city, Bengaluru,
 Karnataka - 560034

 **1860 500 7788**
www.apolloclinic.com

Telangana: Hyderabad (AS Rao Nagar | Chanda Nagar | Kondapur | Nallakunta | Nizampet | Manikonda | Uppal) | **Andhra Pradesh:** Vizag (Seethamma Peta) | **Karnataka:** Bangalore (Basavanagudi | Bellandur | Electronics City | Fraser Town | HSR Layout | Indira Nagar | JP Nagar | Kundalahalli | Koramangala | Sarjapur Road) | **Mysore** (VV Mohalla) | **Tamilnadu:** Chennai (Annanagar | Kotturpuram | Mogappair | T Nagar | Valasaravakkam | Velachery) | **Maharashtra:** Pune (Aundh | Nigdi Pradhikaran | Viman Nagar | Wanowrie) | **Uttar Pradesh:** Ghaziabad (Indrapuram) | **Gujarat:** Ahmedabad (Satellite) | **Punjab:** Amritsar (Court Road) | **Haryana:** Faridabad (Railway Station Road)

Patient Name : Mr.BIRENDER KUMAR	Collected : 26/Oct/2024 11:25AM
Age/Gender : 45 Y 9 M 25 D/M	Received : 26/Oct/2024 02:50PM
UHID/MR No : CKOR.0000259154	Reported : 26/Oct/2024 03:18PM
Visit ID : CKOROPV429958	Status : Final Report
Ref Doctor : Self	Sponsor Name : ARCOFEMI HEALTHCARE LIMITED
Emp/Auth/TPA ID : 22S34064	

DEPARTMENT OF CLINICAL PATHOLOGY


ARCOFEMI - MEDIWHEEL - FULL BODY ANNUAL PLUS ABOVE 50Y MALE - 2D ECHO - PAN INDIA - FY2324

Test Name	Result	Unit	Bio. Ref. Interval	Method
URINE GLUCOSE(FASTING)	NEGATIVE		NEGATIVE	GOD-POD

*** End Of Report ***



Dr. Vidya Aniket Gore
M.B.B.S,M.D(Pathology)
Consultant Pathologist



Dr Priya Murthy
M.B.B.S,M.D(Pathology)
Consultant Pathologist

AND LIFESTYLE LIMITED- RRL BANGALORE



Patient Name : Mr.BIRENDER KUMAR
Age/Gender : 45 Y 9 M 25 D/M
UHID/MR No : CKOR.0000259154
Visit ID : CKOROPV429958
Ref Doctor : Self
Emp/Auth/TPA ID : 22S34064


Collected : 26/Oct/2024 11:25AM
Received : 26/Oct/2024 02:50PM
Reported : 26/Oct/2024 03:18PM
Status : Final Report
Sponsor Name : ARCOFEMI HEALTHCARE LIMITED

TERMS AND CONDITIONS GOVERNING THIS REPORT

1. Reported results are for information and interpretation of the referring doctor or such other medical professionals, who understand reporting units, reference ranges and limitation of technologies. Laboratories not be responsible for any interpretation whatsoever.
2. It is presumed that the tests performed are, on the specimen / sample being to the patient named or identified and the verifications of particulars have been confirmed by the patient or his / her representative at the point of generation of said specimen.
3. The reported results are restricted to the given specimen only. Results may vary from lab to lab and from time to time for the same parameter for the same patient (within subject biological variation).
4. The patient details along with their results in certain cases like notifiable diseases and as per local regulatory requirements will be communicated to the assigned regulatory bodies.
5. The patient samples can be used as part of internal quality control, test verification, data analysis purposes within the testing scope of the laboratory.
6. This report is not valid for medico legal purposes. It is performed to facilitate medical diagnosis only.



Dr. Vidya Aniket Gore
M.B.B.S,M.D(Pathology)
Consultant Pathologist



Dr Priya Murthy
M.B.B.S,M.D(Pathology)
Consultant Pathologist

AND LIFESTYLE LIMITED- RRL BANGALORE



Reg. No: CKOR 244063062
www.apollohl.com | Email ID: enquiry@apollohl.com, Ph No: 040-4904 7777, Fax No: 4904 7744
APOLLO CLINICS NETWORK

Address:
323/100/123, Doddathangur Village, Neeladri Main Road,
Neeladri Nagar, Electronic city, Bengaluru,
Karnataka - 560034



Telangana: Hyderabad (AS Rao Nagar | Chanda Nagar | Kondapur | Nallakunta | Nizampet | Manikonda | Uppal) Andhra Pradesh: Vizag (Seethamma Peta) Karnataka: Bangalore (Basavanagudi | Bellandur | Electronics City | Fraser Town | HSR Layout | Indira Nagar | JP Nagar | Kundalahalli | Koramangala | Sarjapur Road) Mysore (VV Mohalla) Tamilnadu: Chennai (Annanagar | Kotturpuram | Mogappair | T Nagar | Valasaravakkam | Velachery) Maharashtra: Pune (Aundh | Nigdi Pradhikaran | Viman Nagar | Wanowrie) Uttar Pradesh: Ghazlabad (Indrapuram) Gujarat: Ahmedabad (Satellite) Punjab: Amritsar (Court Road) Haryana: Faridabad (Railway Station Road)

Patient Name	: Mr. Birender Kumar	Age	: 45Yrs 9Mths 26Days
UHID	: CKOR.0000259154	OP Visit No.	: CKOROPV429958
Printed On	: 26-10-2024 07:30 AM	Advised/Pres Doctor	: --
Department	: Radiology	Qualification	: --
Referred By	: Self	Registration No.	: --
Employee Id	: 22S34064		

DEPARTMENT OF RADIOLOGY

ULTRASOUND ABDOMEN AND PELVIS

FINDINGS:

Liver is normal in size(13 cms) and shows increased echotexture. No biliary dilatation. No focal lesion

CBD is not dilated.

Portal vein is normal in size, course and calibre.

Gall bladder is normal without evidence of calculi, wall thickening or pericholecystic fluid.

Pancreas to the extent visualized, appears normal in size, contour and echogenicity

Spleen is normal in size, shape, contour and echopattern. No evidence of mass or focal lesions.

Right Kidney is normal in size, position, shape and echopattern. Corticomedullary differentiation is maintained. No evidence of calculi or hydronephrosis.

Left Kidney is normal in size, position, shape and echopattern. Corticomedullary differentiation is maintained. No evidence of calculi or hydronephrosis.

Retroperitoneum – Obscured by bowel gas. No significant lymphadenopathy.

Urinary Bladder well distended. wall thickness is normal. No evidence of calculi, mass or mural lesion.

Prostate: normal in size and echotexture.

There is no ascites.

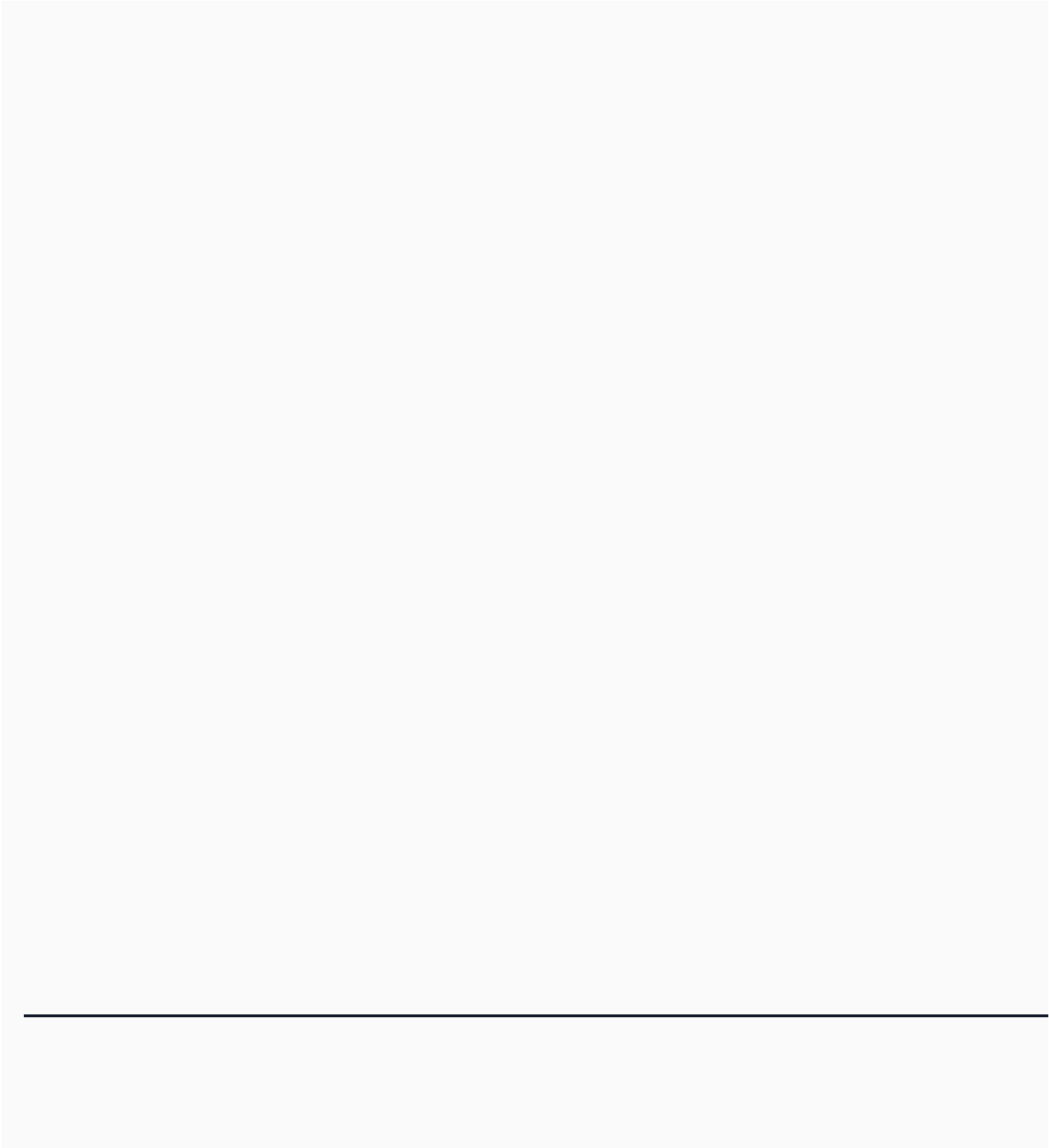
IMPRESSION: GRADE I FATTY LIVER

---End Of The Report---



Dr.VINOD P JOSEPH
MBBS, DNB, DMRD

25487
Radiology





बैंक ऑफ़ बड़ौदा Bank of Baroda



प्रति,

समन्वयक,
MediWheel (M/s. Arcofemi Healthcare Pvt. Ltd.)

महोदय/ महोदया,

विषय: बैंक ऑफ़ बड़ौदा के कर्मचारियों के लिए वार्षिक स्वास्थ्य जांच।

हम आपको सूचित करना चाहते हैं कि हमारे कर्मचारी की पत्नी/पति जिनके विवरण निम्नानुसार हैं हमारे करार के अनुसार आपके द्वारा उपलब्ध कराई गई कैशलेस वार्षिक स्वास्थ्य जांच सुविधा का लाभ लेना चाहते हैं।

स्वास्थ्य जांच लाभार्थी के विवरण	
नाम	BIRENDRA KUMAR
जन्म की तारीख	01-03-1979
कर्मचारी की पत्नी/पति के स्वास्थ्य जांच की प्रस्तावित तारीख	26-10-2024
बुकिंग संदर्भ सं.	24D165523100114958S
पत्नी/पति के विवरण	
कर्मचारी का नाम	MS. FARIDI RAHMAT JAHAN
कर्मचारी की क.कू.संख्या	165523
कर्मचारी का पद	CREDIT
कर्मचारी के कार्य का स्थान	BANGALORE, RT NAGAR
कर्मचारी के जन्म की तारीख	28-02-1983

यह अनुमोदन/ संस्तुति पत्र तभी वैध माना जाएगा जब इसे बैंक ऑफ़ बड़ौदा के कर्मचारी आईडी कार्ड की प्रति के साथ प्रस्तुत किया जाएगा। यह अनुमोदन पत्र दिनांक 23-09-2024 से 31-03-2025 तक मान्य है। इस पत्र के साथ किए जाने वाले चिकित्सा जांच की सूची अनुलग्नक के रूप में दी गई है। कृपया नोट करें कि उक्त स्वास्थ्य जांच हमारी टाई-अप व्यवस्था के अनुसार कैशलेस सुविधा है। हम अनुरोध करते हैं कि आप हमारे कर्मचारी के पत्नी/पति की स्वास्थ्य जांच संबंधी आवश्यकताओं पर उचित कार्रवाई करें तथा इस संबंध में अपनी सर्वोच्च प्राथमिकता तथा सर्वोत्तम संसाधन उपलब्ध कराएं। उपर्युक्त सारणी में दी गई कर्मचारी कूट संख्या एवं बुकिंग संदर्भ संख्या का उल्लेख अनिवार्य रूप से इनवॉइस में किया जाना चाहिए।

हम इस संबंध में आपके सहयोग की अपेक्षा करते हैं।

भवदीय,

हस्ता/-

(मुख्य महाप्रबंधक)

मा.सं.प्र. एवं विपणन

बैंक ऑफ़ बड़ौदा

(नोट: यह कंप्यूटर द्वारा जनरेट किया गया पत्र है। हस्ताक्षर की आवश्यकता नहीं है। कृपया किसी भी स्पष्टीकरण के लिए MediWheel (M/s. Arcofemi Healthcare Pvt. Ltd.) से संपर्क करें।)



List of tests & consultations to be covered as part of Annual Health Check-up

S.No.	For Male	For Female
1	CBC	CBC
2	ESR	ESR
3	Blood Group & RH Factor	Blood Group & RH Factor
4	Blood and Urine Sugar Fasting	Blood and Urine Sugar Fasting
5	Blood and Urine Sugar PP	Blood and Urine Sugar PP
6	Stool Routine	Stool Routine
	Lipid Profile	Lipid Profile
7	Total Cholesterol	Total Cholesterol
8	HDL	HDL
9	LDL	LDL
10	VLDL	VLDL
11	Triglycerides	Triglycerides
12	HDL/ LDL ratio	HDL/ LDL ratio
	Liver Profile	Liver Profile
13	AST	AST
14	ALT	ALT
15	GGT	GGT
16	Bilirubin (total, direct, indirect)	Bilirubin (total, direct, indirect)
17	ALP	ALP
18	Proteins (T, Albumin, Globulin)	Proteins (T, Albumin, Globulin)
	Kidney Profile	Kidney Profile
19	Serum Creatinine	Serum Creatinine
20	Blood Urea Nitrogen	Blood Urea Nitrogen
21	Uric Acid	Uric Acid
22	HBA1C	HBA1C
23	Routine Urine Analysis	Routine Urine Analysis
24	USG Whole Abdomen	USG Whole Abdomen
	General Tests	General Tests
25	X Ray Chest	X Ray Chest
26	ECG	ECG
27	2D/3D ECHO / TMT	2D/3D ECHO / TMT
28	Stress Test	Gynaec Consultation
29	PSA Male (above 40 years)	Pap Smear (above 30 years) & Mammography (above 40 years)
30	Thyroid Profile (T3, T4, TSH)	Thyroid Profile (T3, T4, TSH)
31	Dental Check-up Consultation	Dental Check-up Consultation
32	Physician Consultation	Physician Consultation
33	Eye Check-up Consultation	Eye Check-up Consultation
34	Skin/ENT Consultation	Skin/ENT Consultation



भारत सरकार
GOVERNMENT OF INDIA



कुमार बिरेंद्र
Kumar Birendra
जन्म तारीख/DOB: 01/03/1979
पुरुष/ MALE
Mobile No: 9558817001



3033 3482 0350

भारो

, भारी ओज्ज



Apollo Clinic

Consent Form

Patient Name: Birandra kv Age: 45
 UHID Number: Company Name:

I Mr/Mrs/Miss: Employee of
 (Company) want to inform you that I am not getting the.....
 Test which is a part of health check package.

Reason If any: ECG/XRAY - next week will do.
Next Saturday Come for consultation
 And I claim the above statement in my full consciousness.

Patient Signature: Birandra Date: 26/10/2024

OPHTHAL REPORT

NAME: Mr. Bisendax kumar
AGE: 45 GENDER: MALE/FEMALE

RIGHT EYE

	SPH	CYL	AXIS	VA
DV	\pm			6/6
NV	+1.50			N6

LEFT EYE

	SPH	CYL	AXIS	VA
DV	\pm			6/6
NV	+1.50			N6

REMARK:

Colour Vn: Normal

DATE: 26.10.24


OPTOMETRIST

BRING THIS PRESCRIPTION IN YOUR NEXT VISIT

Patient Name : Mr. Birender Kumar
Age : 45 Year(s)
Referring Doctor : H/C

Patient ID: 259154
Sex: Male
Date: 26.10.2024

ULTRASOUND ABDOMEN AND PELVIS

FINDINGS:

Liver is normal in size (13 cms) and shows increased echotexture. No biliary dilatation. No focal lesion

CBD is not dilated.

Portal vein is normal in size, course and calibre.

Gall bladder is normal without evidence of calculi, wall thickening or pericholecystic fluid.

Pancreas to the extent visualized, appears normal in size, contour and echogenicity

Spleen is normal in size, shape, contour and echopattern. No evidence of mass or focal lesions.

Right Kidney is normal in size, position, shape and echopattern. Corticomedullary differentiation is maintained. No evidence of calculi or hydronephrosis.

Left Kidney is normal in size, position, shape and echopattern. Corticomedullary differentiation is maintained. No evidence of calculi or hydronephrosis.

Retroperitoneum – Obscured by bowel gas. No significant lymphadenopathy.

Urinary Bladder well distended. wall thickness is normal. No evidence of calculi, mass or mural lesion.

Prostate: normal in size and echotexture.

There is no ascites.

IMPRESSION: GRADE I FATTY LIVER

DR VINOD JOSEPH DNB, DMRD
RADIOLOGIST

Apollo Health and Lifestyle Limited
(CIN - U85110TG2000PLC046089) Regd. Office: #7-1-617/A, 615 & 616, Imperial Towers, 7th Floor; Ameerpet, Hyderabad, Telangana - 500 038 | Email ID: enqulry@apolloh

APOLLO CLINICS NETWORK KARNATAKA
Bangalore (Basavanagudi | Bellandur | Electronics City | HSR Layout | Indra Nagar | JP Nagar | Kundalahalli | Koramangala |

Sarjapur Road) Mysore (Kalidasa Road)

Online appointments: www.apolloclinic.com

TO BOOK AN APPOINTMENT

 **1860 500 77**



DR VIJAYA LAKSHMI M
M.B.B.S, D.L.O, D.N.B(ENT)
Phone No.9972044580,080-25633823/24/23

26/10/24

HEALTH CHECK- ENT

NAME: *Bilender Kumar 45y m* **AGE:**

EAR: **RE:** **LE:**

EXTERNAL EAR

MIDDLE EAR

INNER EAR (FN)

normal

HEARING ASSESSMENT: **RE:** **LE:**

RHINNE

WEBER

ABC

normal

NOSE

THROAT

AIRWAY

ORAL CAVITY

SEPTUM

OROPHARYNX

TURBINATES

PHARYNX

OTHERS

LARYNX

normal

normal

NECK

NECK NODES

OTHER

normal

AUDIOMETRY

IMPRESSION

normal

[Signature]
SIGNATURE:

NAME: Mr. BIRENDER KUMAR
SEX: MALE

AGE: 45Y
DATE: 26/10/2024

ECHOCARDIOGRAPHY REPORT

MEASUREMENT

AO – 29(20 – 35)mm	LIVD d –40(36-52)mm	IVS – 10(06 - 11)mm
LA -30(19- 40)mm	LVID s 27(23- 39)mm	PWD –11(06- 11)mm
EF – 60(>50%)	RVID-20	

VALVES

Mitral Valve : NORMAL
Aortic Valve : NORMAL
Tricuspid Valve : Normal,
Pulmonary Valve : Normal.

CHAMBERS

Left Atrium : Normal
Right Atrium : Normal
Left Ventricle : Normal
Right Ventricle : Normal

SEPTAE

IVS : Intact
IAS : Intact

GREAT ARTERIES

Aorta : Normal
Pulmonary Artery : Normal

DOPPLER DATA

Mitral : E > A , 0.8 / 0.5
Aortic : Normal , 1.0 m/s
Tricuspid : Normal , 0.4 / 0.6
Pulmonary : Normal, 1.10

WALL MOTION ABNORMALITIES : No RWMA

Pericardium : Normal

FINAL DIAGNOSIS

**NORMAL CHAMBERS AND DIMENSION
NO RWMA AT REST, NORMAL LV EF - 60%
NORMAL DIASTOLIC FUNCTION
NO OBVIOUS CLOTS/ EFFUSION/ VEGETATION**



**DR. MOHAN MURALI
DNB(MED), DrNB(CARDIOLOGY)
CONSULTANT CARDIOLOGIST**