

Patient Name : Mrs.DEVIKA T D	Collected : 09/Nov/2024 08:53AM
Age/Gender : 32 Y 3 M 2 D/F	Received : 09/Nov/2024 11:57AM
UHID/MR No : CIND.0000173134	Reported : 09/Nov/2024 01:09PM
Visit ID : CINDOPV244815	Status : Final Report
Ref Doctor : Self	Sponsor Name : ARCOFEMI HEALTHCARE LIMITED
Emp/Auth/TPA ID : 22E37885	

DEPARTMENT OF HAEMATOLOGY

ARCOFEMI - MEDIWHEEL - FULL BODY HEALTH ANNUAL PLUS CHECK - FEMALE - 2D ECHO - PAN INDIA - FY2324


Test Name	Result	Unit	Bio. Ref. Interval	Method
HEMOGRAM , WHOLE BLOOD EDTA				
HAEMOGLOBIN	13.6	g/dL	12-15	Spectrophotometer
PCV	40.20	%	36-46	Electronic pulse & Calculation
RBC COUNT	4.77	Million/cu.mm	3.8-4.8	Electrical Impedance
MCV	84.3	fL	83-101	Calculated
MCH	28.6	pg	27-32	Calculated
MCHC	33.9	g/dL	31.5-34.5	Calculated
R.D.W	13.4	%	11.6-14	Calculated
TOTAL LEUCOCYTE COUNT (TLC)	9,060	cells/cu.mm	4000-10000	Electrical Impedance
DIFFERENTIAL LEUCOCYTIC COUNT (DLC)				
NEUTROPHILS	59.6	%	40-80	Electrical Impedance
LYMPHOCYTES	24.6	%	20-40	Electrical Impedance
EOSINOPHILS	7.7	%	1-6	Electrical Impedance
MONOCYTES	7.6	%	2-10	Electrical Impedance
BASOPHILS	0.5	%	<1-2	Electrical Impedance
ABSOLUTE LEUCOCYTE COUNT				
NEUTROPHILS	5399.76	Cells/cu.mm	2000-7000	Calculated
LYMPHOCYTES	2228.76	Cells/cu.mm	1000-3000	Calculated
EOSINOPHILS	697.62	Cells/cu.mm	20-500	Calculated
MONOCYTES	688.56	Cells/cu.mm	200-1000	Calculated
BASOPHILS	45.3	Cells/cu.mm	0-100	Calculated
Neutrophil lymphocyte ratio (NLR)	2.42		0.78- 3.53	Calculated
PLATELET COUNT	298000	cells/cu.mm	150000-410000	Electrical impedance
ERYTHROCYTE SEDIMENTATION RATE (ESR)	22	mm at the end of 1 hour	0-20	Modified Westegren method
PERIPHERAL SMEAR				

RBCs: are normocytic normochromic

WBCs: are normal in total number with mild increase in eosinophils.



Dr. Vidya Aniket Gore
M.B.B.S,M.D(Pathology)
Consultant Pathologist



Dr Priya Murthy
M.B.B.S,M.D(Pathology)
Consultant Pathologist

AND LIFESTYLE LIMITED- RRL BANGALORE



Patient Name : Mrs.DEVIKA T D	Collected : 09/Nov/2024 08:53AM
Age/Gender : 32 Y 3 M 2 D/F	Received : 09/Nov/2024 11:57AM
UHID/MR No : CIND.0000173134	Reported : 09/Nov/2024 01:09PM
Visit ID : CINDOPV244815	Status : Final Report
Ref Doctor : Self	Sponsor Name : ARCOFEMI HEALTHCARE LIMITED
Emp/Auth/TPA ID : 22E37885	

DEPARTMENT OF HAEMATOLOGY

ARCOFEMI - MEDIWHEEL - FULL BODY HEALTH ANNUAL PLUS CHECK - FEMALE - 2D ECHO - PAN INDIA - FY2324


PLATELETS: appear adequate in number.

HEMOPARASITES: negative

IMPRESSION: NORMOCYTIC NORMOCHROMIC BLOOD PICTURE WITH MILD EOSINOPHILIA.



Dr. Vidya Aniket Gore
M.B.B.S,M.D(Pathology)
Consultant Pathologist



Dr Priya Murthy
M.B.B.S,M.D(Pathology)
Consultant Pathologist

AND LIFESTYLE LIMITED- RRL BANGALORE



Patient Name : Mrs.DEVIKA T D	Collected : 09/Nov/2024 08:53AM
Age/Gender : 32 Y 3 M 2 D/F	Received : 09/Nov/2024 11:57AM
UHID/MR No : CIND.0000173134	Reported : 09/Nov/2024 03:33PM
Visit ID : CINDOPV244815	Status : Final Report
Ref Doctor : Self	Sponsor Name : ARCOFEMI HEALTHCARE LIMITED
Emp/Auth/TPA ID : 22E37885	

DEPARTMENT OF HAEMATOLOGY

ARCOFEMI - MEDIWHEEL - FULL BODY HEALTH ANNUAL PLUS CHECK - FEMALE - 2D ECHO - PAN INDIA - FY2324

Test Name	Result	Unit	Bio. Ref. Interval	Method
BLOOD GROUP ABO AND RH FACTOR , WHOLE BLOOD EDTA				
BLOOD GROUP TYPE	B			Microplate Hemagglutination
Rh TYPE	Positive			Microplate Hemagglutination



Dr. Vidya Aniket Gore
M.B.B.S,M.D(Pathology)
Consultant Pathologist



Dr Priya Murthy
M.B.B.S,M.D(Pathology)
Consultant Pathologist

AND LIFESTYLE LIMITED- RRL BANGALORE



Patient Name : Mrs.DEVIKA T D	Collected : 09/Nov/2024 08:53AM
Age/Gender : 32 Y 3 M 2 D/F	Received : 09/Nov/2024 12:32PM
UHID/MR No : CIND.0000173134	Reported : 09/Nov/2024 12:48PM
Visit ID : CINDOPV244815	Status : Final Report
Ref Doctor : Self	Sponsor Name : ARCOFEMI HEALTHCARE LIMITED
Emp/Auth/TPA ID : 22E37885	

DEPARTMENT OF BIOCHEMISTRY

ARCOFEMI - MEDIWHEEL - FULL BODY HEALTH ANNUAL PLUS CHECK - FEMALE - 2D ECHO - PAN INDIA - FY2324

Test Name	Result	Unit	Bio. Ref. Interval	Method
GLUCOSE, FASTING , NAF PLASMA	109	mg/dL	70-100	HEXOKINASE

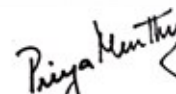
Comment:

As per American Diabetes Guidelines, 2023

Fasting Glucose Values in mg/dL	Interpretation
70-100 mg/dL	Normal
100-125 mg/dL	Prediabetes
≥126 mg/dL	Diabetes
<70 mg/dL	Hypoglycemia

Note:

- 1.The diagnosis of Diabetes requires a fasting plasma glucose of > or = 126 mg/dL and/or a random / 2 hr post glucose value of > or = 200 mg/dL on at least 2 occasions.
2. Very high glucose levels (>450 mg/dL in adults) may result in Diabetic Ketoacidosis & is considered critical.


 Dr Priya Murthy
 M.B.B.S.,M.D(Pathology)
 Consultant Pathologist



Patient Name : Mrs.DEVIKA T D	Collected : 09/Nov/2024 01:04PM
Age/Gender : 32 Y 3 M 2 D/F	Received : 09/Nov/2024 02:10PM
UHID/MR No : CIND.0000173134	Reported : 09/Nov/2024 03:32PM
Visit ID : CINDOPV244815	Status : Final Report
Ref Doctor : Self	Sponsor Name : ARCOFEMI HEALTHCARE LIMITED
Emp/Auth/TPA ID : 22E37885	


DEPARTMENT OF BIOCHEMISTRY

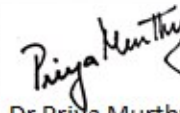
ARCOFEMI - MEDIWHEEL - FULL BODY HEALTH ANNUAL PLUS CHECK - FEMALE - 2D ECHO - PAN INDIA - FY2324

Test Name	Result	Unit	Bio. Ref. Interval	Method
GLUCOSE, POST PRANDIAL (PP), 2 HOURS , SODIUM FLUORIDE PLASMA (2 HR)	97	mg/dL	70-140	HEXOKINASE

Comment:

It is recommended that FBS and PPBS should be interpreted with respect to their Biological reference ranges and not with each other.
 Conditions which may lead to lower postprandial glucose levels as compared to fasting glucose levels may be due to reactive hypoglycemia, dietary meal content, duration or timing of sampling after food digestion and absorption, medications such as insulin preparations, sulfonylureas, amylin analogues, or conditions such as overproduction of insulin.


Dr. Govinda Raju N L
 MSc, PhD (Biochemistry)
 Consultant Biochemistry


Dr Priya Murthy
 M.B.B.S, M.D (Pathology)
 Consultant Pathologist



THIS TEST HAS BEEN PERFORMED AT APOLLO HEALTH AND LIFESTYLE LIMITED- RRL BANGALORE
 SIN No: IRA241101114

Apollo Health and Lifestyle Limited

(CIN - U061107C2000PHG115819)
 Regd. Office: 1-10-60/62, Ashoka Raghupathi Chambers, 5th Floor, Begumpet, Hyderabad, Telangana - 500 016 |
 www.apollohl.com | Email ID: enquiry@apollohl.com, Ph No: 040-4904 7777, Fax No: 4904 7744

Address:
 32/100/125, Doddabangla Village, Neeladri Main Road,
 Neeladri Nagar, Electronic city, Bengaluru,
 Karnataka - 560034


1860 500 7788
www.apolloclinic.com

Patient Name : Mrs.DEVIKA T D	Collected : 09/Nov/2024 08:53AM
Age/Gender : 32 Y 3 M 2 D/F	Received : 09/Nov/2024 12:14PM
UHID/MR No : CIND.0000173134	Reported : 09/Nov/2024 01:27PM
Visit ID : CINDOPV244815	Status : Final Report
Ref Doctor : Self	Sponsor Name : ARCOFEMI HEALTHCARE LIMITED
Emp/Auth/TPA ID : 22E37885	

DEPARTMENT OF BIOCHEMISTRY

ARCOFEMI - MEDIWHEEL - FULL BODY HEALTH ANNUAL PLUS CHECK - FEMALE - 2D ECHO - PAN INDIA - FY2324

Test Name	Result	Unit	Bio. Ref. Interval	Method
HBA1C (GLYCATED HEMOGLOBIN) , WHOLE BLOOD EDTA				
HBA1C, GLYCATED HEMOGLOBIN	5.7	%		HPLC
ESTIMATED AVERAGE GLUCOSE (eAG)	117	mg/dL		Calculated

Comment:

Reference Range as per American Diabetes Association (ADA) 2023 Guidelines:

REFERENCE GROUP	HBA1C %
NON DIABETIC	<5.7
PREDIABETES	5.7 – 6.4
DIABETES	≥ 6.5
DIABETICS	
EXCELLENT CONTROL	6 – 7
FAIR TO GOOD CONTROL	7 – 8
UNSATISFACTORY CONTROL	8 – 10
POOR CONTROL	>10

Note: Dietary preparation or fasting is not required.

1. HbA1c is recommended by American Diabetes Association for Diagnosing Diabetes and monitoring Glycemic Control by American Diabetes Association guidelines 2023.

2. Trends in HbA1c values is a better indicator of Glycemic control than a single test.

3. Low HbA1c in Non-Diabetic patients are associated with Anemia (Iron Deficiency/Hemolytic), Liver Disorders, Chronic Kidney Disease. Clinical Correlation is advised in interpretation of low Values.


4. Falsely low HbA1c (below 4%) may be observed in patients with clinical conditions that shorten erythrocyte life span or decrease mean erythrocyte age. HbA1c may not accurately reflect glycemic control when clinical conditions that affect erythrocyte survival are present.

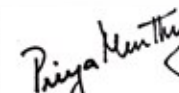
5. In cases of Interference of Hemoglobin variants in HbA1c, alternative methods (Fructosamine) estimation is recommended for Glycemic Control

A: HbF >25%

B: Homozygous Hemoglobinopathy.

(Hb Electrophoresis is recommended method for detection of Hemoglobinopathy)


Dr. Govinda Raju N L
 MSc, PhD (Biochemistry)
 Consultant Biochemistry


Dr Priya Murthy
 M.B.B.S, M.D (Pathology)
 Consultant Pathologist



THIS TEST HAS BEEN PERFORMED AT APOLLO HEALTH AND LIFESTYLE LIMITED- RRL BANGALORE
 SIN No: IRA241100859

Apollo Health and Lifestyle Limited

(CIN - U061107C2009PH6115849)
 This test has been performed at Apollo Health & Lifestyle Ltd, RRL BANGALORE Laboratory,
 Regd. Office: 1-10-60/62, Ashoka Raghupathi Chambers, 5th Floor, Begumpet, Hyderabad, Telangana - 500 016 |
 www.apollohl.com | Email ID: enquiry@apollohl.com, Ph No: 040-4904 7777, Fax No: 4904 7744

Address:
 32, 1st/125, Doddabangla Village, Neeladri Main Road,
 Neeladri Nagar, Electronic city, Bengaluru,
 Karnataka - 560034

APOLLO CLINICS NETWORK

Telangana: Hyderabad (AS Rao Nagar | Chanda Nagar | Kondapur | Nallakunta | Nizampet | Manikonda | Uppal) | Andhra Pradesh: Vizag (Seethamma Peta) | Karnataka: Bangalore (Basavanagudi | Bellandur | Electronics City | Fraser Town | HSR Layout | Indira Nagar | JP Nagar | Kundalahalli | Koramangala | Sarjapur Road) | Mysore (VV Mohalla) | Tamilnadu: Chennai (Annanagar | Kotturpuram | Mogappair | T Nagar | Valasaravakkam | Velachery) | Maharashtra: Pune (Aundh | Nigdi Pradhikaran | Viman Nagar | Wanowrie) | Uttar Pradesh: Ghaziabad (Indrapuram) | Gujarat: Ahmedabad (Satellite) | Punjab: Amritsar (Court Road) | Haryana: Faridabad (Railway Station Road)

Patient Name : Mrs.DEVIKA T D	Collected : 09/Nov/2024 08:53AM
Age/Gender : 32 Y 3 M 2 D/F	Received : 09/Nov/2024 11:24AM
UHID/MR No : CIND.0000173134	Reported : 09/Nov/2024 12:11PM
Visit ID : CINDOPV244815	Status : Final Report
Ref Doctor : Self	Sponsor Name : ARCOFEMI HEALTHCARE LIMITED
Emp/Auth/TPA ID : 22E37885	

DEPARTMENT OF BIOCHEMISTRY


ARCOFEMI - MEDIWHEEL - FULL BODY HEALTH ANNUAL PLUS CHECK - FEMALE - 2D ECHO - PAN INDIA - FY2324

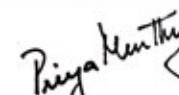
Test Name	Result	Unit	Bio. Ref. Interval	Method
LIPID PROFILE , SERUM				
TOTAL CHOLESTEROL	251	mg/dL	<200	CHO-POD
TRIGLYCERIDES	168	mg/dL	<150	GPO-POD
HDL CHOLESTEROL	48	mg/dL	40-60	Enzymatic Immunoinhibition
NON-HDL CHOLESTEROL	203	mg/dL	<130	Calculated
LDL CHOLESTEROL	169.3	mg/dL	<100	Calculated
VLDL CHOLESTEROL	33.6	mg/dL	<30	Calculated
CHOL / HDL RATIO	5.23		0-4.97	Calculated
ATHEROGENIC INDEX (AIP)	0.18		<0.11	Calculated

Comment:

Reference Interval as per National Cholesterol Education Program (NCEP) Adult Treatment Panel III Report.

	Desirable	Borderline High	High	Very High
TOTAL CHOLESTEROL	< 200	200 - 239	≥ 240	
TRIGLYCERIDES	<150	150 - 199	200 - 499	≥ 500
LDL	Optimal < 100 Near Optimal 100-129	130 - 159	160 - 189	≥ 190
HDL	≥ 60			
NON-HDL CHOLESTEROL	Optimal <130; Above Optimal 130-159	160-189	190-219	>220


Dr. Govinda Raju N L
 MSc, PhD (Biochemistry)
 Consultant Biochemistry


Dr Priya Murthy
 M.B.B.S, M.D (Pathology)
 Consultant Pathologist



THIS TEST HAS BEEN PERFORMED AT APOLLO HEALTH AND LIFESTYLE LIMITED- RRL BANGALORE
 SIN No: IRA241100854

Apollo Health and Lifestyle Limited

(CIN - U061107C2009PH6115819)
 Regd. Office: 1-10-60/62, Ashoka Raghupathi Chambers, 5th Floor, Begumpet, Hyderabad, Telangana - 500 016 |
 www.apollohl.com | Email ID: enquiry@apollohl.com, Ph No: 040-4904 7777, Fax No: 4904 7744

Address:
 32/100/125, Doddabangla Village, Neeladri Main Road,
 Neeladri Nagar, Electronic city, Bengaluru,
 Karnataka - 560034


1860 500 7788
 www.apolloclinic.com

APOLLO CLINICS NETWORK
 Telangana: Hyderabad (AS Rao Nagar | Chanda Nagar | Kondapur | Nallakunta | Nizampet | Manikonda | Uppal) | Andhra Pradesh: Vizag (Seethamma Peta) | Karnataka: Bangalore (Basavanagudi | Bellandur | Electronics City | Fraser Town | HSR Layout | Indira Nagar | JP Nagar | Kundalahalli | Koramangala | Sarjapur Road) | Mysore (VV Mohalla) | Tamilnadu: Chennai (Annanagar | Kotturpuram | Mogappair | T Nagar | Valasaravakkam | Velachery) | Maharashtra: Pune (Aundh | Nigdi Pradhikaran | Viman Nagar | Wanowrie) | Uttar Pradesh: Ghaziabad (Indrapuram) | Gujarat: Ahmedabad (Satellite) | Punjab: Amritsar (Court Road) | Haryana: Faridabad (Railway Station Road)

Patient Name : Mrs.DEVIKA T D	Collected : 09/Nov/2024 08:53AM
Age/Gender : 32 Y 3 M 2 D/F	Received : 09/Nov/2024 11:24AM
UHID/MR No : CIND.0000173134	Reported : 09/Nov/2024 12:11PM
Visit ID : CINDOPV244815	Status : Final Report
Ref Doctor : Self	Sponsor Name : ARCOFEMI HEALTHCARE LIMITED
Emp/Auth/TPA ID : 22E37885	

DEPARTMENT OF BIOCHEMISTRY

ARCOFEMI - MEDIWHEEL - FULL BODY HEALTH ANNUAL PLUS CHECK - FEMALE - 2D ECHO - PAN INDIA - FY2324

Test Name	Result	Unit	Bio. Ref. Interval	Method
LIVER FUNCTION TEST (LFT) , SERUM				
BILIRUBIN, TOTAL	0.48	mg/dL	0.3-1.2	DPD
BILIRUBIN CONJUGATED (DIRECT)	0.05	mg/dL	<0.2	DPD
BILIRUBIN (INDIRECT)	0.43	mg/dL	0.0-1.1	Dual Wavelength
ALANINE AMINOTRANSFERASE (ALT/SGPT)	12	U/L	<35	IFCC
ASPARTATE AMINOTRANSFERASE (AST/SGOT)	24.0	U/L	<35	IFCC
AST (SGOT) / ALT (SGPT) RATIO (DE RITIS)	2.0		<1.15	Calculated
ALKALINE PHOSPHATASE	74.00	U/L	30-120	IFCC
PROTEIN, TOTAL	7.58	g/dL	6.6-8.3	Biuret
ALBUMIN	4.49	g/dL	3.5-5.2	BROMO CRESOL GREEN
GLOBULIN	3.09	g/dL	2.0-3.5	Calculated
A/G RATIO	1.45		0.9-2.0	Calculated

Comment:

LFT results reflect different aspects of the health of the liver, i.e., hepatocyte integrity (AST & ALT), synthesis and secretion of bile (Bilirubin, ALP), cholestasis (ALP, GGT), protein synthesis (Albumin) Common patterns seen:

1. Hepatocellular Injury:

*AST – Elevated levels can be seen. However, it is not specific to liver and can be raised in cardiac and skeletal injuries.*ALT – Elevated levels indicate hepatocellular damage. It is considered to be most specific lab test for hepatocellular injury. Values also correlate well with increasing BMI. Disproportionate increase in AST, ALT compared with ALP. AST: ALT (ratio) – In case of hepatocellular injury AST: ALT > 1 In Alcoholic Liver Disease AST: ALT usually >2. This ratio is also seen to be increased in NAFLD, Wilsons’s diseases, Cirrhosis, but the increase is usually not >2.


2. Cholestatic Patten:*ALP – Disproportionate increase in ALP compared with AST, ALT. ALP elevation also seen in pregnancy, impacted by age and sex.*Bilirubin elevated- predominantly direct , To establish the hepatic origin correlation with elevated GGT helps.

3. Synthetic function impairment:*Albumin- Liver disease reduces albumin levels, Correlation with PT (Prothrombin Time) helps.

4. Associated tests for assessment of liver fibrosis - Fibrosis-4 and APRI Index.



Dr.Govinda Raju N L
MSc,PhD(Biochemistry)
Consultant Biochemistry



Dr Priya Murthy
M.B.B.S,M.D(Pathology)
Consultant Pathologist



THIS TEST HAS BEEN PERFORMED AT APOLLO HEALTH AND LIFESTYLE LIMITED- RRL BANGALORE
SIN No:IRA241100854

Apollo Health and Lifestyle Limited

(CIN - U06110TC2000PH6115849)
This test has been performed at Apollo Health & Lifestyle Ltd, RRL BANGALORE Laboratory
Regd. Office: 1-10-60/62, Ashoka Raghupathi Chambers, 5th Floor, Begumpet, Hyderabad, Telangana - 500 016 |
www.apollohl.com | Email ID: enquiry@apollohl.com, Ph No: 040-4904 7777, Fax No: 4904 7744

APOLLO CLINICS NETWORK

Telangana: Hyderabad (AS Rao Nagar | Chanda Nagar | Kondapur | Nallakunta | Nizampet | Manikonda | Uppal) Andhra Pradesh: Vizag (Seethamma Peta) Karnataka: Bangalore (Basavanagudi | Bellandur | Electronics City | Fraser Town | HSR Layout | Indira Nagar | JP Nagar | Kundalahalli | Koramangala | Sarjapur Road) Mysore (VV Mohalla) Tamilnadu: Chennai (Annanagar | Kotturpuram | Mogappair | T Nagar | Valasaravakkam | Velachery) Maharashtra: Pune (Aundh | Nigdi Pradhikaran | Viman Nagar | Wanowrie) Uttar Pradesh: Ghaziabad (Indrapuram) Gujarat: Ahmedabad (Satellite) Punjab: Amritsar (Court Road) Haryana: Faridabad (Railway Station Road)

Address:
32/100/125, Doddabangur Village, Neeladri Main Road,
Neeladri Nagar, Electronic city, Bengaluru,
Karnataka- 560034

 1860 500 7788
www.apolloclinic.com

Patient Name : Mrs.DEVIKA T D	Collected : 09/Nov/2024 08:53AM
Age/Gender : 32 Y 3 M 2 D/F	Received : 09/Nov/2024 11:24AM
UHID/MR No : CIND.0000173134	Reported : 09/Nov/2024 12:11PM
Visit ID : CINDOPV244815	Status : Final Report
Ref Doctor : Self	Sponsor Name : ARCOFEMI HEALTHCARE LIMITED
Emp/Auth/TPA ID : 22E37885	

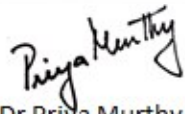
DEPARTMENT OF BIOCHEMISTRY

ARCOFEMI - MEDIWHEEL - FULL BODY HEALTH ANNUAL PLUS CHECK - FEMALE - 2D ECHO - PAN INDIA - FY2324

Test Name	Result	Unit	Bio. Ref. Interval	Method
RENAL PROFILE/KIDNEY FUNCTION TEST (RFT/KFT) , SERUM				
CREATININE	0.84	mg/dL	0.66 - 1.09	Modified Jaffe, Kinetic
UREA	21.90	mg/dL	17-43	GLDH, Kinetic Assay
BLOOD UREA NITROGEN	10.2	mg/dL	8.0 - 23.0	Calculated
URIC ACID	4.13	mg/dL	2.6-6.0	Uricase PAP
CALCIUM	9.90	mg/dL	8.8-10.6	Arsenazo III
PHOSPHORUS, INORGANIC	4.57	mg/dL	2.5-4.5	Phosphomolybdate Complex
SODIUM	135	mmol/L	136-146	ISE (Indirect)
POTASSIUM	4.2	mmol/L	3.5-5.1	ISE (Indirect)
CHLORIDE	103	mmol/L	101-109	ISE (Indirect)
PROTEIN, TOTAL	7.58	g/dL	6.6-8.3	Biuret
ALBUMIN	4.49	g/dL	3.5-5.2	BROMO CRESOL GREEN
GLOBULIN	3.09	g/dL	2.0-3.5	Calculated
A/G RATIO	1.45		0.9-2.0	Calculated



Dr. Govinda Raju N L
MSc, PhD (Biochemistry)
Consultant Biochemistry



Dr Priya Murthy
M.B.B.S, M.D (Pathology)
Consultant Pathologist



THIS TEST HAS BEEN PERFORMED AT APOLLO HEALTH AND LIFESTYLE LIMITED- RRL BANGALORE
SIN No: IRA241100854

Apollo Health and Lifestyle Limited

(CIN - U06110TC2800PHG115819)
Regd. Office: 1-10-60/62, Ashoka Raghupathi Chambers, 5th Floor, Begumpet, Hyderabad, Telangana - 500 016 |
www.apollohl.com | Email ID: enquiry@apollohl.com, Ph No: 040-4904 7777, Fax No: 4904 7744

Address:
32/100/125, Doddabangla Village, Neeladri Main Road,
Neeladri Nagar, Electronic city, Bengaluru,
Karnataka - 560034

 1860 500 7788
www.apolloclinic.com

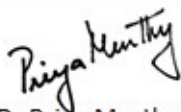
APOLLO CLINICS NETWORK
Telangana: Hyderabad (AS Rao Nagar | Chanda Nagar | Kondapur | Nallakunta | Nizampet | Manikonda | Uppal) | Andhra Pradesh: Vizag (Seethamma Peta) | Karnataka: Bangalore (Basavanagudi | Bellandur | Electronics City | Fraser Town | HSR Layout | Indira Nagar | JP Nagar | Kundalahalli | Koramangala | Sarjapur Road) | Mysore (VV Mohalla) | Tamilnadu: Chennai (Annanagar | Kotturpuram | Mogappair | T Nagar | Valasaravakkam | Velachery) | Maharashtra: Pune (Aundh | Nigdi Pradhikaran | Viman Nagar | Wanowrie) | Uttar Pradesh: Ghaziabad (Indrapuram) | Gujarat: Ahmedabad (Satellite) | Punjab: Amritsar (Court Road) | Haryana: Faridabad (Railway Station Road)

Patient Name : Mrs.DEVIKA T D	Collected : 09/Nov/2024 08:53AM
Age/Gender : 32 Y 3 M 2 D/F	Received : 09/Nov/2024 11:24AM
UHID/MR No : CIND.0000173134	Reported : 09/Nov/2024 12:01PM
Visit ID : CINDOPV244815	Status : Final Report
Ref Doctor : Self	Sponsor Name : ARCOFEMI HEALTHCARE LIMITED
Emp/Auth/TPA ID : 22E37885	

DEPARTMENT OF BIOCHEMISTRY

ARCOFEMI - MEDIWHEEL - FULL BODY HEALTH ANNUAL PLUS CHECK - FEMALE - 2D ECHO - PAN INDIA - FY2324

Test Name	Result	Unit	Bio. Ref. Interval	Method
GAMMA GLUTAMYL TRANSPEPTIDASE (GGT) , SERUM	14.00	U/L	<38	IFCC



Dr Priya Murthy
M.B.B.S.,M.D(Pathology)
Consultant Pathologist



Patient Name : Mrs.DEVIKA T D	Collected : 09/Nov/2024 08:53AM
Age/Gender : 32 Y 3 M 2 D/F	Received : 09/Nov/2024 11:23AM
UHID/MR No : CIND.0000173134	Reported : 09/Nov/2024 01:30PM
Visit ID : CINDOPV244815	Status : Final Report
Ref Doctor : Self	Sponsor Name : ARCOFEMI HEALTHCARE LIMITED
Emp/Auth/TPA ID : 22E37885	

DEPARTMENT OF IMMUNOLOGY

ARCOFEMI - MEDIWHEEL - FULL BODY HEALTH ANNUAL PLUS CHECK - FEMALE - 2D ECHO - PAN INDIA - FY2324


Test Name	Result	Unit	Bio. Ref. Interval	Method
THYROID PROFILE TOTAL (T3, T4, TSH) , SERUM				
TRI-iodothyronine (T3, TOTAL)	1	ng/mL	0.7-2.04	CLIA
THYROXINE (T4, TOTAL)	9.6	µg/dL	5.48-14.28	CLIA
THYROID STIMULATING HORMONE (TSH)	2.835	µIU/mL	0.34-5.60	CLIA


Comment:

For pregnant females	Bio Ref Range for TSH in uIU/ml (As per American Thyroid Association)
First trimester	0.1 - 2.5
Second trimester	0.2 – 3.0
Third trimester	0.3 – 3.0

- TSH is a glycoprotein hormone secreted by the anterior pituitary. TSH activates production of T3 (Triiodothyronine) and its prohormone T4 (Thyroxine). Increased blood level of T3 and T4 inhibit production of TSH.
- TSH is elevated in primary hypothyroidism and will be low in primary hyperthyroidism. Elevated or low TSH in the context of normal free thyroxine is often referred to as sub-clinical hypo- or hyperthyroidism respectively.
- Both T4 & T3 provides limited clinical information as both are highly bound to proteins in circulation and reflects mostly inactive hormone. Only a very small fraction of circulating hormone is free and biologically active.
- Significant variations in TSH can occur with circadian rhythm, hormonal status, stress, sleep deprivation, medication & circulating antibodies.

TSH	T3	T4	FT4	Conditions
High	Low	Low	Low	Primary Hypothyroidism, Post Thyroidectomy, Chronic Autoimmune Thyroiditis
High	N	N	N	Subclinical Hypothyroidism, Autoimmune Thyroiditis, Insufficient Hormone Treatment.
N/Low	Low	Low	Low	Secondary and Tertiary Hypothyroidism
Low	High	High	High	Primary Hyperthyroidism, Goitre, Thyroiditis, Drug effects, Early Pregnancy
Low	N	N	N	Subclinical Hyperthyroidism
Low	Low	Low	Low	Central Hypothyroidism, Treatment with Hyperthyroidism
Low	N	High	High	Thyroiditis, Interfering Antibodies
N/Low	High	N	N	T3 Thyrotoxicosis, Non thyroidal causes


Dr. Govinda Raju N L
 MSc, PhD (Biochemistry)
 Consultant Biochemistry


Dr Priya Murthy
 M.B.B.S, M.D (Pathology)
 Consultant Pathologist



THIS TEST HAS BEEN PERFORMED AT APOLLO HEALTH AND LIFESTYLE LIMITED- RRL BANGALORE
 SIN No: IRA241100857

Apollo Health and Lifestyle Limited (CIN: U081107C2800PH6115819)
 Regd. Office: 1-10-60/62, Ashoka Raghupathi Chambers, 5th Floor, Begumpet, Hyderabad, Telangana - 500 016 |
 www.apollohl.com | Email ID: enquiry@apollohl.com, Ph No: 040-4904 7777, Fax No: 4904 7744

Address: 32/100/125, Doddabangal Village, Neeladri Main Road, Neeladri Nagar, Electronic city, Bengaluru, Karnataka - 560034


1860 500 7788
 www.apolloclinic.com

Patient Name : Mrs.DEVIKA T D	Collected : 09/Nov/2024 08:53AM
Age/Gender : 32 Y 3 M 2 D/F	Received : 09/Nov/2024 11:23AM
UHID/MR No : CIND.0000173134	Reported : 09/Nov/2024 01:30PM
Visit ID : CINDOPV244815	Status : Final Report
Ref Doctor : Self	Sponsor Name : ARCOFEMI HEALTHCARE LIMITED
Emp/Auth/TPA ID : 22E37885	

DEPARTMENT OF IMMUNOLOGY

ARCOFEMI - MEDIWHEEL - FULL BODY HEALTH ANNUAL PLUS CHECK - FEMALE - 2D ECHO - PAN INDIA - FY2324

High	High	High	High	Pituitary Adenoma; TSHoma/Thyrotropinoma
------	------	------	------	------------------------------------------

Govinda Raju
Dr.Govinda Raju N L
 MSc,PhD(Biochemistry)
 Consultant Biochemistry

Priya Murthy
Dr Priya Murthy
 M.B.B.S,M.D(Pathology)
 Consultant Pathologist



THIS TEST HAS BEEN PERFORMED AT APOLLO HEALTH AND LIFESTYLE LIMITED- RRL BANGALORE
 SIN No:IRA241100857

Apollo Health and Lifestyle Limited

(CIN - U061107C2009PLG115819)
 This test has been performed at Apollo Health & Lifestyle Ltd, RRL BANGALORE Laboratory
 Regd. Office: 1-10-60/62, Ashoka Raghupathi Chambers, 5th Floor, Begumpet, Hyderabad, Telangana - 500 016 |
 www.apollohl.com | Email ID: enquiry@apollohl.com, Ph No: 040-4904 7777, Fax No: 4904 7744

Address:
 32/100/125, Doddabangla Village, Neeladri Main Road,
 Neeladri Nagar, Electronic city, Bengaluru,
 Karnataka- 560034

 **1860 500 7788**
www.apolloclinic.com

APOLLO CLINICS NETWORK

Telangana: Hyderabad (AS Rao Nagar | Chanda Nagar | Kondapur | Nallakunta | Nizampet | Manikonda | Uppal) | **Andhra Pradesh:** Vizag (Seethamma Peta) | **Karnataka:** Bangalore (Basavanagudi | Bellandur | Electronics City | Fraser Town | HSR Layout | Indira Nagar | JP Nagar | Kundalahalli | Koramangala | Sarjapur Road) | **Mysore** (VV Mohalla) | **Tamilnadu:** Chennai (Annanagar | Kotturpuram | Mogappair | T Nagar | Valasaravakkam | Velachery) | **Maharashtra:** Pune (Aundh | Nigdi Pradhikaran | Viman Nagar | Wanowrie) | **Uttar Pradesh:** Ghaziabad (Indrapuram) | **Gujarat:** Ahmedabad (Satellite) | **Punjab:** Amritsar (Court Road) | **Haryana:** Faridabad (Railway Station Road)

Patient Name : Mrs.DEVIKA T D	Collected : 09/Nov/2024 08:53AM
Age/Gender : 32 Y 3 M 2 D/F	Received : 09/Nov/2024 01:14PM
UHID/MR No : CIND.0000173134	Reported : 09/Nov/2024 01:47PM
Visit ID : CINDOPV244815	Status : Final Report
Ref Doctor : Self	Sponsor Name : ARCOFEMI HEALTHCARE LIMITED
Emp/Auth/TPA ID : 22E37885	


DEPARTMENT OF CLINICAL PATHOLOGY

ARCOFEMI - MEDIWHEEL - FULL BODY HEALTH ANNUAL PLUS CHECK - FEMALE - 2D ECHO - PAN INDIA - FY2324

Test Name	Result	Unit	Bio. Ref. Interval	Method
COMPLETE URINE EXAMINATION (CUE) , URINE				
PHYSICAL EXAMINATION				
COLOUR	YELLOW		PALE YELLOW	Scattering of light
TRANSPARENCY	Clear		CLEAR	Scattering of light
pH	5.5		5-7.5	Bromothymol Blue
SP. GRAVITY	1.018		1.002-1.030	Bromothymol Blue
BIOCHEMICAL EXAMINATION				
URINE PROTEIN	NEGATIVE		NEGATIVE	PROTEIN ERROR OF INDICATOR
GLUCOSE	NORMAL		NEGATIVE	GOD-POD
URINE BILIRUBIN	NEGATIVE		NEGATIVE	Diazonium Salt
URINE KETONES (RANDOM)	NEGATIVE		NEGATIVE	Sodium nitro prusside
UROBILINOGEN	NORMAL		NORMAL (0.1-1.8mg/dl)	Diazonium salt
NITRITE	NEGATIVE		NEGATIVE	Sulfanilic acid
LEUCOCYTE ESTERASE	NEGATIVE		NEGATIVE	Diazonium salt
CENTRIFUGED SEDIMENT WET MOUNT AND MICROSCOPY				
PUS CELLS	3	/hpf	0-5	Automated Image based microscopy
EPITHELIAL CELLS	2	/hpf	< 10	Automated Image based microscopy
RBC	0	/hpf	0-2	Automated Image based microscopy
CASTS	NEGATIVE	/lpf	0-2 Hyaline Cast	Automated Image based microscopy
CRYSTALS	NEGATIVE	/hpf	Occasional-Few	Automated Image based microscopy

Comment:

All urine samples are checked for adequacy and suitability before examination. All abnormal chemical examination are rechecked and verified by manual methods. Microscopy findings are reported as an average of 10 high power fields.


Dr. Rajalakshmi D
 M.B.B.S,M.D
 Consultant Pathologist


Dr. Vidya Aniket Gore
 M.B.B.S,M.D(Pathology)
 Consultant Pathologist



THIS TEST HAS BEEN PERFORMED AT APOLLO HEALTH

Apollo Health and Lifestyle Limited (CIN - 063110132000PLC115017)
 Registered Office: RRA-24110085 Pathi Chambers, 5th Floor, Begumpet, Hyderabad, Telangana - 500 016 |
 www.apollohl.com | Email ID: enquiry@apollohl.com, Ph No: 040-4904 7777, Fax No: 4904 7744
 This test has been performed at Apollo Health & Lifestyle Ltd, RRL BANGALORE Laboratory


Address:
 323/100/123, Doddathangur Village, Neeladri Main Road,
 Neeladri Nagar, Electronic city, Bengaluru,
 Karnataka - 560034


1860 500 7788
 www.apolloclinic.com

Patient Name : Mrs.DEVIKA T D	Collected : 09/Nov/2024 08:53AM
Age/Gender : 32 Y 3 M 2 D/F	Received : 09/Nov/2024 01:14PM
UHID/MR No : CIND.0000173134	Reported : 09/Nov/2024 01:47PM
Visit ID : CINDOPV244815	Status : Final Report
Ref Doctor : Self	Sponsor Name : ARCOFEMI HEALTHCARE LIMITED
Emp/Auth/TPA ID : 22E37885	

DEPARTMENT OF CLINICAL PATHOLOGY

ARCOFEMI - MEDIWHEEL - FULL BODY HEALTH ANNUAL PLUS CHECK - FEMALE - 2D ECHO - PAN INDIA - FY2324


Dr. Rajalakshmi D
 M.B.B.S,M.D
 Consultant Pathologist


Dr. Vidya Aniket Gore
 M.B.B.S,M.D(Pathology)
 Consultant Pathologist



THIS TEST HAS BEEN PERFORMED AT APOLLO HEALTH

Apollo Health and Lifestyle Limited (CIN - 063110132000FL110017)
 Registered Office: R/A-24110085 Pathi Chambers, 5th Floor, Begumpet, Hyderabad, Telangana - 500 016 |
 www.apollohl.com | Email ID: enquiry@apollohl.com, Ph No: 040-4904 7777, Fax No: 4904 7744
 APOLLO CLINICS NETWORK

Address:
 323/100/123, Doddathangur Village, Neeladri Main Road,
 Neeladri Nagar, Electronic city, Bengaluru,
 Karnataka - 560034

 **1860 500 7788**
www.apolloclinic.com

Telangana: Hyderabad (AS Rao Nagar | Chanda Nagar | Kondapur | Nallakunta | Nizampet | Manikonda | Uppal) | **Andhra Pradesh:** Vizag (Seethamma Peta) | **Karnataka:** Bangalore (Basavanagudi | Bellandur | Electronics City | Fraser Town | HSR Layout | Indira Nagar | JP Nagar | Kundalahalli | Koramangala | Sarjapur Road) | **Mysore** (VV Mohalla) | **Tamilnadu:** Chennai (Annanagar | Kotturpuram | Mogappair | T Nagar | Valasaravakkam | Velachery) | **Maharashtra:** Pune (Aundh | Nigdi Pradhikaran | Viman Nagar | Wanowrie) | **Uttar Pradesh:** Ghaziabad (Indrapuram) | **Gujarat:** Ahmedabad (Satellite) | **Punjab:** Amritsar (Court Road) | **Haryana:** Faridabad (Railway Station Road)

Patient Name : Mrs.DEVIKA T D	Collected : 09/Nov/2024 08:53AM
Age/Gender : 32 Y 3 M 2 D/F	Received : 09/Nov/2024 01:14PM
UHID/MR No : CIND.0000173134	Reported : 09/Nov/2024 03:19PM
Visit ID : CINDOPV244815	Status : Final Report
Ref Doctor : Self	Sponsor Name : ARCOFEMI HEALTHCARE LIMITED
Emp/Auth/TPA ID : 22E37885	

DEPARTMENT OF CLINICAL PATHOLOGY


ARCOFEMI - MEDIWHEEL - FULL BODY HEALTH ANNUAL PLUS CHECK - FEMALE - 2D ECHO - PAN INDIA - FY2324

Test Name	Result	Unit	Bio. Ref. Interval	Method
URINE GLUCOSE(POST PRANDIAL)	NEGATIVE		NEGATIVE	GOD-POD

Test Name	Result	Unit	Bio. Ref. Interval	Method
URINE GLUCOSE(FASTING)	NEGATIVE		NEGATIVE	GOD-POD



Dr. Vidya Aniket Gore
M.B.B.S,M.D(Pathology)
Consultant Pathologist



Dr Priya Murthy
M.B.B.S,M.D(Pathology)
Consultant Pathologist

AND LIFESTYLE LIMITED- RRL BANGALORE



Patient Name : Mrs.DEVIKA T D	Collected : 09/Nov/2024 02:05PM
Age/Gender : 32 Y 3 M 2 D/F	Received : 10/Nov/2024 02:25PM
UHID/MR No : CIND.0000173134	Reported : 12/Nov/2024 04:52PM
Visit ID : CINDOPV244815	Status : Final Report
Ref Doctor : Self	Sponsor Name : ARCOFEMI HEALTHCARE LIMITED
Emp/Auth/TPA ID : 22E37885	

DEPARTMENT OF CYTOLOGY

ARCOFEMI - MEDIWHEEL - FULL BODY HEALTH ANNUAL PLUS CHECK - FEMALE - 2D ECHO - PAN INDIA - FY2324

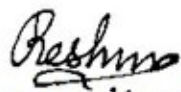
LBC PAP SMEAR , CERVICAL BRUSH SAMPLE

	CYTOLOGY NO.	24579/24
I	SPECIMEN	
a	SPECIMEN ADEQUACY	ADEQUATE
b	SPECIMEN TYPE	LIQUID-BASED PREPARATION (LBC)
	SPECIMEN NATURE/SOURCE	CERVICAL SMEAR
c	ENDOCERVICAL-TRANSFORMATION ZONE	ABSENT
d	COMMENTS	SATISFACTORY FOR EVALUATION
II	MICROSCOPY	Superficial and intermediate squamous epithelial cells with benign morphology. Inflammatory cells, predominantly neutrophils. Negative for intraepithelial lesion/malignancy.
III	RESULT	
a	EPITHELIAL CELL	
	SQUAMOUS CELL ABNORMALITIES	NOT SEEN
	GLANDULAR CELL ABNORMALITIES	NOT SEEN
b	ORGANISM	FUNGAL ELEMENTS MORPHOLOGICALLY CONSISTENT WITH CANDIDA SPP
IV	INTERPRETATION	NEGATIVE FOR INTRAEPITHELIAL LESION OR MALIGNANCY WITH CANDIDIASIS.

Pap Test is a screening test for cervical cancer with inherent false negative results. Regular screening and follow-up is recommended (Bethesda-TBS-2014) revised

*** End Of Report ***

Result/s to Follow:
PERIPHERAL SMEAR



Dr. Reshma Stanly
M.B.B.S, DNB(Pathology)
Consultant Pathologist

Page 16 of 16
CAP
ACCREDITED
COLLEGE of AMERICAN PATHOLOGISTS



THIS TEST HAS BEEN PERFORMED AT APOLLO HEALTH AND LIFESTYLE LIMITED- RRL BANGALORE
SIN No:IRA241101137

Apollo Health and Lifestyle Limited

This test has been performed at Apollo Health & Lifestyle Ltd, Global Reference Laboratory Hyderabad

Regd. Office: 1-10-60/62, Ashoka Raghupathi Chambers, 5th Floor, Begumpet, Hyderabad, Telangana - 500 016 |
www.apollohl.com | Email ID: enquiry@apollohl.com, Ph No: 040-4904 7777, Fax No: 4904 7744

Address: 329/100/123, Doddathangar Village, Neeladri Main Road,
Neeladri Nagar, Electronic city, Bengaluru,
Karnataka - 560034

 **1860 500 7788**
www.apolloclinic.com

APOLLO CLINICS NETWORK

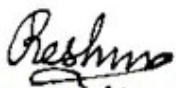
Telangana: Hyderabad (AS Rao Nagar | Chanda Nagar | Kondapur | Nallakunta | Nizampet | Manikonda | Uppal) | Andhra Pradesh: Vizag (Seethamma Peta) | Karnataka: Bangalore (Basavanagudi | Bellandur | Electronics City | Fraser Town | HSR Layout | Indira Nagar | JP Nagar | Kundalahalli | Koramangala | Sarjapur Road) | Mysore (VV Mohalla) | Tamilnadu: Chennai (Annanagar | Kotturpuram | Mogappair | T Nagar | Valasaravakkam | Velachery) | Maharashtra: Pune (Aundh | Nigdi Pradhikaran | Viman Nagar | Wanowrie) | Uttar Pradesh: Ghaziabad (Indrapuram) | Gujarat: Ahmedabad (Satellite) | Punjab: Amritsar (Court Road) | Haryana: Faridabad (Railway Station Road)

Patient Name : Mrs.DEVIKA T D
Age/Gender : 32 Y 3 M 2 D/F
UHID/MR No : CIND.0000173134
Visit ID : CINDOPV244815
Ref Doctor : Self
Emp/Auth/TPA ID : 22E37885

Collected : 09/Nov/2024 02:05PM
Received : 10/Nov/2024 02:25PM
Reported : 12/Nov/2024 04:52PM
Status : Final Report
Sponsor Name : ARCOFEMI HEALTHCARE LIMITED

TERMS AND CONDITIONS GOVERNING THIS REPORT

1. Reported results are for information and interpretation of the referring doctor or such other medical professionals, who understand reporting units, reference ranges and limitation of technologies. Laboratories not be responsible for any interpretation whatsoever.
2. It is presumed that the tests performed are, on the specimen / sample being to the patient named or identified and the verifications of particulars have been confirmed by the patient or his / her representative at the point of generation of said specimen.
3. The reported results are restricted to the given specimen only. Results may vary from lab to lab and from time to time for the same parameter for the same patient (within subject biological variation).
4. The patient details along with their results in certain cases like notifiable diseases and as per local regulatory requirements will be communicated to the assigned regulatory bodies.
5. The patient samples can be used as part of internal quality control, test verification, data analysis purposes within the testing scope of the laboratory.
6. This report is not valid for medico legal purposes. It is performed to facilitate medical diagnosis only.



Dr. Reshma Stanly
M.B.B.S, DNB(Pathology)
Consultant Pathologist



THIS TEST HAS BEEN PERFORMED AT APOLLO HEALTH AND LIFESTYLE LIMITED- RRL BANGALORE
SIN No: IRA241101137

Apollo Health and Lifestyle Limited (CIN: U95110TG2000PLC146819)
This test has been performed at Apollo Health & Lifestyle Ltd, Global Reference Laboratory Hyderabad
Regd. Office: 1-10-60/62, Ashoka Raghupathi Chambers, 5th Floor, Begumpet, Hyderabad, Telangana - 500 016 |
www.apollohl.com | Email ID: enquiry@apollohl.com, Ph No: 040-4904 7777, Fax No: 4904 7744

Address:
529/100/123, Doddanahalli Village, Neeladri Main Road,
Neeladri Nagar, Electronic city, Bengaluru,
Karnataka- 560034

APOLLO CLINICS NETWORK

Telangana: Hyderabad (AS Rao Nagar | Chanda Nagar | Kondapur | Nallakunta | Nizampet | Manikonda | Uppal) | Andhra Pradesh: Vizag (Seethamma Peta) | Karnataka: Bangalore (Basavanagudi | Bellandur | Electronics City | Fraser Town | HSR Layout | Indira Nagar | JP Nagar | Kundalahalli | Koramangala | Sarjapur Road) | Mysore (VV Mohalla) | Tamilnadu: Chennai (Annanagar | Kotturpuram | Mogappair | T Nagar | Valasaravakkam | Velachery) | Maharashtra: Pune (Aundh | Nigdi Pradhikaran | Viman Nagar | Wanowrie) | Uttar Pradesh: Ghazalbad (Indrapuram) | Gujarat: Ahmedabad (Satellite) | Punjab: Amritsar (Court Road) | Haryana: Faridabad (Railway Station Road)



Patient Name	: Mrs. Devika T D	Age	: 32Yrs 3Mths 3Days
UHID	: CIND.0000173134	OP Visit No.	: CINDOPV244815
Printed On	: 09-11-2024 07:00 AM	Advised/Pres Doctor	: --
Department	: Radiology	Qualification	: --
Referred By	: Self	Registration No.	: --
Employer Id	: 22E37885		

DEPARTMENT OF RADIOLOGY

ULTRASOUND ABDOMEN AND PELVIS

LIVER: Appears normal in size, shape and echopattern. No focal parenchymal lesions identified. No evidence of intra/extrahepatic biliary tree dilatation noted. Portal vein appears to be of normal size.

GALLBLADDER: Moderately distended. No definite calculi identified. No evidence of abnormal wall thickening noted.

SPLEEN: Appears normal in size, shape and echopattern. No focal parenchymal lesions identified.

PANCREAS: Obscured by bowel gas. However, the visualized portion appear normal.

KIDNEYS: Both kidneys appear normal in size, shape and echopattern. Corticomedullary differentiation appears maintained. No evidence of calculi or hydronephrosis on either side.

URINARY BLADDER: Distended and appears normal. No evidence of abnormal wall thickening noted.

UTERUS: Anteverted and appears normal in size. Myometrial echoes appear normal. The endometrial lining appears intact. Endometrium measures 7 mm.


OVARIES: Both ovaries appearing normal in size and echopattern.

No free fluid is seen.

IMPRESSION:

NO SIGNIFICANT SONOGRAPHIC ABNORMALITY DETECTED.

---End Of The Report---



Dr.DHANALAKSHMI B
MBBS, DMRD
29543
Radiology

Patient Name	: Mrs. Devika T D	Age	: 32Yrs 3Mths 6Days
UHID	: CIND.0000173134	OP Visit No.	: CINDOPV244815
Printed On	: 12-11-2024 07:06 AM	Advised/Pres Doctor	: --
Department	: Cardiology	Qualification	: --
Referred By	: Self	Registration No.	: --
Employer Id	: 22E37885		

DEPARTMENT OF CARDIOLOGY

ECG

Observation :-

1. Normal Sinus Rhythm.
2. Heart rate is Normal
3. No pathological Q wave or ST-T changes seen.
4. Normal P,QRS,T waves and axis.
5. No evidence of chamber, hypertrophy or enlargement seen.

Impression:-

NORMAL RESTING ECG.

NOTE:-KINDLY TAKE A PHOTOCOPY OF THE GRAPH FOR FUTURE REFERENCE IF NEEDED

---End Of The Report---

M. S. Rao

Dr.M SUDHAKAR RAO
MBBS, MD, DM (Cardio)
000018
Cardiology

Patient Name	: Mrs. Devika T D	Age	: 32Yrs 3Mths 5Days
UHID	: CIND.0000173134	OP Visit No.	: CINDOPV244815
Printed On	: 11-11-2024 11:52 AM	Advised/Pres Doctor	: --
Department	: Cardiology	Qualification	: --
Referred By	: Self	Registration No.	: --
Employeer Id	: 22E37885		

DEPARTMENT OF CARDIOLOGY

M mode and doppler measurements:

CM CM M/sec

AO: 2.3 IVS(D): 0.9 MV: E Vel: 0.7 A Vel : 0.4

LA: 2.5 LVIDD(D): 3.5 AV Peak: 0.6

LVPW(D): 0.8 PV peak: 0.6

IVS(S): 1.0

LVID(S): 2.2

LVPW(S): 1.1

LVEF: 60%

Descriptive findings:

Left Ventricle Normal

Right Ventricle: Normal

Left Atrium: Normal

Right Atrium: Normal

Mitral Valve: Normal

Aortic Valve: Normal

Tricuspid Valve: Normal

IAS: Normal

IVS:	Normal
Pericardium:	Normal
IVC:	Normal
Others	---

IMPRESSION :

Normal cardiac chamber and valves
No Regional wall motion abnormality
Normal PA pressure
No clot/vegetation/pericardial effusion
Normal LV systolic function - LVEF= 60%

DR JAGADEESH H V MD,DM
CONSULTANT CARDIOLOGIST

---End Of The Report---



Dr.JAGADEESH H V

MBBS, MD, DM

86848

Cardiology

Patient Name	: Mrs. Devika T D	Age	: 32Yrs 3Mths 3Days
UHID	: CIND.0000173134	OP Visit No.	: CINDOPV244815
Printed On	: 09-11-2024 12:09 PM	Advised/Pres Doctor	: --
Department	: Radiology	Qualification	: --
Referred By	: Self	Registration No.	: --
Employer Id	: 22E37885		

DEPARTMENT OF RADIOLOGY

X-RAY CHEST PA VIEW

Both lung fields and hila are normal .

No obvious active pleuro-parenchymal lesion seen .

Both costophrenic and cardiophrenic angles are clear .

Both diaphragms are normal in position and contour .


Thoracic wall and soft tissues appear normal.

CONCLUSION :

No obvious abnormality seen

For clinical correlation.

---End Of The Report---



Dr.DHANALAKSHMI B
MBBS, DMRD
29543
Radiology

Name : Mrs. Devika T D

Age : 32Y 3M 2D

UHID : CIND.0000173134

Address : Hulsur Bazaar Bangalore Karnataka INDIA 560008

sex : Female



CIND.0000173134

Plan : ARCOFEMI MEDIWHEEL FEMALE AHC
CREDIT PAN INDIA OP AGREEMENT

OP No: CINDOPV244815

Bill No: CIND-OCR-103587

Date: Nov 9th, 2024, 8:37 AM

Sno.	Service Type/Service Name	Department	
1	ARCOFEMI - MEDIWHEEL - FULL BODY HEALTH ANNUAL PLUS CHECK - FEMALE - 2D ECHO - PAN INDIA - FY2324		
1	ULTRASOUND - WHOLE ABDOMEN - 9	Ultrasound Radiology	<input type="checkbox"/>
2	OPHTHAL BY GENERAL PHYSICIAN - 5 after 10 am	Consultation	<input type="checkbox"/>
3	URINE GLUCOSE(POST PRANDIAL)	Clinical Pathology	<input type="checkbox"/>
4	GAMMA GLUTAMYL TRANSFERASE (GGT)	Biochemistry	<input type="checkbox"/>
5	HbA1c, GLYCATED HEMOGLOBIN	Biochemistry	<input type="checkbox"/>
6	GYNAECOLOGY CONSULTATION - 3 after 11 am	Consultation	<input type="checkbox"/>
7	DIET CONSULTATION	General	<input type="checkbox"/>
8	BODY MASS INDEX (BMI) - 6	General	<input type="checkbox"/>
9	ECG - 6	Cardiology	<input type="checkbox"/>
10	THYROID PROFILE (TOTAL T3, TOTAL T4, TSH)	Biochemistry	<input type="checkbox"/>
11	2 D ECHO - 9 after 9:30 am	Cardiology	<input type="checkbox"/>
12	BLOOD GROUP ABO AND RH FACTOR	Blood Bank	<input type="checkbox"/>
13	X-RAY CHEST PA - 10	X Ray Radiology	<input type="checkbox"/>
14	URINE GLUCOSE(FASTING)	Clinical Pathology	<input type="checkbox"/>
15	LBC PAP TEST- PAPSURE - 3 after 11 am	Histopathology	<input type="checkbox"/>
16	FITNESS BY GENERAL PHYSICIAN	Consultation	<input type="checkbox"/>
17	GLUCOSE, POST PRANDIAL (PP), 2 HOURS (POST MEAL)	Biochemistry	<input type="checkbox"/>
18	GLUCOSE, FASTING	Biochemistry	<input type="checkbox"/>
19	ENT CONSULTATION	Consultation	<input type="checkbox"/>
20	LIPID PROFILE	Biochemistry	<input type="checkbox"/>
21	DENTAL CONSULTATION - 1 after 10 am	Consultation	<input type="checkbox"/>
22	HEMOGRAM + PERIPHERAL SMEAR	Haematology	<input type="checkbox"/>
23	PERIPHERAL SMEAR	Haematology	<input type="checkbox"/>
24	COMPLETE URINE EXAMINATION	Clinical Pathology	<input type="checkbox"/>
25	RENAL PROFILE/RENAL FUNCTION TEST (RFT/KFT)	Biochemistry	<input type="checkbox"/>
26	LIVER FUNCTION TEST (LFT)	Biochemistry	<input type="checkbox"/>

09.11.2024

173134
Mrs. Devita T D

Height :	Weight :	BMI :	Waist Circum :
Temp :	Pulse :	Resp :	B.P :

General Examination / Allergies
History

Clinical Diagnosis & Management Plan

Acropiani - AHe

Ears: NTD

Nose: NTD

Throat: NTD

Follow up date:

Dr. RAVINDRANATH Doctor Signature

M.B.B.S., D.L.O.

E.N.T. SURGEON

KMC REG. NO: 18554

BOOK YOUR APPOINTMENT TODAY!

Whatsapp Number : 970 100 3333

Toll Number : 1860 500 7788

Website : www.apolloclinic.com

Ms. Devika. T.D.
17/134/ 32 yrs.

Gynecologist

Height : 160cm	Weight : 62-kg	BMI : 24.9 kg/m ²	Waist Circum : 89cm
Temp : 97°F	Pulse : 73	Resp : 18/min	B.P : 112/78

General Examination / Allergies
History

Nov 9/2024

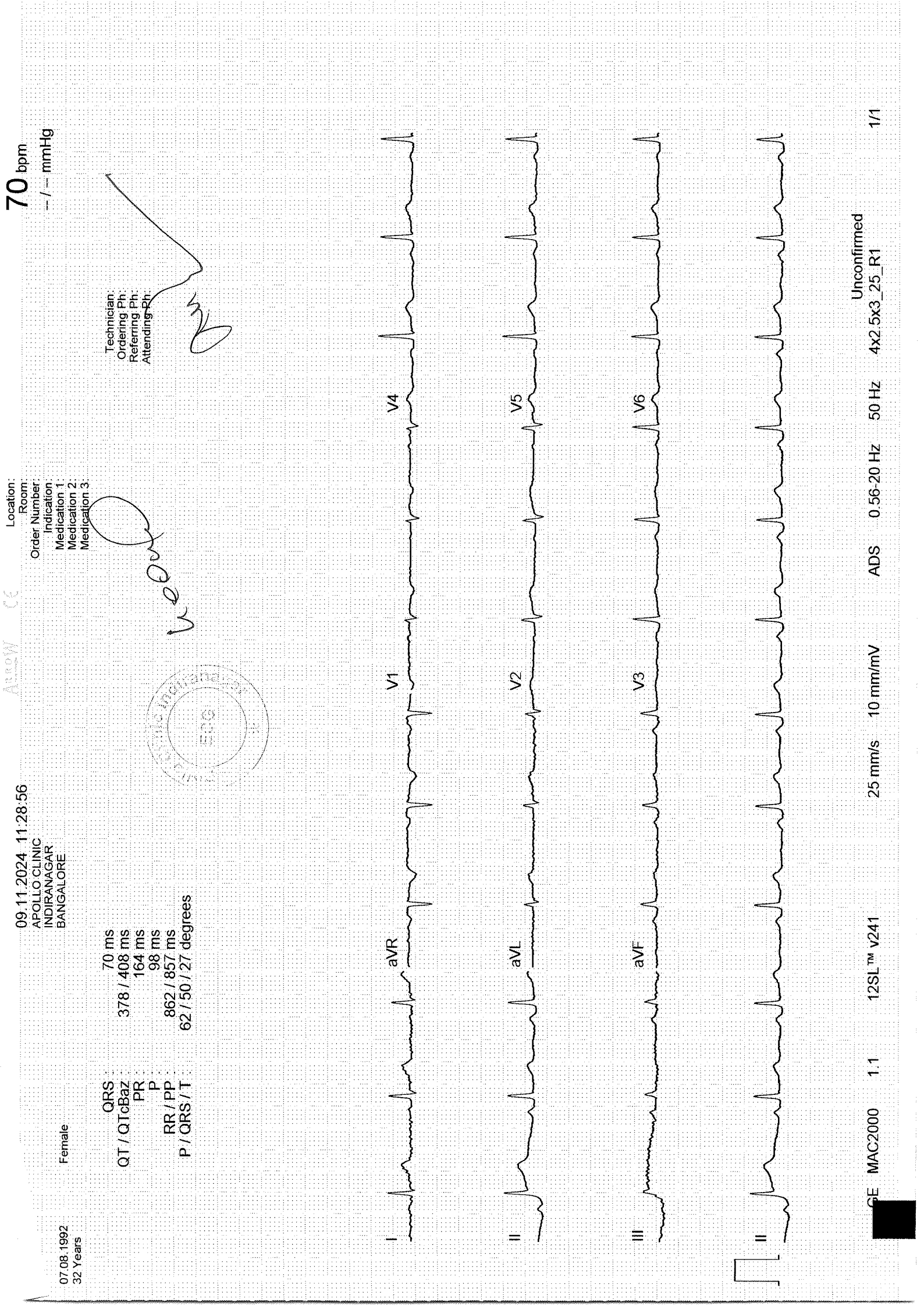
Clinical Diagnosis & Management Plan

32 yrs, cycles regular 21-4
LMP - 26th Oct
LBR Pap Test
sent
Adv
HPV vaccine
Niramvi
Hygiene kit
✓ - ✓
bottle

CCB - 3 yrs
not
P E
PACON
not
PS
a healthy
m n
✓ - ✓

Follow up date:

Doctor Signature



70 bpm
 - / - mmHg

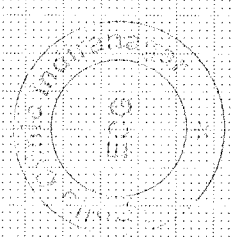
Location:
 Room:
 Order Number:
 Indication:
 Medication 1:
 Medication 2:
 Medication 3:

Technician:
 Ordering Ph:
 Referring Ph:
 Attending Ph:

09.11.2024 11:28:56
 APOLLO CLINIC
 INDIRANAGAR
 BANGALORE

Female

QRS 70 ms
 QT / QTcBaz 378 / 408 ms
 PR 164 ms
 P 98 ms
 RR / PP 862 / 857 ms
 P / QRS / T 62 / 50 / 27 degrees



Unconfirmed
 4x2 5x3 25_R1

ADS 0.56-20 Hz 50 Hz

25 mm/s 10 mm/mV

1.1

GE MAC2000 12SL™ v241

1/1

Apollo Clinic

CONSENT FORM

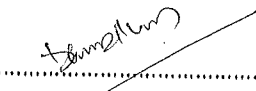
Patient Name: Devika. T. D Age: 32

UHID Number: Company Name: Bank of Baroda.

I Mr/Mrs/Ms Devika. T. D Employee of Bank of Baroda.

(Company) Want to inform you that I am ~~not~~ interested in getting the consultation on
Opthal pending
Tests done which is a part of my routine health check package.

And I claim the above statement in my full consciousness.

Patient Signature:  Date: 09/11/2021.

Apollo Health and Lifestyle Limited

(CIN - U85110TG2000PLC115819)

Regd. Office: 1-10-60/62, Ashoka Raghupathi Chambers, 5th Floor, Begumpet, Hyderabad, Telangana - 500 016.

Ph No: 040-4904 7777, Fax No: 4904 7744 | Email ID: enquiry@apollohl.com | www.apollohl.com

APOLLO CLINICS NETWORK KARNATAKA

Bangalore (Basavanagudi | Bellandur | Electronic City | Fraser Town | HSR Layout | Indira Nagar | JP Nagar | Kundalahalli | Koramangala | Sarjapur Road) Mysore (VV Mohalla)

TO BOOK AN APPOINTMENT



NAME: Mrs. Devika T D	AGE/SEX: 32Y/F	OP NUMBER: 173134
Ref By : SELF	DATE: 09-11-2024	

M mode and doppler measurements:

CM	CM	M/sec	
AO: 2.3	IVS(D): 0.9	MV: E Vel: 0.7	A Vel : 0.4
LA: 2.5	LVIDD(D): 3.5	AV Peak: 0.6	
	LVPW(D): 0.8	PV peak: 0.6	
	IVS(S): 1.0		
	LVID(S): 2.2		
	LVPW(S): 1.1		
	LVEF: 60%		

Descriptive findings:

Left Ventricle	Normal
Right Ventricle:	Normal
Left Atrium:	Normal
Right Atrium:	Normal
Mitral Valve:	Normal
Aortic Valve:	Normal
Tricuspid Valve:	Normal
IAS:	Normal
IVS:	Normal
Pericardium:	Normal
IVC:	Normal
Others	---

Apollo Health and Lifestyle Limited

(CIN - U85110TG2000PLC115819)

Regd. Office: 1-10-60/62, Ashoka Raghupathi Chambers, 5th Floor, Begumpet, Hyderabad, Telangana - 500 016.

Ph: 011-4001 7777 Fax: 011-4001 7711 E: info@apollohospitals.com

From: Wellness : Mediwheel : New Delhi <wellness@mediwheel.in>

Sent: Tuesday, October 22, 2024 12:23 PM

To: Corporate Apollo Clinic <corporate@apolloclinic.com>

Cc: Customer Care :Mediwheel : New Delhi <customercare@mediwheel.in>; Network : Mediwheel : New Delhi <network@mediwheel.in>

Subject: Health checkup booking No. 101

Dear Team

Please find the health checkup booking file and confirm the same.


Thanks & Regards

Lav Gupta



नाम टी डी देवा
Name T D DEWA

E.C. NO. 126256


भारतीय प्रधिकार
Issuing Authority

भारतीय प्रधिकार
Signature of holder